

PPI Detailed Report

Data for January 2023



U.S. Department of Labor

U.S. Bureau of Labor Statistics

A blue-tinted composite image. The background shows a welder in a dark protective suit working on a large metal pipe, with bright sparks flying from the welding point. In the foreground, a man and a woman in business attire are looking at a document together. The overall scene represents the intersection of industry and business.

**Mining • Manufacturing • Services
Agriculture • Utilities • Construction**

PPI Detailed Report

Data for January 2023

Editors

Joseph Kowal
Gabriel Vera
Timothy Schermerhorn
Nachelle Jackson

Vol. 27, No. 1

Contents

	<i>Page</i>
Producer Price Indexes, January 2023	1
Recalculation of Seasonal Adjustment Factors	6
PPI Weights Updated to Reflect 2017 Shipment Values	7
Resampling of Industries	8
Charts	
Final demand	9
Processed goods for intermediate demand	10
Unprocessed goods for intermediate demand	11
Services for intermediate demand	12
Tables	
Producer Price Indexes	
1. Final demand – intermediate demand weights and percent changes, seasonally adjusted	13
2. Selected commodity groupings percent changes by final demand – intermediate demand category	19
3. Final demand – intermediate demand indexes, seasonally adjusted	29
4. Final demand – intermediate demand weights and percent changes, not seasonally adjusted	35
5. Final demand – intermediate demand indexes, not seasonally adjusted	41
6. Selected commodity and service groupings percent changes, not seasonally adjusted	47
7. Commodity and service groupings and individual items, percent changes, not seasonally adjusted	49
8. Commodity and service groupings and individual items, indexes and percent changes, seasonally adjusted	109
9. Commodity and service groupings and individual items indexes, not seasonally adjusted	133
10. Net output of selected industries and industry groups, indexes and percent changes.....	190
11. Net output of selected industries and their products indexes	192
12. Net output of selected industries and their products, percent changes	262
13. Special commodity groupings	336
14. Net inputs to industries, excluding capital investment, labor, and imports	338
15. Industry and industry-classified product indexes recoded, effective January 2023	343
16. New industry and industry-classified product indexes introduced into the Producer Price Index, effective January 2023	347
17. Industry and industry-classified product indexes deleted from the Producer Price Index, effective January 2023	348
18. Commodity-based product indexes, recoded, effective January 2023	350
19. Commodity-based product indexes introduced into the Producer Price Index, effective January 2023...	351
20. Commodity-based product indexes deleted from the Producer Price Index, effective January 2023	352
Technical note	353

Producer Price Index Release Dates

The following is the schedule of release dates for Producer Price Index data in 2023. News releases are issued at 8:30 a.m. eastern time on each release date.

Reference Month	Release Date
December 2022	Jan. 18, 2023
January 2023	Feb. 16, 2023
February 2023	Mar. 15, 2023
March 2023	Apr. 13, 2023
April 2023	May 11, 2023
May 2023	Jun. 14, 2023
June 2023	Jul. 13, 2023
July 2023	Aug. 11, 2023
August 2023	Sep. 14, 2023
September 2023	Oct. 11, 2023
October 2023	Nov. 15, 2023
November 2023	Dec. 13, 2023

Producer Price Indexes – January 2023

The Producer Price Index for final demand increased 0.7 percent in January, seasonally adjusted. Final demand prices declined 0.2 percent in December 2022 and advanced 0.3 percent in November. (See table A.) On an unadjusted basis, the index for final demand rose 6.0 percent for the 12 months ended January 2023.

In January, a 1.2-percent rise in prices for final demand goods led the advance in the final demand index. Prices for final demand services also moved higher, increasing 0.4 percent.

The index for final demand less foods, energy, and trade services rose 0.6 percent in January 2023, the largest advance since moving up 0.9 percent in March 2022. For the 12 months ended in January 2023, prices for final demand less foods, energy, and trade services increased 4.5 percent.

Final Demand

Final demand goods: The index for final demand goods moved up 1.2 percent in January, the largest increase since rising 2.1 percent in June 2022. Most of the January advance is attributable to a 5.0-percent jump in prices for final demand energy. The index for final demand goods less foods and energy increased 0.6 percent. In contrast, prices for final demand foods fell 1.0 percent.

Product detail: Nearly one-third of the January rise in the index for final demand goods can be traced to prices for gasoline, which increased 6.2 percent. The indexes for residential natural gas, diesel fuel, jet fuel, soft drinks, and motor vehicles also moved higher. Conversely, prices for fresh and dry vegetables decreased 33.5 percent. The indexes for residual fuels and for basic organic chemicals also declined. (See table 2.)

Final demand services: The index for final demand services advanced 0.4 percent in January, the same as in December. Over 80 percent of the broad-based increase in January is attributable to prices for final demand services less trade, transportation, and warehousing, which rose 0.6 percent. Margins for final demand trade services moved up 0.2 percent. (Trade indexes measure changes in margins received by wholesalers and retailers.) Prices for final demand transportation and warehousing services also advanced 0.2 percent.

Product detail: A major factor in the January rise in prices for final demand services was the index for hospital outpatient care, which jumped 1.4 percent. The indexes for automobiles and automobile parts retailing; health, beauty, and optical goods retailing; portfolio management; chemicals and allied products

wholesaling; and airline passenger services also moved higher. In contrast, margins for fuels and lubricants retailing fell 17.5 percent. Prices for long-distance motor carrying and for securities brokerage, dealing, and investment advice also declined.

Intermediate Demand by Commodity Type

Within intermediate demand in January, the index for processed goods advanced 1.0 percent, prices for unprocessed goods fell 5.0 percent, and the index for services increased 0.5 percent. (See tables B and C.)

Processed goods for intermediate demand: The index for processed goods for intermediate demand moved up 1.0 percent in January, the first advance since increasing 1.9 percent in June 2022. Leading the January rise, prices for processed energy goods jumped 5.4 percent. The index for processed foods and feeds advanced 0.3 percent. Conversely, prices for processed materials less foods and energy decreased 0.2 percent. For the 12 months ended in January, the index for processed goods for intermediate demand rose 3.8 percent.

Product detail: Over half of the January increase in prices for processed goods for intermediate demand can be attributed to the index for diesel fuel, which rose 10.9 percent. Prices for electric power, utility natural gas, gasoline, beef and veal, and nonferrous mill shapes also advanced. In contrast, the index for basic organic chemicals declined 2.2 percent. Prices for residual fuels and for animal and marine feed and fertilizer byproducts also decreased.

Unprocessed goods for intermediate demand: The index for unprocessed goods for intermediate demand fell 5.0 percent in January following a 1.5-percent rise in December. An 8.5-percent decline in prices for unprocessed energy materials accounted for 70 percent of the January decrease. The index for unprocessed foodstuffs and feedstuffs moved down 4.7 percent. Conversely, prices for unprocessed nonfood materials less energy increased 0.9 percent. For the 12 months ended in January, the index for unprocessed goods for intermediate demand rose 2.3 percent.

Product detail: Over 60 percent of the January decline in prices for unprocessed goods for intermediate demand can be attributed to the index for natural gas, which dropped 19.1 percent. Prices for ungraded chicken eggs, crude petroleum, slaughter chickens, slaughter hogs, and recyclable paper also decreased. In contrast, the index for nonferrous metal ores rose 4.5 percent. Prices for raw milk and for coal also advanced.

Chart 1. One-month percent changes in selected PPI final demand price indexes, seasonally adjusted

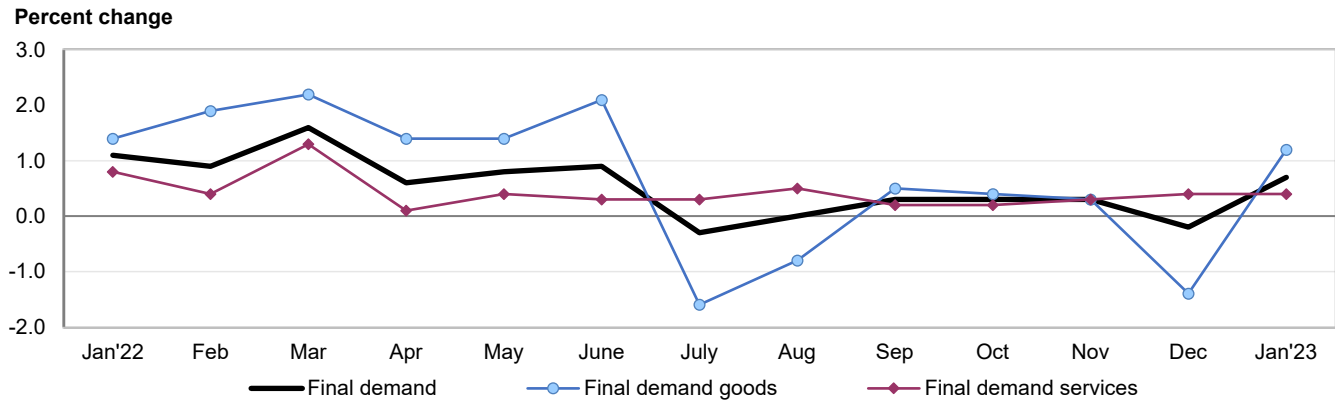


Chart 2. Twelve-month percent changes in selected PPI final demand price indexes, not seasonally adjusted

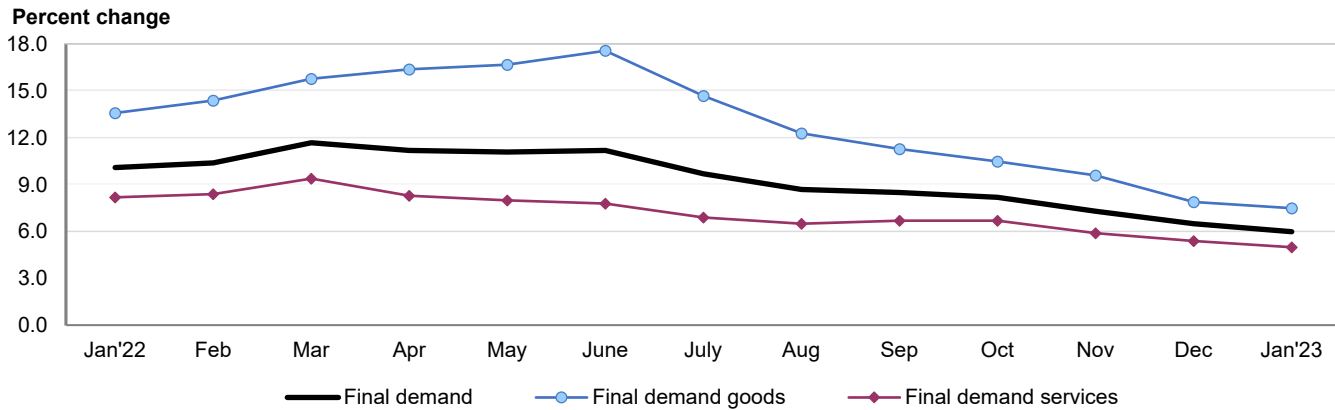


Table A. Monthly and 12-month percent changes in selected final demand price indexes, seasonally adjusted

Month	Total final demand	Final demand less foods, energy, and trade	Final demand goods				Final demand services				Change in final demand from 12 months ago (unadj.)	Change in final demand less foods, energy, and trade from 12 mo. ago (unadj.)
			Total	Foods	Energy	Less foods and energy	Total	Trade	Transportation and warehousing	Other		
2022												
Jan...	1.1	0.8	1.4	1.4	3.5	0.8	0.8	1.2	-0.2	0.7	10.1	6.9
Feb...	0.9	0.2	1.9	1.8	5.4	0.6	0.4	1.6	1.7	-0.3	10.4	6.7
Mar...	1.6	0.9	2.2	2.3	5.7	1.0	1.3	2.3	5.7	0.3	11.7	7.1
Apr...	0.6	0.5	1.4	1.6	1.9	1.2	0.1	0.2	2.0	-0.2	11.2	6.8
May...	0.8	0.5	1.4	0.7	4.0	0.7	0.4	0.6	2.5	0.1	11.1	6.8
June...	0.9	0.3	2.1	-0.1	8.4	0.5	0.3	0.5	0.8	0.1	11.2	6.4
July...	-0.3	0.2	-1.6	1.3	-8.3	0.2	0.3	0.8	-0.3	0.1	9.7	5.8
Aug...	0.0	0.2	-0.8	-0.2	-4.4	0.2	0.5	1.0	-1.1	0.4	8.7	5.6
Sept. ¹	0.3	0.3	0.5	1.5	1.0	0.0	0.2	-0.3	-0.2	0.5	8.5	5.6
Oct. ¹	0.3	0.2	0.4	0.8	1.5	0.0	0.2	0.1	0.0	0.2	8.2	5.5
Nov. ¹	0.3	0.4	0.3	3.3	-2.2	0.3	0.3	0.2	-0.5	0.5	7.3	4.9
Dec. ¹	-0.2	0.2	-1.4	-0.9	-5.7	0.1	0.4	0.8	0.0	0.3	6.5	4.7
2023												
Jan...	0.7	0.6	1.2	-1.0	5.0	0.6	0.4	0.2	0.2	0.6	6.0	4.5

¹ Some of the percent changes shown here and elsewhere in this release may differ from those previously reported because seasonal adjustment factors have been recalculated to reflect developments during 2022. In addition, indexes for September 2022 through December 2022 have been recalculated to incorporate late reports and corrections by respondents. All indexes are subject to monthly revisions up to 4 months after original publication.

Table B. Monthly and 12-month percent changes in selected intermediate demand price indexes for goods by commodity type, seasonally adjusted

Month	Processed goods for intermediate demand					Unprocessed goods for intermediate demand				
	Total	Foods and feeds	Energy goods	Less foods and energy	Total, change from 12 months ago (unadj.)	Total	Food stuffs and feed-stuffs	Energy materials	Nonfood materials less energy	Total, change from 12 months ago (unadj.)
2022										
Jan.....	2.0	2.2	4.3	1.4	24.8	2.5	2.3	4.2	-0.5	36.4
Feb.....	1.4	2.0	4.9	0.3	23.3	9.6	4.0	18.2	2.3	33.5
Mar.....	2.1	2.0	6.6	0.9	22.1	2.4	7.3	-4.3	8.4	43.3
Apr.....	2.0	3.2	4.2	1.2	22.0	5.8	3.8	9.3	2.8	50.1
May.....	2.2	1.2	4.4	1.7	21.6	5.4	0.3	14.6	-4.2	46.4
June.....	1.9	0.1	8.4	0.1	21.9	4.8	-0.7	11.1	-1.8	50.3
July.....	2.1	0.5	8.0	0.4	17.2	8.8	1.1	14.2	5.9	32.5
Aug.....	-1.2	-0.2	-3.7	-0.6	14.3	4.8	-0.9	10.9	0.5	36.9
Sept. ¹	-0.1	-0.1	2.0	-0.8	12.9	-3.1	1.3	-6.6	-0.6	29.2
Oct. ¹	-0.3	-0.2	1.5	-0.8	10.1	-9.7	-0.7	-18.1	-4.2	9.2
Nov. ¹	-0.5	0.8	-1.8	-0.2	7.6	-3.1	0.0	-6.6	-0.8	3.4
Dec. ¹	-2.6	-0.6	-10.3	-0.3	4.8	1.5	-0.2	5.4	-1.7	10.5
2023										
Jan.....	1.0	0.3	5.4	-0.2	3.8	-5.0	-4.7	-8.5	0.9	2.3

¹ Some of the percent changes shown here and elsewhere in this release may differ from those previously reported because seasonal adjustment factors have been recalculated to reflect developments during 2022. In addition, indexes for September 2022 through December 2022 have been recalculated to incorporate late reports and corrections by respondents. All indexes are subject to monthly revisions up to 4 months after original publication.

Services for intermediate demand: The index for services for intermediate demand moved up 0.5 percent in January after no change in December. Leading the advance, prices for services less trade, transportation, and warehousing for intermediate demand rose 0.8 percent. The index for transportation and warehousing services for intermediate demand moved up 0.4 percent. Conversely, margins for trade services for intermediate demand declined 0.6 percent. For the 12 months ended in January, the index for services for intermediate demand increased 5.9 percent.

Product detail: Over three-quarters of the January advance in the index for services for intermediate demand can be attributed to a 6.6-percent rise in prices for loan services (partial). The indexes for services related to securities brokerage and dealing (partial), chemicals and allied products wholesaling, legal services, portfolio management, and U.S. postal services also moved higher. In contrast, margins for fuels and lubricants retailing dropped 17.5 percent. The indexes for securities brokerage, dealing, and investment advice and for arrangement of freight and cargo transportation also declined.

Table C. Monthly and 12-month percent changes in selected intermediate demand price indexes for services by commodity type, seasonally adjusted

Month	Services for intermediate demand				Total, change from 12 months ago (unadj.)
	Total	Trade	Transportation and warehousing	Other	
2022					
Jan.....	0.7	1.2	0.4	0.6	7.9
Feb.....	0.3	1.1	0.6	-0.1	7.8
Mar.....	1.2	4.2	2.0	0.0	8.4
Apr.....	0.8	1.0	1.7	0.6	8.0
May.....	0.6	0.8	0.5	0.5	7.9
June.....	-0.3	-0.5	0.1	-0.3	6.3
July.....	0.3	0.2	1.1	0.1	5.9
Aug.....	0.6	0.9	0.3	1.3	6.0
Sept. ¹	0.5	0.1	-0.4	0.8	6.2
Oct. ¹	0.4	0.0	0.7	0.5	6.6
Nov. ¹	0.9	1.2	-1.3	1.2	7.0
Dec. ¹	0.0	-1.3	0.2	0.4	6.0
2023					
Jan.....	0.5	-0.6	0.4	0.8	5.9

¹ Some of the percent changes shown here and elsewhere in this release may differ from those previously reported because seasonal adjustment factors have been recalculated to reflect developments during 2022. In addition, indexes for September 2022 through December 2022 have been recalculated to incorporate late reports and corrections by respondents. All indexes are subject to monthly revisions up to 4 months after original publication.

Intermediate Demand by Production Flow

Stage 4 intermediate demand: Prices for stage 4 intermediate demand moved up 0.6 percent in January, the largest increase since advancing 0.9 percent in May 2022. In January, the index for total services inputs to stage 4 intermediate demand rose 0.7 percent, and prices for total goods inputs climbed 0.6 percent. (See table D.) Increases in the indexes for loan services (partial), electric power, services related to securities brokerage and dealing (partial), portfolio management, diesel fuel, and chemicals and allied products wholesaling outweighed declines in the indexes for securities brokerage, dealing, and investment advice; food wholesaling; and plastic packaging products. For the 12 months ended in January, prices for stage 4 intermediate demand moved up 5.1 percent.

Stage 3 intermediate demand: Prices for stage 3 intermediate demand increased 0.2 percent in January, the first advance since moving up 0.5 percent in June 2022. In January, the index for total services inputs to stage 3 intermediate demand rose 0.4 percent, while prices for total goods inputs were unchanged. Increases in the indexes for loan services (partial), diesel fuel, jet fuel, raw milk, U.S. postal services, and asphalt outweighed decreases in prices for ungraded chicken eggs, slaughter chickens, and arrangement of freight and cargo transportation. For the 12 months ended in January, the index for stage 3 intermediate demand advanced 3.8 percent.

Stage 2 intermediate demand: The index for stage 2 intermediate demand declined 1.5 percent in January after increasing 1.2 percent in December. In January, prices for total goods inputs to stage 2 intermediate demand fell 4.0 percent. Conversely, the index for total services inputs moved up 0.6 percent. Decreases in the indexes for natural gas, crude petroleum, fuels and lubricants retailing, oilseeds, arrangement of freight and cargo transportation, and basic organic chemicals outweighed advances in prices for loan services (partial), legal services, and coal. For the 12 months ended in January, prices for stage 2 intermediate demand increased 5.0 percent.

Stage 1 intermediate demand: The index for stage 1 intermediate demand rose 0.5 percent in January, the largest increase since advancing 1.0 percent in June 2022. In January, prices for total goods inputs to stage 1 intermediate demand moved up 0.8 percent, and prices for total services inputs climbed 0.2 percent. Increases in the indexes for diesel fuel, services related to securities brokerage and dealing (partial), utility natural gas, electric power, chemicals and allied products wholesaling, and gasoline outweighed declines in the indexes for basic organic chemicals; securities brokerage, dealing, and investment advice; and fuels and lubricants retailing. For the 12 months ended in January, prices for stage 1 intermediate demand moved up 4.8 percent.

Table D. Monthly percent changes in selected intermediate demand price indexes by production flow, seasonally adjusted

Month	Stage 4 intermediate demand			Stage 3 intermediate demand			Stage 2 intermediate demand			Stage 1 intermediate demand		
	Total	Goods inputs	Ser-vices inputs	Total	Goods inputs	Ser-vices inputs	Total	Goods inputs	Ser-vices inputs	Total	Goods inputs	Ser-vices inputs
2022												
Jan.....	1.4	1.9	1.0	1.5	2.3	0.6	1.3	2.4	0.1	1.2	1.6	0.7
Feb.....	0.6	1.2	0.1	1.2	2.1	0.2	4.4	8.4	0.5	0.8	1.5	0.1
Mar.....	1.1	1.4	0.8	3.0	4.4	1.5	0.6	0.0	1.3	2.6	3.1	2.0
Apr.....	1.0	1.2	0.7	2.3	3.3	1.3	2.9	5.1	0.7	1.6	2.4	0.8
May.....	0.9	1.4	0.5	1.7	2.5	0.7	3.6	6.6	0.3	1.5	2.1	0.8
June.....	0.3	1.0	-0.3	0.5	1.4	-0.5	2.9	5.3	0.1	1.0	2.4	-0.6
July.....	-0.4	-0.8	0.0	-1.2	-2.6	0.4	-4.1	-8.2	0.9	-1.6	-2.8	-0.3
Aug.....	0.3	0.0	0.6	-1.3	-2.6	0.1	3.0	4.8	1.2	-0.4	-1.2	0.5
Sept. ¹	0.4	0.1	0.7	0.0	-0.1	0.1	-1.9	-4.0	0.3	0.3	0.3	0.2
Oct. ¹	0.1	-0.1	0.2	-0.1	-0.6	0.5	-4.7	-9.9	0.8	0.1	-0.3	0.4
Nov. ¹	0.5	-0.1	1.1	-0.4	-1.1	0.4	-1.0	-2.9	0.8	0.2	-0.6	1.0
Dec. ¹	-0.4	-0.8	-0.1	-2.0	-4.0	0.0	1.2	1.8	0.6	-1.8	-3.0	-0.4
2023												
Jan.....	0.6	0.6	0.7	0.2	0.0	0.4	-1.5	-4.0	0.6	0.5	0.8	0.2

¹ Some of the percent changes shown here and elsewhere in this release may differ from those previously reported because seasonal adjustment factors have been recalculated to reflect developments during 2022. In addition, indexes for September 2022 through December 2022 have been recalculated to incorporate late reports and corrections by respondents. All indexes are subject to monthly revisions up to 4 months after original publication.

Recalculation of Seasonal Adjustment Factors

Effective with this report, seasonal adjustment factors have been recalculated to reflect price-movement patterns during 2022 for the Final Demand-Intermediate Demand (FD-ID) system and commodity-grouping indexes. This routine annual recalculation may affect previously published seasonally adjusted indexes and percent changes for January 2018 through December 2022.

Revised seasonally adjusted data for this period, as well as seasonal adjustment factors for directly adjusted commodity indexes to be used through December 2023, were released February 14, 2023. To obtain this information, contact the Producer Price Index Section of Index Analysis

and Public Information at ppi-info@bls.gov or (202) 691-7705, or visit the Producer Price Index homepage at www.bls.gov/ppi.

Tables E and F below provide monthly seasonally adjusted percent changes for major FD-ID system indexes in 2022, based on former and recalculated seasonal factors. These percent changes include final price data through August 2022 and may differ from values shown in tables A through D of this report, which include final price data through September 2022 and revised interim data for October through December.

Table E. Over-the-month percent changes in major final demand indexes, seasonally adjusted, using former and recalculated seasonal factors for 2022

Month	Final demand		Final demand goods		Final demand services		Final demand less foods, energy, and trade services	
	Former	Recalculated	Former	Recalculated	Former	Recalculated	Former	Recalculated
January	1.2	1.1	1.6	1.4	0.9	0.8	0.8	0.8
February	1.1	.9	2.2	1.9	.5	.4	.2	.2
March	1.7	1.6	2.4	2.2	1.3	1.3	1.0	.9
April	.5	.6	1.3	1.4	.0	.1	.4	.5
May	.8	.8	1.5	1.4	.4	.4	.5	.5
June	.9	.9	2.2	2.1	.3	.3	.3	.3
July	-.4	-.3	-1.8	-1.6	.2	.3	.2	.2
August	-.1	.0	-1.0	-.8	.5	.5	.2	.2
September	.3	.3	.3	.5	.3	.2	.3	.3
October	.4	.3	.6	.4	.2	.2	.2	.2
November	.2	.3	.1	.4	.2	.3	.3	.3
December	-.5	-.4	-1.6	-1.4	.1	.1	.1	.1

Table F. Over-the-month percent changes in major intermediate demand indexes, seasonally adjusted, using former and recalculated seasonal factors for 2022

Month	Processed goods for intermediate demand		Unprocessed goods for intermediate demand		Services for intermediate demand	
	Former	Recalculated	Former	Recalculated	Former	Recalculated
January	2.2	2.0	3.1	2.5	0.8	0.7
February	1.5	1.4	9.8	9.6	.2	.3
March	2.3	2.1	2.9	2.4	1.3	1.2
April	2.0	2.0	5.5	5.8	.9	.8
May	2.3	2.2	5.4	5.4	.5	.6
June	2.0	1.9	4.8	4.8	-.3	-.3
July	-2.3	-2.1	-9.3	-8.8	.3	.3
August	-1.4	-1.2	4.6	4.8	.6	.6
September	-.1	-.1	-3.0	-3.1	.4	.4
October	-.1	-.2	-10.2	-9.8	.4	.4
November	-.8	-.5	-3.7	-3.7	.8	.8
December	-2.8	-2.7	3.4	3.3	.4	.4

PPI Weights Updated to Reflect 2017 Census Shipment Values

With the release of January 2023 Producer Price Index (PPI) data on February 16, 2023, the Bureau of Labor Statistics updated PPI value weights to more accurately reflect recent production and marketing patterns. The updated weights are constructed using 2017 value of shipments data from the Census of Manufactures, the Census of Mining, the Census of Services, and the Census of Agriculture. These data were collected in accordance with the North American Product Classification System (NAPCS). From January 2018 through December 2022, PPI weights were based on 2012 North American Industry Classification System (NAICS) shipment values.

All PPIs were affected by this weight update, including all industry net output indexes, as well as indexes for traditional commodity groupings. In addition, weights were updated from the 2012 to the 2017 Economic Census for all Final Demand-Intermediate Demand (FD-ID) indexes, special commodity-grouping indexes, and inputs to industry indexes. This weight revision did not result in changes to the reference base for indexes, the dates when PPIs are set to 100.

It is important to note that the basic structures of the PPI commodity and FD-ID classification systems did not change as a result of the weight revision. However, PPIs classified according to the NAICS were updated to reflect 2022 NAICS definitions established by the U.S. Census Bureau. The weight update also resulted in shifting relative importance values. These shifts impacted aggregate indexes in a manner commensurate with the relative gains and losses in value weights from 2012 to 2017.

In addition, PPI sample updates normally occurring with the release of October 2022 and February 2023 data were combined and released in conjunction with the release of January 2023 PPI data in February 2023.

Commodity and FD-ID relative importance figures for December 2022 were released on February 14, 2023, two business days prior to the release of January 2023 PPI data. This information is available on the PPI website at www.bls.gov/ppi/tables/. A concordance between Census product codes and PPI commodity codes is available upon request by contacting the PPI Section of Index Analysis and Public Information at ppi-info@bls.gov or (202) 691-7705.

Resampling of Industries – January 2023

Effective with this report, the Producer Price Index (PPI) includes data for 25 resampled industries classified according to the 2022 North American Industry Classification System (NAICS). The Bureau of Labor Statistics periodically updates the sample of producers providing data for the PPI to reflect current conditions more accurately when the structure, membership, technology, or product mix of an industry shifts.

The first results of this systematic process were published in July 1986. Subsequent efforts have been completed at regular intervals.

For information on index additions, deletions, and recodes effective January 2023, tables 15 through 20 of this report, or contact the PPI Section of Index Analysis and Public Information at ppi-info@bls.gov or (202) 691-7705.

NAICS

<i>Code</i>	<i>Industry</i>
212110	Coal mining
311520	Ice cream and frozen dessert manufacturing
311710	Seafood product preparation and packaging
311811	Retail bakeries
312130	Wineries
316110	Leather and hide tanning and finishing
322120	Paper mills
325220	Artificial fibers and filaments manufacturing
327215	Glass product manufacturing, made of purchased glass
327991	Cut stone and stone product manufacturing
331420	Copper rolling, drawing, extruding, and alloying
331492	Secondary smelting, refining, and alloying of nonferrous metal (except copper and aluminum)
332992	Small arms ammunition mfg.
333241	Food product machinery manufacturing

NAICS

<i>Code</i>	<i>Industry</i>
333612	Speed changer, drive, and gear manufacturing
334118	Computer terminal and other computer peripheral equipment manufacturing
334210	Telephone apparatus manufacturing
334514	Totalizing fluid meters and counting devices manufacturing
337122	Nonupholstered wood household furniture manufacturing
337920	Blind and shade manufacturing
339113	Surgical appliance and supplies manufacturing
339114	Dental equipment and supplies manufacturing
424500	Farm product raw material merchant wholesalers
424900	Miscellaneous nondurable goods merchant wholesalers
541610	Management consulting services

Chart 1. The Final Demand Index and its component indexes, January 2019 through January 2023, 12-month percentage changes

Percent change

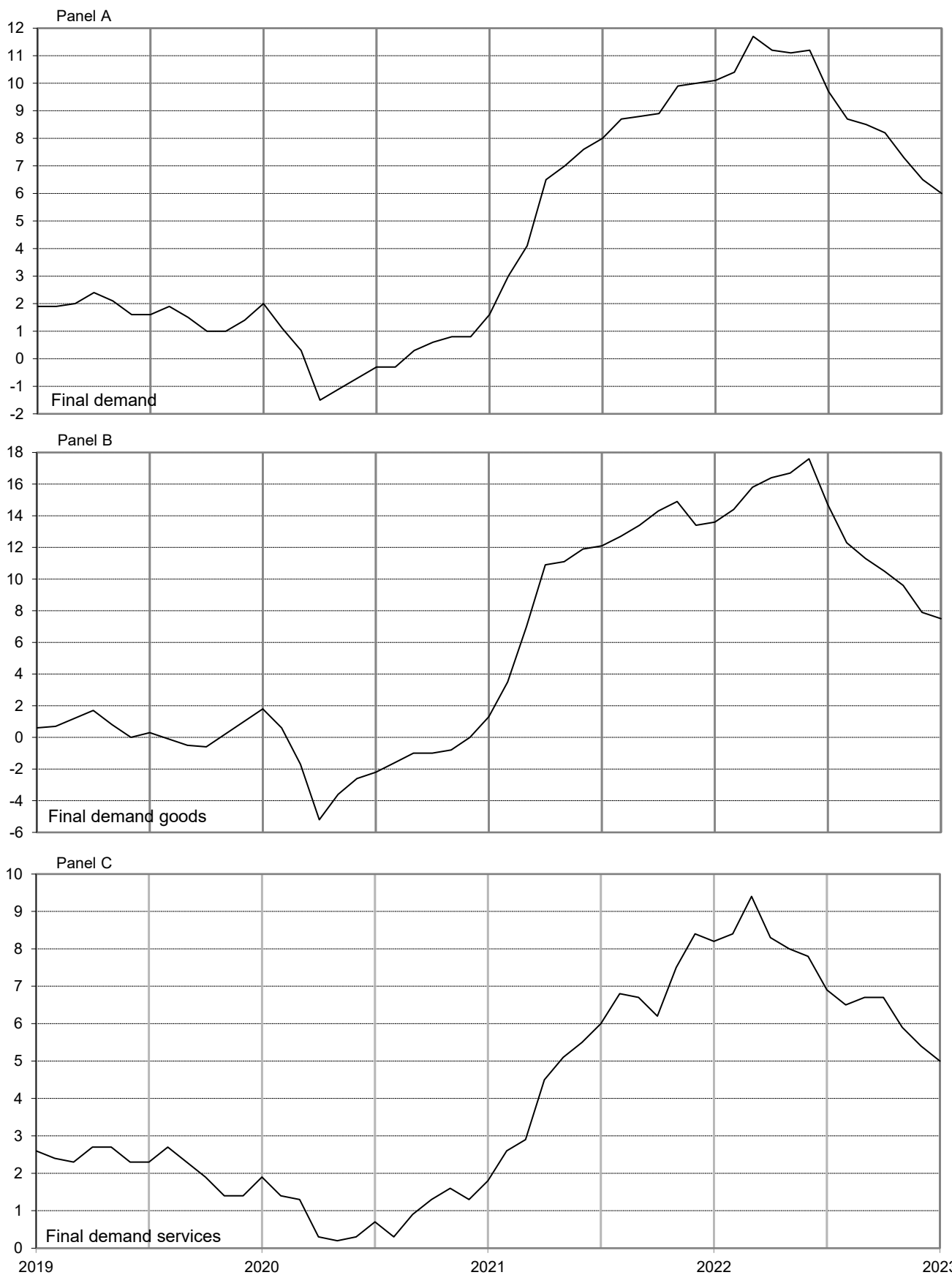


Chart 2. The Processed Goods for Intermediate Demand Index and its component indexes, January 2019 through January 2023, 12-month percentage changes

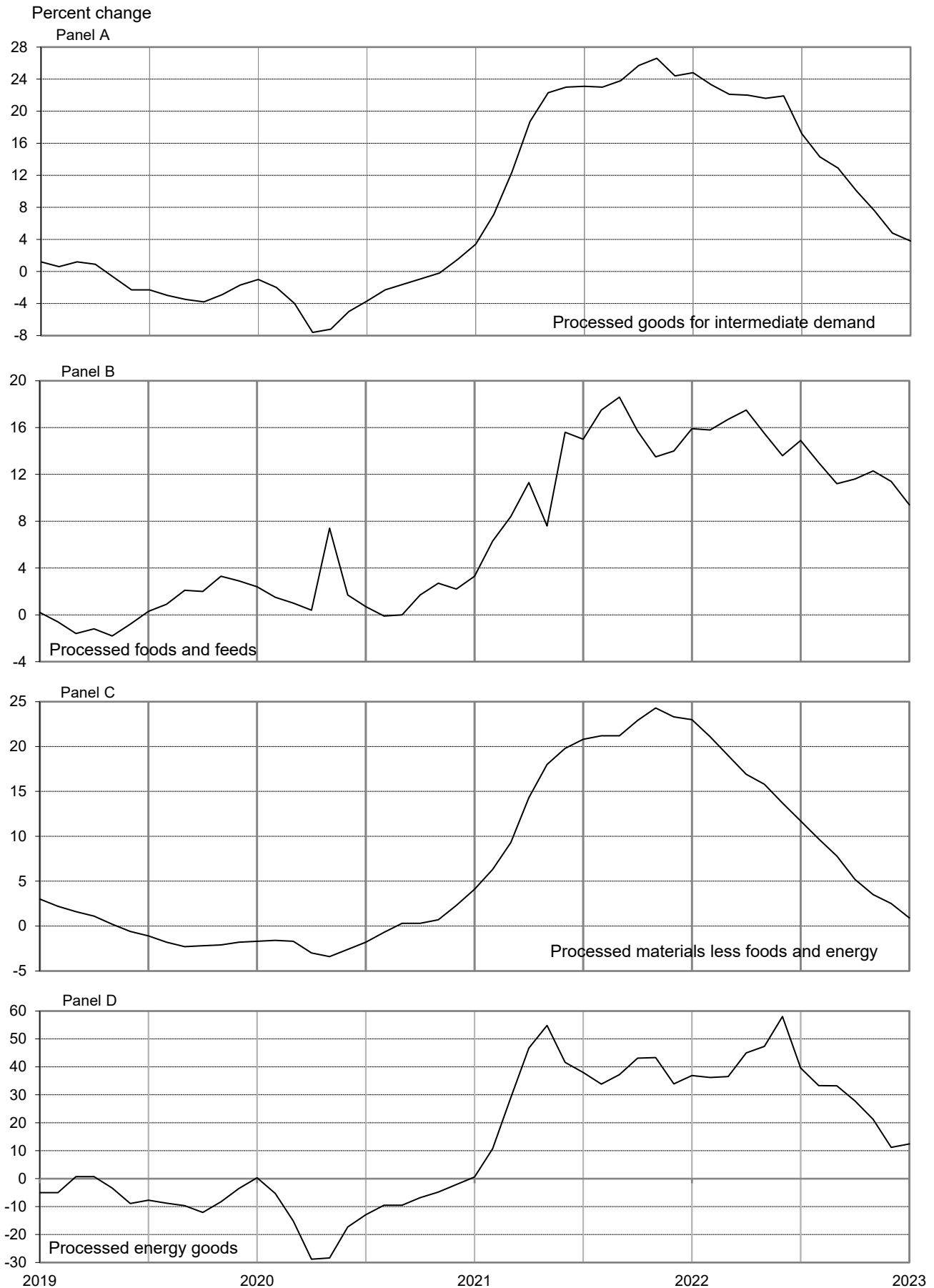


Chart 3. The Unprocessed Goods for Intermediate Demand Index and its component indexes, January 2019 through January 2023, 12-month percentage changes

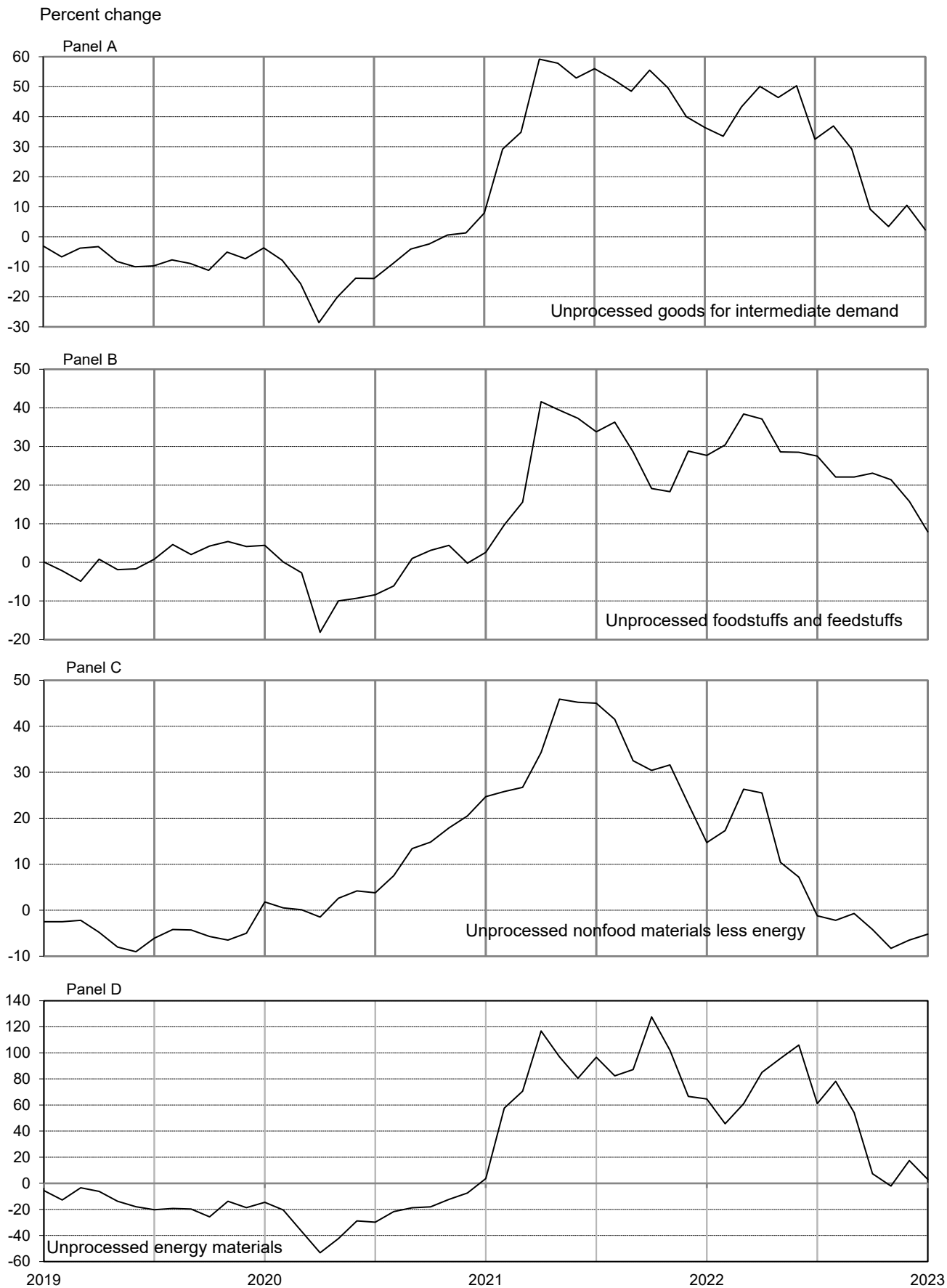
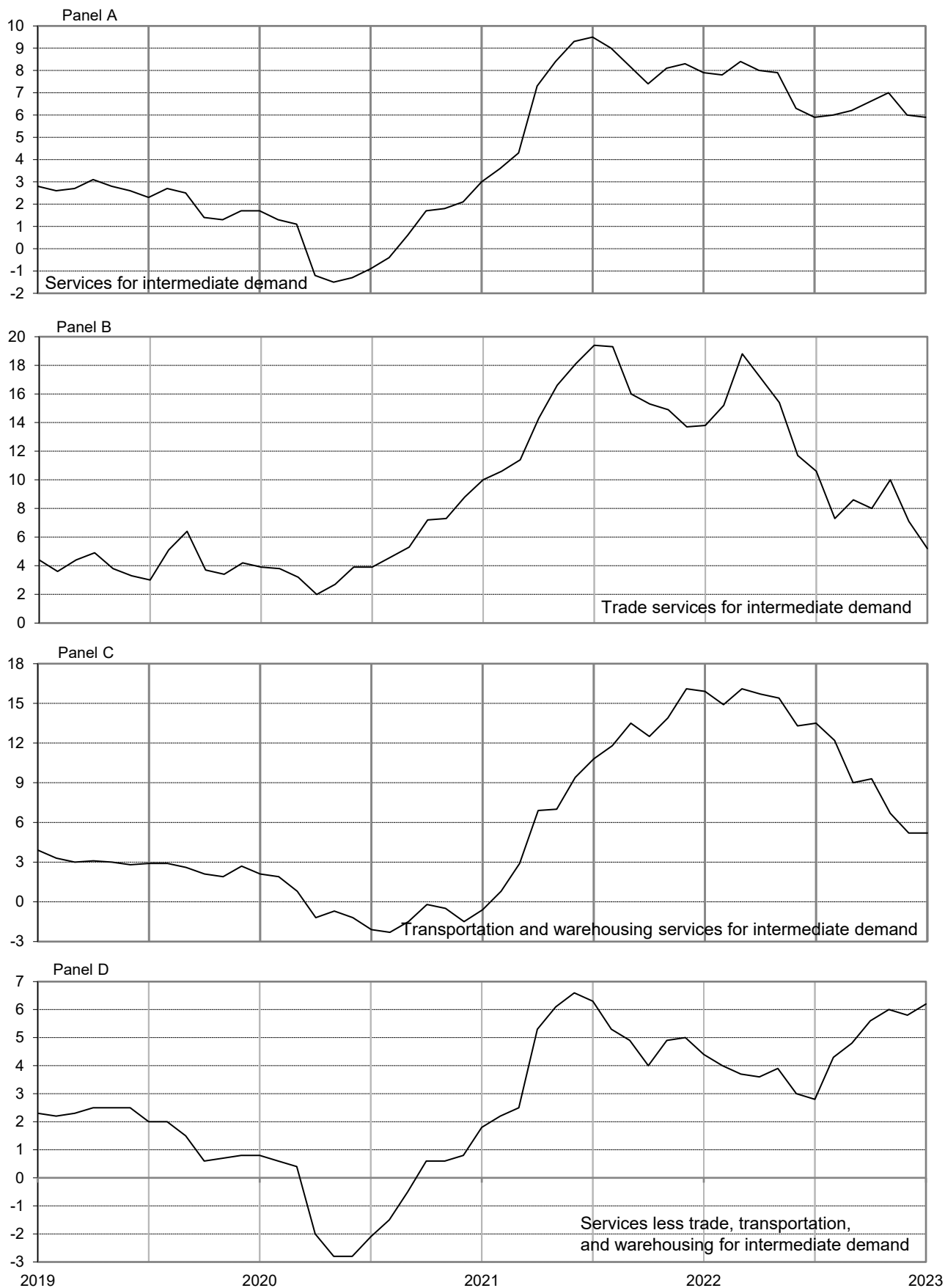


Chart 4. The Services for Intermediate Demand Index and its component indexes, January 2019 through January 2023, 12-month percentage changes

Percent change



Source: U.S. Bureau of Labor Statistics, Producer Price Index Program

Table 1. Producer price index percentage changes and weights for Final Demand-Intermediate Demand groupings, seasonally adjusted
[January 2023]

Grouping	Commodity code		Relative Importance Dec. 2022 ¹	Unadjusted 12-month percent change ² Jan. 2022 to Jan. 2023 ^P	Seasonally adjusted 1-month percent change ²				
	Group code	Item code			Aug. to Sept.	Sept. to Oct. ^P	Oct. to Nov. ^P	Nov. to Dec. ^P	Dec. to Jan. ^P
Final Demand									
Final demand.....	FD	4	100.000	6.0	0.3	0.3	0.3	-0.2	0.7
Final demand goods.....	FD	41	30.721	7.5	0.5	0.4	0.3	-1.4	1.2
Final demand foods.....	FD	411	5.953	11.6	1.5	0.8	3.3	-0.9	-1.0
Finished consumer foods ³	FD	4111	4.521	12.6	1.4	1.3	3.8	-0.8	-1.0
Finished consumer foods, crude.....	FD	41113	0.606	44.0	11.1	15.9	21.8	-0.9	-16.6
Finished consumer foods, processed.....	FD	41112	3.915	8.9	0.3	-0.5	1.2	-0.8	1.4
Government purchased foods.....	FD	4112	0.408	7.9	0.2	0.0	1.2	-0.3	0.2
Foods for export.....	FD	4113	1.024	8.4	2.4	-1.5	2.2	-1.4	-1.9
Final demand energy.....	FD	412	5.845	10.4	1.0	1.5	-2.2	-6.7	5.0
Finished consumer energy goods ³	FD	4121	4.458	8.3	0.7	1.7	-2.3	-4.8	5.0
Government purchased energy.....	FD	4122	0.933	20.0	3.1	2.2	-2.0	-13.2	7.0
Energy for export.....	FD	4123	0.454	16.5	0.8	-1.1	-1.4	-12.8	1.8
Final demand goods less foods and energy.....	FD	413	18.922	5.6	0.0	0.0	0.3	0.1	0.6
Finished goods less foods and energy ³	FD	4131	10.796	7.4	0.3	0.3	0.5	0.2	0.7
Finished consumer goods less foods and energy.....	FD	41311	5.749	6.9	0.3	0.2	0.6	0.1	0.7
Nondurable consumer goods less foods and energy.....	FD	413111	3.454	7.5	0.3	0.2	0.7	0.1	0.9
Durable consumer goods.....	FD	413112	2.295	6.0	0.2	0.0	0.4	0.3	0.5
Private capital equipment.....	FD	41312	5.047	7.9	0.4	0.4	0.4	0.3	0.8
Private capital equipment for manufacturing industries.....	FD	413121	1.225	9.5	0.4	0.3	0.5	0.3	0.8
Private capital equipment for nonmanufacturing industries.....	FD	413122	3.822	7.5	0.4	0.4	0.3	0.3	0.7
Government purchased goods, excluding foods and energy.....	FD	4132	1.972	5.7	-0.1	-0.1	0.1	0.2	0.2
Government purchased goods excluding foods, energy, and capital equipment.....	FD	41321	1.163	6.9	-0.2	-0.2	0.0	0.2	0.3
Government purchased capital equipment.....	FD	41322	0.809	4.0	0.0	0.1	0.2	0.2	0.2
Goods for export, excluding foods and energy.....	FD	4133	6.154	2.4	-0.5	-0.5	0.0	-0.1	0.4
Final demand services.....	FD	42	66.603	5.0	0.2	0.2	0.3	0.4	0.4
Final demand trade services ⁴	FD	423	19.642	8.2	-0.3	0.1	0.2	0.8	0.2
Trade of finished goods ³	FD	4231	16.988	8.1	-0.4	0.2	0.0	0.9	0.2
Trade of personal consumption goods.....	FD	42311	13.855	8.1	-0.6	0.5	-0.2	0.7	0.3
Trade of private capital equipment.....	FD	42312	3.133	8.2	0.4	-0.9	1.2	1.9	-0.2
Trade of government purchased goods.....	FD	4232	0.746	9.9	0.8	-0.3	1.5	0.6	-0.4
Trade of government purchased goods, excluding capital equipment.....	FD	42321	0.463	8.8	0.7	-0.2	1.3	-1.3	-0.2
Trade of government purchased capital equipment.....	FD	42322	0.283	11.8	0.9	-0.6	1.8	3.7	-0.8
Trade of exports.....	FD	4233	1.908	8.1	0.6	-0.3	1.5	0.0	0.0
Final demand transportation and warehousing services.....	FD	422	5.218	11.3	-0.2	0.0	-0.5	0.0	0.2
Transportation of passengers for final demand.....	FD	4221	1.282	28.0	-0.6	1.9	-3.6	3.3	2.9
Transportation of private passengers.....	FD	42211	0.865	27.9	-0.6	1.9	-3.6	3.3	2.9
Transportation of government passengers.....	FD	42212	0.103	27.6	-0.6	1.9	-3.5	3.3	2.9
Transportation of passengers for export.....	FD	42213	0.314	28.3	-0.6	1.9	-3.6	3.4	2.9
Transportation and warehousing of goods for final demand.....	FD	4222	3.936	6.2	0.0	-0.7	0.7	-1.2	-0.6
Transportation and warehousing of finished goods ³	FD	42221	2.565	5.9	-0.1	-0.7	0.7	-1.3	-0.7
Transportation and warehousing of personal consumption goods.....	FD	422211	2.062	6.0	-0.1	-0.7	0.7	-1.2	-0.7
Transportation and warehousing of private capital equipment.....	FD	422212	0.503	5.7	-0.2	-0.9	0.7	-1.3	-1.0
Transportation and warehousing of government purchased goods.....	FD	42222	0.233	6.8	0.4	-0.6	0.5	-0.7	-0.2
Transportation and warehousing of exports.....	FD	42223	1.138	6.5	0.0	-0.6	0.7	-1.2	-0.5
Final demand services less trade, transportation, and warehousing.....	FD	421	41.742	2.7	0.5	0.2	0.5	0.3	0.6
Finished services less trade, transportation, and warehousing ³	FD	4211	36.483	2.6	0.5	0.2	0.4	0.3	0.5
Finished consumer services less trade, transportation, and warehousing.....	FD	42111	32.129	2.5	0.4	0.3	0.5	0.3	0.6
Private capital investment services less trade, transportation, and warehousing.....	FD	42112	4.354	3.9	0.9	-0.1	-0.1	0.4	0.0
Government purchased services less trade, transportation, and warehousing.....	FD	4212	2.674	1.8	0.4	0.1	0.3	0.2	0.6
Gov. purchased services less trade, transportation, and warehousing, excl. capital investment.....	FD	42121	2.515	1.9	0.4	0.1	0.4	0.2	0.6
Government purchased capital investment services less trade, transportation, and warehousing.....	FD	42122	0.159	0.2	0.6	-0.5	-1.0	0.8	0.8
Services for export less trade, transportation, and warehousing.....	FD	4213	2.585	4.0	0.8	0.3	1.4	0.5	1.3
Final demand construction.....	FD	43	2.676	16.6	0.2	2.6	0.1	0.0	1.6
Construction for private capital investment.....	FD	431	1.861	17.5	0.2	2.7	0.1	0.1	1.7
Construction for government.....	FD	432	0.815	14.8	0.3	2.6	0.0	0.0	1.6
Special Groupings of Final Demand									
Final demand less exports.....	FD	49101	86.423	6.2	0.3	0.4	0.3	-0.2	0.7
Final demand less government.....	FD	49102	92.116	5.9	0.3	0.3	0.4	-0.1	0.6

See footnotes at end of table.

Table 1. Producer price index percentage changes and weights for Final Demand-Intermediate Demand groupings, seasonally adjusted — Continued
[January 2023]

Grouping	Commodity code		Relative Importance Dec. 2022 ¹	Unadjusted 12-month percent change ² Jan. 2022 to Jan. 2023 ^P	Seasonally adjusted 1-month percent change ²				
	Group code	Item code			Aug. to Sept.	Sept. to Oct. ^P	Oct. to Nov. ^P	Nov. to Dec. ^P	Dec. to Jan. ^P
Final demand less foods, food and nonalcoholic beverages for immediate consumption, and energy ⁵	FD	49103	87.788	5.5	0.1	0.2	0.3	0.3	0.5
Final demand less foods and energy ⁵	FD	49104	88.202	5.4	0.1	0.2	0.3	0.3	0.5
Final demand less foods and food and nonalcoholic beverages for immediate consumption ⁵	FD	49105	93.633	5.8	0.2	0.3	0.1	-0.2	0.8
Final demand less foods ⁵	FD	49106	94.047	5.7	0.2	0.3	0.1	-0.2	0.8
Final demand less energy.....	FD	49107	94.155	5.8	0.2	0.2	0.5	0.3	0.4
Final demand less trade services.....	FD	49108	80.358	5.5	0.4	0.4	0.4	-0.5	0.8
Final demand less distributive services ⁶	FD	49109	76.422	5.4	0.5	0.4	0.3	-0.5	0.8
Final demand goods less energy.....	FD	49111	24.875	6.8	0.3	0.1	1.0	-0.1	0.2
Final demand goods less foods.....	FD	49112	24.767	6.7	0.3	0.4	-0.3	-1.6	1.7
Final demand services less trade services.....	FD	49113	46.960	3.5	0.4	0.2	0.4	0.2	0.5
Final demand distributive services ⁶	FD	49114	23.578	7.9	-0.2	0.0	0.3	0.5	0.0
Final demand goods plus final demand distributive services ⁶	FD	49115	54.298	7.7	0.2	0.3	0.3	-0.6	0.7
Final demand less foods, energy, and trade services ⁵	FD	49116	68.560	4.5	0.3	0.2	0.4	0.2	0.6
Private and government purchased capital equipment.....	FD	49117	5.856	7.4	0.3	0.3	0.4	0.3	0.7
Private and government purchased capital investment services.....	FD	49118	8.432	6.1	0.6	-0.5	0.6	1.1	-0.2
Total private and government purchased capital investment.....	FD	49119	14.288	7.8	0.5	0.2	0.4	0.6	0.4
Total finished ³	FD	49201	78.537	6.0	0.3	0.4	0.3	0.0	0.6
Total finished less foods, food and nonalcoholic beverages for immediate consumption, and energy ^{3, 5}	FD	49202	69.149	5.5	0.2	0.3	0.3	0.4	0.5
Total finished less foods and energy ^{3, 5}	FD	49203	69.558	5.5	0.2	0.3	0.3	0.4	0.5
Total finished less foods and food and nonalcoholic beverages for immediate consumption ^{3, 5}	FD	49204	73.607	5.7	0.2	0.4	0.1	0.0	0.7
Total finished less foods ^{3, 5}	FD	49205	74.016	5.6	0.2	0.4	0.1	0.0	0.7
Total finished less energy ³	FD	49206	74.079	5.9	0.2	0.3	0.5	0.3	0.4
Finished goods ³	FD	49207	19.775	8.7	0.6	0.8	0.5	-1.2	1.4
Finished goods less energy ³	FD	49208	15.317	8.8	0.6	0.5	1.4	-0.1	0.2
Finished goods, excluding foods ^{3, 5}	FD	49209	15.254	7.7	0.4	0.7	-0.4	-1.3	2.1
Finished services ³	FD	49210	56.901	4.8	0.1	0.2	0.3	0.5	0.4
Private capital investment services.....	FD	49211	7.990	6.0	0.6	-0.5	0.5	1.0	-0.2
Finished distributive services ^{3, 6}	FD	49212	19.553	7.9	-0.4	0.1	0.1	0.6	0.1
Finished services less trade services ³	FD	49213	39.913	3.3	0.4	0.2	0.4	0.2	0.5
Finished services less distributive services ^{3, 6}	FD	49214	37.348	3.1	0.5	0.3	0.3	0.3	0.6
Total private capital investment (goods, services, and construction).....	FD	49215	14.898	7.7	0.5	0.1	0.4	0.6	0.4
Finished goods plus finished distributive services ^{3, 6}	FD	49216	39.328	8.3	0.1	0.5	0.3	-0.3	0.7
Total exports.....	FD	49301	13.577	5.1	0.2	-0.4	0.6	-0.5	0.4
Goods for export.....	FD	49302	7.632	3.7	-0.1	-0.7	0.2	-1.0	0.2
Services for export.....	FD	49303	5.945	7.0	0.5	0.0	1.1	0.2	0.6
Total government purchases.....	FD	49401	7.884	7.6	0.6	0.5	0.0	-1.7	1.3
Government purchased goods.....	FD	49402	3.313	9.7	0.8	0.6	-0.4	-3.7	2.2
Government purchased services.....	FD	49403	3.756	4.5	0.5	0.0	0.5	0.3	0.4
Total government purchased capital investment (goods, services, construction).....	FD	49404	2.066	8.5	0.2	0.8	0.3	0.7	0.6
Government purchases, defense.....	FD	49405	2.342	6.9	0.5	0.3	0.0	-2.0	1.4
Government purchases, non-defense.....	FD	49406	5.542	7.9	0.7	0.6	0.0	-1.6	1.2
Personal consumption.....	FD	49501	63.639	5.7	0.2	0.5	0.3	-0.2	0.7
Personal consumption goods (finished consumer goods).....	FD	49502	14.728	9.0	0.7	1.0	0.5	-1.7	1.6
Personal consumption goods less energy.....	FD	49503	10.270	9.2	0.7	0.6	1.9	-0.3	0.0
Personal consumption goods less foods.....	FD	49504	10.207	7.6	0.4	0.9	-0.7	-2.1	2.7
Personal consumption nondurable goods less foods.....	FD	49508	7.912	8.1	0.5	1.1	-1.0	-2.7	3.4
Personal consumption services.....	FD	49505	48.911	4.6	0.1	0.3	0.2	0.4	0.5
Personal consumption less trade services.....	FD	49506	49.784	5.0	0.5	0.5	0.5	-0.4	0.8
Personal consumption less distributive services ⁶	FD	49507	47.722	4.9	0.5	0.5	0.4	-0.4	0.9
Personal consumption less foods and energy.....	FD	49510	54.660	4.9	0.1	0.3	0.3	0.3	0.5
Personal consumption less foods, energy, and trade services ⁴	FD	49511	40.805	3.8	0.4	0.2	0.4	0.2	0.6
Personal consumption less foods, energy, and distributive services ⁶	FD	49512	38.743	3.7	0.4	0.3	0.4	0.3	0.7
Personal consumption goods plus personal consumption distributive services ⁶	FD	49509	30.645	8.4	0.1	0.7	0.2	-0.6	0.8
Intermediate Demand by Commodity Type									
Processed goods									
Processed goods for intermediate demand.....	ID6	1	100.000	3.8	-0.1	-0.3	-0.5	-2.6	1.0
Materials and components for manufacturing.....	ID6	11	42.988	-1.7	-1.2	-1.1	-0.2	-0.6	-0.3
Materials for manufacturing.....	ID6	111	27.087	-5.5	-2.0	-1.8	-0.4	-0.9	-0.8
Materials for food manufacturing.....	ID6	1111	4.441	9.3	-0.5	0.3	0.9	-0.7	0.2
Materials for nondurable manufacturing.....	ID6	1112	12.298	-0.6	-1.1	-1.5	-0.6	-0.6	-1.1
Materials for durable manufacturing.....	ID6	1113	10.348	-14.9	-3.4	-3.0	-0.7	-1.4	-0.7
Components for manufacturing.....	ID6	112	15.901	5.7	0.3	0.1	0.2	0.1	0.5

See footnotes at end of table.

Table 1. Producer price index percentage changes and weights for Final Demand-Intermediate Demand groupings, seasonally adjusted — Continued
[January 2023]

Grouping	Commodity code		Relative Importance Dec. 2022 ¹	Unadjusted 12-month percent change ² Jan. 2022 to Jan. 2023 ^P	Seasonally adjusted 1-month percent change ²				
	Group code	Item code			Aug. to Sept.	Sept. to Oct. ^P	Oct. to Nov. ^P	Nov. to Dec. ^P	Dec. to Jan. ^P
Components for nondurable manufacturing.....	ID6	1121	0.796	5.7	-0.3	-0.2	0.2	-0.1	0.0
Components for durable manufacturing.....	ID6	1122	15.105	5.6	0.3	0.1	0.2	0.1	0.5
Materials and components for construction.....	ID6	12	10.365	4.4	-0.3	-0.1	-0.2	-0.3	-0.2
Materials for construction.....	ID6	121	4.589	1.2	-0.5	-0.3	-0.1	-0.7	-0.4
Components for construction.....	ID6	122	5.776	6.9	-0.1	0.0	-0.3	-0.1	0.0
Processed fuels and lubricants for intermediate demand.....	ID6	13	19.623	12.4	2.0	1.5	-1.8	-10.3	5.4
Processed fuels and lubricants to manufacturing industries.....	ID6	131	4.883	15.2	0.7	1.3	-1.7	-6.9	4.5
Processed fuels and lubricants to nonmanufacturing industries.....	ID6	132	14.740	11.4	2.5	1.6	-1.8	-11.4	5.8
Containers for intermediate demand.....	ID6	14	3.112	9.1	0.3	0.0	0.2	0.0	-0.3
Supplies for intermediate demand.....	ID6	15	23.911	6.6	-0.1	-0.4	0.2	0.0	0.3
Supplies to manufacturing industries.....	ID6	151	3.184	4.8	0.3	-0.5	-0.2	0.1	-0.2
Supplies to nonmanufacturing industries.....	ID6	152	20.727	6.9	-0.1	-0.3	0.3	0.0	0.4
Supplies to nonmanufacturing industries, feeds.....	ID6	1521	2.361	10.9	0.9	-1.3	0.2	-0.5	-0.3
Supplies to nonmanufacturing industries, other than feeds.....	ID6	1522	18.366	6.5	-0.2	-0.2	0.3	0.0	0.5
Unprocessed goods									
Unprocessed goods for intermediate demand.....	ID6	2	100.000	2.3	-3.1	-9.7	-3.1	1.5	-5.0
Unprocessed foodstuffs and feedstuffs.....	ID6	21	35.620	7.9	1.3	-0.7	0.0	-0.2	-4.7
Unprocessed nonfood materials.....	ID6	22	64.381	-0.4	-4.9	-13.7	-4.7	2.5	-5.2
Unprocessed nonfood materials except fuel.....	ID6	221	45.037	-7.5	-3.4	-1.0	-1.7	-7.7	-0.6
Unprocessed nonfood materials except fuel to manufacturing industries.....	ID6	2211	43.152	-8.3	-3.6	-1.1	-1.8	-8.1	-0.7
Unprocessed nonfood materials except fuel to nonmanufacturing industries.....	ID6	2212	1.885	11.3	0.9	0.3	0.2	0.8	1.6
Unprocessed fuel.....	ID6	222	19.344	10.2	-6.9	-30.6	-10.5	23.7	-16.2
Unprocessed fuel to manufacturing industries.....	ID6	2221	1.007	19.4	-2.1	-11.7	-4.4	0.6	-4.8
Unprocessed fuel to nonmanufacturing industries.....	ID6	2222	18.337	9.7	-7.1	-31.6	-10.9	25.5	-16.8
Services									
Services for intermediate demand.....	ID6	3	100.000	5.9	0.5	0.4	0.9	0.0	0.5
Trade services for intermediate demand ⁴	ID6	33	18.467	5.2	0.1	0.0	1.2	-1.3	-0.6
Trade services for manufacturing industries.....	ID6	331	9.100	4.9	0.3	-0.1	1.2	-1.5	0.1
Trade services for nonmanufacturing industries.....	ID6	332	9.367	5.5	-0.2	0.0	1.2	-1.1	-1.3
Transportation and warehousing services for intermediate demand.....	ID6	32	14.424	5.2	-0.4	0.7	-1.3	0.2	0.4
Transportation of passengers for intermediate demand.....	ID6	321	1.070	27.6	-0.6	1.9	-3.5	3.3	2.9
Transportation of passengers for manufacturing industries.....	ID6	3211	0.127	28.3	-0.6	1.9	-3.6	3.4	2.9
Transportation of passengers for nonmanufacturing industries.....	ID6	3212	0.943	27.5	-0.6	1.9	-3.5	3.3	2.9
Transportation and warehousing of goods for intermediate demand.....	ID6	322	13.354	3.6	-0.4	0.5	-1.1	-0.1	0.2
Transportation and warehousing of goods for manufacturing industries.....	ID6	3221	2.932	7.4	0.4	-0.6	0.5	-0.9	-0.4
Transportation and warehousing of goods for nonmanufacturing industries.....	ID6	3222	10.422	2.6	-0.6	0.8	-1.5	0.1	0.3
Services less trade, transportation, and warehousing for intermediate demand.....	ID6	31	67.109	6.2	0.8	0.5	1.2	0.4	0.8
Services less trade, transportation, and warehousing for manufacturing industries.....	ID6	311	2.057	5.5	0.2	0.4	0.2	0.1	1.0
Services less trade, transportation, and warehousing for nonmanufacturing industries.....	ID6	312	65.052	6.2	0.8	0.5	1.2	0.4	0.8
Construction									
Construction for intermediate demand.....	ID6	4	100.000	6.3	0.3	0.6	0.1	0.1	0.8
Special Groupings of Intermediate Demand by Commodity Type									
Processed materials less foods and feeds.....	ID6	9111	90.955	3.3	-0.1	-0.3	-0.6	-2.7	1.1
Processed foods and feeds.....	ID6	9112	9.045	9.4	-0.1	-0.2	0.8	-0.6	0.3
Processed energy goods.....	ID6	9113	19.623	12.4	2.0	1.5	-1.8	-10.3	5.4
Processed materials less energy.....	ID6	9118	80.377	1.8	-0.7	-0.8	-0.1	-0.4	-0.1
Processed materials less foods and energy.....	ID6	9115	71.332	0.9	-0.8	-0.8	-0.2	-0.3	-0.2
Intermediate distributive services ⁷	ID6	9116	31.821	4.7	-0.1	0.2	0.4	-0.9	-0.3
Processed goods plus intermediate distributive services.....	ID6	9117	-	4.0	-0.1	-0.1	-0.2	-2.1	0.6
Unprocessed materials less agricultural products.....	ID6	9211	58.886	-0.6	-5.7	-14.7	-5.1	3.8	-6.1
Unprocessed energy materials ⁸	ID6	9212	44.011	3.0	-6.6	-18.1	-6.6	5.4	-8.5
Unprocessed materials less energy.....	ID6	9213	55.989	2.6	0.6	-1.9	-0.3	-0.7	-2.8
Unprocessed nonfood materials less energy ⁹	ID6	9216	20.369	-5.2	-0.6	-4.2	-0.8	-1.7	0.9
Intermediate Demand by Production Flow									
Stage 4 Intermediate Demand									
Stage 4 intermediate demand.....	ID5	4	100.000	5.1	0.4	0.1	0.5	-0.4	0.6
Inputs to stage 4 goods producers.....	ID5	41	30.323	4.1	0.2	-0.2	0.3	-0.5	0.0
Goods.....	ID5	411	22.393	4.0	0.1	-0.3	0.0	-0.3	0.0

See footnotes at end of table.

Table 1. Producer price index percentage changes and weights for Final Demand-Intermediate Demand groupings, seasonally adjusted — Continued
[January 2023]

Grouping	Commodity code		Relative Importance Dec. 2022 ¹	Unadjusted 12-month percent change ² Jan. 2022 to Jan. 2023 ^P	Seasonally adjusted 1-month percent change ²				
	Group code	Item code			Aug. to Sept.	Sept. to Oct. ^P	Oct. to Nov. ^P	Nov. to Dec. ^P	Dec. to Jan. ^P
Foods.....	ID5	4111	3.288	9.9	1.8	-0.2	0.3	-1.8	0.3
Energy.....	ID5	4112	0.202	14.8	-1.7	6.8	2.6	-0.5	-3.9
Goods excluding foods and energy.....	ID5	4113	18.903	2.9	-0.2	-0.4	-0.1	-0.1	0.0
Services.....	ID5	412	7.930	4.4	0.6	0.0	1.1	-1.1	0.1
Trade services.....	ID5	4123	5.937	4.1	0.8	0.0	1.4	-1.4	-0.2
Transportation and warehousing services.....	ID5	4122	0.515	8.5	-0.2	-0.4	-0.2	0.0	0.3
Transportation of passengers.....	ID5	41221	0.078	28.3	-0.6	1.9	-3.6	3.4	2.9
Transportation and warehousing of goods.....	ID5	41222	0.437	5.5	-0.1	-0.8	0.4	-0.6	-0.2
Services less trade, transportation, and warehousing.....	ID5	4121	1.478	4.7	0.2	0.3	0.2	0.1	0.8
Inputs to stage 4 services producers.....	ID5	42	54.857	6.0	0.7	0.2	0.7	0.0	1.1
Goods.....	ID5	421	13.958	7.6	0.3	0.0	-0.2	-0.9	1.6
Foods.....	ID5	4211	2.359	4.0	-0.9	-1.1	1.0	-1.2	0.2
Energy.....	ID5	4212	4.105	12.5	1.3	0.5	-1.5	-2.3	4.3
Goods excluding foods and energy.....	ID5	4213	7.494	6.0	0.1	0.1	0.2	0.0	0.4
Services.....	ID5	422	40.847	5.4	0.8	0.3	1.1	0.4	0.9
Trade services.....	ID5	4223	4.133	8.2	0.8	0.0	1.2	-1.2	0.1
Transportation and warehousing services.....	ID5	4222	3.688	8.5	0.8	0.7	-1.1	1.4	1.5
Transportation of passengers.....	ID5	42221	0.491	28.1	-0.6	1.9	-3.6	3.3	2.9
Transportation and warehousing of goods.....	ID5	42222	3.197	5.9	1.0	0.5	-0.7	1.1	1.2
Services less trade, transportation, and warehousing.....	ID5	4221	33.026	4.7	0.8	0.3	1.3	0.5	0.9
Construction.....	ID5	423	0.052	6.3	0.3	0.6	0.1	0.1	0.8
Inputs to stage 4 construction producers.....	ID5	43	14.819	4.0	-0.1	0.2	-0.1	-1.6	0.3
Goods.....	ID5	431	10.791	4.6	-0.1	0.3	-0.4	-1.7	0.6
Energy.....	ID5	4312	0.840	5.4	1.1	3.9	-3.4	-14.5	6.7
Goods excluding foods and energy.....	ID5	4313	9.951	4.5	-0.3	-0.1	-0.1	-0.3	0.0
Services.....	ID5	432	4.028	2.4	-0.1	0.0	0.5	-1.4	-0.4
Trade services.....	ID5	4323	1.737	0.1	-0.4	0.1	0.7	-2.5	-0.6
Transportation and warehousing services.....	ID5	4322	0.722	5.7	-0.2	-0.8	0.6	-1.1	-0.8
Transportation of passengers.....	ID5	43221	0.015	28.2	-0.6	1.9	-3.6	3.4	2.9
Transportation and warehousing of goods.....	ID5	43222	0.707	5.2	-0.2	-0.9	0.7	-1.2	-0.9
Services less trade, transportation, and warehousing.....	ID5	4321	1.569	4.2	0.2	0.2	0.3	0.0	0.0
Stage 3 Intermediate Demand									
Stage 3 intermediate demand.....	ID5	3	100.000	3.8	0.0	-0.1	-0.4	-2.0	0.2
Inputs to stage 3 goods producers.....	ID5	31	45.396	0.2	-0.7	-1.2	-0.7	-1.3	-1.2
Goods.....	ID5	311	35.711	-1.1	-0.9	-1.5	-1.0	-1.4	-1.5
Foods.....	ID5	3111	11.819	7.6	0.7	-1.0	-0.7	-0.5	-4.0
Energy.....	ID5	3112	1.238	8.1	-1.1	2.5	-2.0	-16.9	4.3
Goods excluding foods and energy.....	ID5	3113	22.654	-5.3	-1.6	-2.0	-1.0	-0.6	-0.5
Services.....	ID5	312	9.685	5.5	0.0	-0.1	0.5	-1.1	0.0
Trade services.....	ID5	3123	5.316	4.3	-0.1	-0.1	0.7	-1.5	0.0
Transportation and warehousing services.....	ID5	3122	3.003	7.9	0.0	-0.5	0.4	-0.7	-0.5
Transportation of passengers.....	ID5	31221	0.144	28.3	-0.6	1.9	-3.6	3.4	2.9
Transportation and warehousing of goods.....	ID5	31222	2.859	7.0	0.0	-0.7	0.7	-1.0	-0.6
Services less trade, transportation, and warehousing.....	ID5	3121	1.366	6.3	0.2	0.5	0.2	-0.1	0.9
Inputs to stage 3 services producers.....	ID5	32	53.446	7.4	0.7	1.0	-0.1	-2.7	1.4
Goods.....	ID5	321	10.524	15.3	2.5	2.1	-1.3	-12.0	5.2
Foods.....	ID5	3211	0.090	12.1	1.4	-1.2	0.9	-0.4	2.7
Energy.....	ID5	3212	6.519	20.7	3.8	3.2	-2.2	-18.0	8.2
Goods excluding foods and energy.....	ID5	3213	3.915	6.8	-0.1	0.0	0.3	0.1	0.3
Services.....	ID5	322	42.349	5.3	0.2	0.6	0.3	0.4	0.5
Trade services.....	ID5	3223	2.635	12.2	0.8	-0.5	1.2	-0.6	-0.4
Transportation and warehousing services.....	ID5	3222	10.001	0.6	-1.4	1.4	-2.2	0.3	0.4
Transportation of passengers.....	ID5	32221	0.021	3.0	-0.1	-0.1	-0.1	0.2	0.0
Transportation and warehousing of goods.....	ID5	32222	9.980	0.6	-1.4	1.4	-2.2	0.3	0.4
Services less trade, transportation, and warehousing.....	ID5	3221	29.713	6.2	0.6	0.5	1.1	0.5	0.6
Construction.....	ID5	323	0.573	6.3	0.3	0.6	0.1	0.1	0.8
Inputs to stage 3 construction producers.....	ID5	33	1.157	-2.3	-0.8	0.4	0.1	-2.6	-1.1
Goods.....	ID5	331	0.569	0.2	-0.6	-0.5	-0.7	-0.7	-0.3
Goods excluding foods and energy.....	ID5	3313	0.569	0.2	-0.6	-0.5	-0.7	-0.7	-0.3
Services.....	ID5	332	0.588	-4.2	-0.9	1.0	0.6	-4.0	-1.7
Trade services.....	ID5	3323	0.543	-4.9	-0.9	1.1	0.7	-4.2	-1.8
Transportation and warehousing services.....	ID5	3322	0.016	10.6	0.3	-0.5	0.2	-0.1	0.7
Transportation and warehousing of goods.....	ID5	33222	0.016	10.6	0.3	-0.5	0.2	-0.1	0.7
Services less trade, transportation, and warehousing.....	ID5	3321	0.029	7.9	0.1	0.6	0.1	-0.3	1.1
Stage 2 Intermediate Demand									

See footnotes at end of table.

Table 1. Producer price index percentage changes and weights for Final Demand-Intermediate Demand groupings, seasonally adjusted — Continued
[January 2023]

Grouping	Commodity code		Relative Importance Dec. 2022 ¹	Unadjusted 12-month percent change ² Jan. 2022 to Jan. 2023 ^P	Seasonally adjusted 1-month percent change ²				
	Group code	Item code			Aug. to Sept.	Sept. to Oct. ^P	Oct. to Nov. ^P	Nov. to Dec. ^P	Dec. to Jan. ^P
Stage 2 intermediate demand.....	ID5	2	100.000	5.0	-1.9	-4.7	-1.0	1.2	-1.5
Inputs to stage 2 goods producers.....	ID5	21	54.614	2.4	-3.5	-8.7	-2.4	1.6	-3.4
Goods.....	ID5	211	41.174	0.6	-4.4	-10.9	-3.2	2.2	-4.5
Foods.....	ID5	2111	4.315	9.6	2.6	-3.5	0.8	-0.6	-2.2
Energy.....	ID5	2112	21.420	1.3	-6.9	-18.0	-6.4	4.7	-8.3
Goods excluding foods and energy.....	ID5	2113	15.439	-1.4	-1.8	-1.9	0.0	-0.2	-0.2
Services.....	ID5	212	13.177	9.2	0.3	0.4	0.6	-0.3	0.2
Trade services.....	ID5	2123	5.199	7.6	-0.7	0.3	0.7	-1.0	-0.9
Transportation and warehousing services.....	ID5	2122	4.453	8.1	1.1	0.1	-0.3	-0.3	0.4
Transportation of passengers.....	ID5	21221	0.167	26.5	-0.6	1.8	-3.4	3.2	2.8
Transportation and warehousing of goods.....	ID5	21222	4.286	7.3	1.3	0.0	-0.1	-0.6	0.3
Services less trade, transportation, and warehousing.....	ID5	2121	3.525	12.8	1.3	1.0	1.2	1.0	1.7
Construction.....	ID5	213	0.263	6.3	0.3	0.6	0.1	0.1	0.8
Inputs to stage 2 services producers.....	ID5	22	45.386	8.0	0.3	0.7	0.7	0.6	0.7
Goods.....	ID5	221	5.020	5.2	0.0	-0.3	-0.2	-0.8	0.4
Foods.....	ID5	2211	0.055	2.0	-0.2	-2.5	-0.8	-1.2	-1.8
Energy.....	ID5	2212	0.350	9.3	2.5	-0.1	-2.9	-11.4	8.1
Goods excluding foods and energy.....	ID5	2213	4.615	4.9	-0.3	-0.3	0.0	0.1	-0.2
Services.....	ID5	222	39.489	8.5	0.4	0.9	0.9	0.8	0.7
Trade services.....	ID5	2223	2.263	14.0	-2.2	-1.2	2.4	6.1	-5.9
Transportation and warehousing services.....	ID5	2222	2.842	-9.1	-5.3	3.0	-6.9	0.8	-2.1
Transportation of passengers.....	ID5	22221	0.388	28.0	-0.6	1.9	-3.6	3.3	2.9
Transportation and warehousing of goods.....	ID5	22222	2.454	-13.5	-6.0	3.2	-7.4	0.4	-2.9
Services less trade, transportation, and warehousing.....	ID5	2221	34.384	9.7	1.1	0.9	1.5	0.4	1.4
Construction.....	ID5	223	0.877	6.3	0.3	0.6	0.1	0.1	0.8
Stage 1 Intermediate Demand									
Stage 1 intermediate demand.....	ID5	1	100.000	4.8	0.3	0.1	0.2	-1.8	0.5
Inputs to stage 1 goods producers.....	ID5	11	33.622	0.5	-0.6	-1.3	-0.3	-1.5	0.0
Goods.....	ID5	111	24.730	-0.9	-0.7	-1.7	-0.7	-1.5	-0.2
Foods.....	ID5	1111	3.334	8.3	4.0	-3.2	-1.1	-2.2	-0.3
Energy.....	ID5	1112	3.858	10.9	1.1	-0.2	-0.8	-4.7	2.6
Goods excluding foods and energy.....	ID5	1113	17.538	-4.8	-2.0	-1.7	-0.6	-0.7	-0.8
Services.....	ID5	112	8.891	4.3	-0.2	-0.2	0.7	-1.3	0.7
Trade services.....	ID5	1123	5.434	4.3	-0.6	-0.3	1.0	-1.9	0.8
Transportation and warehousing services.....	ID5	1122	0.606	17.3	0.8	0.0	-1.1	0.1	1.2
Transportation of passengers.....	ID5	11221	0.103	28.3	-0.6	1.9	-3.6	3.4	2.9
Transportation and warehousing of goods.....	ID5	11222	0.503	15.0	1.0	-0.3	-0.7	-0.4	0.7
Services less trade, transportation, and warehousing.....	ID5	1121	2.851	1.8	0.6	0.0	0.4	-0.2	0.3
Construction.....	ID5	113	0.001	6.3	0.3	0.6	0.1	0.1	0.8
Inputs to stage 1 services producers.....	ID5	12	53.476	7.8	0.8	0.8	0.6	-1.6	0.9
Goods.....	ID5	121	16.341	11.3	1.4	1.2	-0.5	-4.9	2.4
Foods.....	ID5	1211	0.115	108.8	-5.7	20.8	-1.1	8.3	-2.3
Energy.....	ID5	1212	5.454	15.1	3.6	2.8	-1.7	-13.5	5.7
Goods excluding foods and energy.....	ID5	1213	10.772	9.0	0.2	0.2	0.3	0.4	0.8
Services.....	ID5	122	37.132	6.0	0.4	0.5	1.2	0.3	0.2
Trade services.....	ID5	1223	3.680	9.2	0.8	-1.0	2.0	0.3	-1.6
Transportation and warehousing services.....	ID5	1222	4.369	13.4	-0.1	0.8	-1.1	0.8	1.7
Transportation of passengers.....	ID5	12221	1.346	28.3	-0.6	1.9	-3.6	3.4	2.9
Transportation and warehousing of goods.....	ID5	12222	3.023	7.4	0.1	0.3	0.1	-0.4	1.2
Services less trade, transportation, and warehousing.....	ID5	1221	29.083	4.6	0.4	0.7	1.4	0.2	0.2
Construction.....	ID5	123	0.003	6.3	0.3	0.6	0.1	0.1	0.8
Inputs to stage 1 construction producers.....	ID5	13	12.902	4.7	0.3	0.7	0.1	-3.2	0.0
Goods.....	ID5	131	9.191	8.5	0.8	0.7	-0.2	-3.1	0.7
Energy.....	ID5	1312	0.911	22.0	6.1	5.8	-1.7	-23.0	7.8
Goods excluding foods and energy.....	ID5	1313	8.280	7.1	0.1	0.0	0.0	0.0	0.0
Services.....	ID5	132	3.711	-2.7	-0.7	0.6	0.7	-3.4	-1.7
Trade services.....	ID5	1323	2.767	-4.1	-0.8	0.8	0.7	-3.7	-1.7
Transportation and warehousing services.....	ID5	1322	0.852	5.5	-0.2	-0.9	0.7	-1.5	-1.1
Transportation and warehousing of goods.....	ID5	13222	0.852	5.5	-0.2	-0.9	0.7	-1.5	-1.1
Services less trade, transportation, and warehousing.....	ID5	1321	0.092	8.3	0.4	0.4	0.3	0.3	-0.4
Special Groupings of Intermediate Demand by Production Flow									
Total goods inputs to stage 4 intermediate demand.....	ID5	9411	47.142	5.2	0.1	-0.1	-0.1	-0.8	0.6
Total services inputs to stage 4 intermediate demand.....	ID5	9412	52.805	5.0	0.7	0.2	1.1	-0.1	0.7
Total construction inputs to stage 4 intermediate demand.....	ID5	9413	0.052	6.3	0.3	0.6	0.1	0.1	0.8
Total foods inputs to stage 4 intermediate demand.....	ID5	9414	5.647	7.4	0.7	-0.5	0.6	-1.5	0.3

See footnotes at end of table.

Table 1. Producer price index percentage changes and weights for Final Demand-Intermediate Demand groupings, seasonally adjusted — Continued
[January 2023]

Grouping	Commodity code		Relative Importance Dec. 2022 ¹	Unadjusted 12-month percent change ² Jan. 2022 to Jan. 2023 ^p	Seasonally adjusted 1-month percent change ²				
	Group code	Item code			Aug. to Sept.	Sept. to Oct. ^p	Oct. to Nov. ^p	Nov. to Dec. ^p	Dec. to Jan. ^p
Total energy goods inputs to stage 4 intermediate demand.....	ID5	9415	5.147	11.3	1.1	1.4	-1.7	-4.6	4.4
Total goods less foods and energy inputs to stage 4 intermediate demand.	ID5	9416	36.348	4.0	-0.1	-0.2	0.0	-0.1	0.1
Total goods inputs to stage 3 intermediate demand.....	ID5	9311	46.804	2.3	-0.1	-0.6	-1.1	-4.0	0.0
Total services inputs to stage 3 intermediate demand.....	ID5	9312	52.622	5.2	0.1	0.5	0.4	0.0	0.4
Total construction inputs to stage 3 intermediate demand.....	ID5	9313	0.573	6.3	0.3	0.6	0.1	0.1	0.8
Total foods inputs to stage 3 intermediate demand.....	ID5	9314	11.909	7.6	0.7	-1.0	-0.7	-0.5	-4.0
Total energy goods inputs to stage 3 intermediate demand.....	ID5	9315	7.757	18.3	2.9	3.0	-2.1	-17.8	7.5
Total goods less foods and energy inputs to stage 3 intermediate demand.	ID5	9316	27.138	-3.6	-1.4	-1.7	-0.8	-0.5	-0.4
Total goods inputs to stage 2 intermediate demand.....	ID5	9211	46.194	1.1	-4.0	-9.9	-2.9	1.8	-4.0
Total services inputs to stage 2 intermediate demand.....	ID5	9212	52.666	8.7	0.3	0.8	0.8	0.6	0.6
Total construction inputs to stage 2 intermediate demand.....	ID5	9213	1.140	6.3	0.3	0.6	0.1	0.1	0.8
Total foods inputs to stage 2 intermediate demand.....	ID5	9214	4.370	9.5	2.6	-3.5	0.8	-0.6	-2.2
Total energy goods inputs to stage 2 intermediate demand.....	ID5	9215	21.770	1.5	-6.7	-17.7	-6.3	4.4	-8.0
Total goods less foods and energy inputs to stage 2 intermediate demand.	ID5	9216	20.054	-0.1	-1.4	-1.5	0.0	-0.2	-0.2
Total goods inputs to stage 1 intermediate demand.....	ID5	9111	50.262	4.6	0.3	-0.3	-0.6	-3.0	0.8
Total services inputs to stage 1 intermediate demand.....	ID5	9112	49.734	4.9	0.2	0.4	1.0	-0.4	0.2
Total construction inputs to stage 1 intermediate demand.....	ID5	9117	0.004	6.3	0.3	0.6	0.1	0.1	0.8
Total foods inputs to stage 1 intermediate demand.....	ID5	9114	3.449	9.9	3.7	-2.7	-1.1	-2.0	-0.4
Total energy goods inputs to stage 1 intermediate demand.....	ID5	9115	10.223	14.1	3.0	2.1	-1.4	-11.6	4.6
Total goods less foods and energy inputs to stage 1 intermediate demand.	ID5	9116	36.590	1.8	-0.9	-0.7	-0.2	-0.2	-0.1

¹ Comprehensive relative importance figures are initially computed after the publication of December indexes and are recalculated after final December indexes are available. Individual items and subtotals may not add exactly to totals because of rounding differences.

² All indexes are subject to revision for 4 months after their originally scheduled publication to incorporate late reports and corrections by survey respondents. In addition, seasonally adjusted indexes are subject to change for up to 5 years due to the recalculation of seasonal factors published each January.

³ PPI defines Total finished as including only the personal consumption and private capital investment portions of final demand.

⁴ Trade indexes measure changes in margins received by wholesalers and retailers.

⁵ The PPI definition of foods does not include food and beverages for immediate consumption. PPI defines food and beverages for immediate consumption as the service of preparing meals, snacks, and beverages to customer order for immediate on-premises and off-premises consumption.

⁶ Distributive services include transportation, warehousing, and trade of goods.

⁷ Includes intermediate trade, transportation, and warehousing services.

⁸ Includes crude petroleum.

⁹ Excludes crude petroleum.

p Preliminary

"/" Data not available.

Table 2. Producer price index percentage changes for selected commodity groupings by Final Demand-Intermediate Demand category, seasonally adjusted
[January 2023]

Grouping	Commodity code		Unadjusted 12-month percent change ¹	Seasonally adjusted 1-month percent change ¹				
	Group code	Item code		Jan. 2022 to Jan. 2023 ^P	Aug. to Sept.	Sept. to Oct. ^P	Oct. to Nov. ^P	Nov. to Dec. ^P
Final Demand								
Final demand.....	FD	4	6.0	0.3	0.3	0.3	-0.2	0.7
Final demand goods.....	FD	41	7.5	0.5	0.4	0.3	-1.4	1.2
Final demand foods.....	FD	411	11.6	1.5	0.8	3.3	-0.9	-1.0
Fresh fruits and melons ²	01	11	15.8	-1.3	11.5	3.2	-7.8	6.5
Fresh and dry vegetables ²	01	13	32.6	15.7	22.4	38.1	-9.4	-33.5
Grains.....	01	2	8.4	7.6	-4.5	-3.2	-4.0	-1.4
Eggs for fresh use ²	01	7107	209.3	16.6	15.0	26.0	24.5	-12.7
Oilseeds.....	01	8301	7.0	5.2	-7.9	3.2	0.0	-5.0
Bakery products ²	02	11	11.6	0.8	0.2	1.5	0.1	0.3
Milled rice ²	02	13	26.2	2.1	1.4	0.7	2.0	3.2
Pasta products ²	02	1402	30.5	0.9	1.7	0.0	0.0	10.6
Beef and veal.....	02	2101	-4.7	-2.7	-2.4	2.9	4.4	7.6
Pork.....	02	2104	4.9	1.4	0.2	1.4	-2.5	-2.1
Processed young chickens.....	02	2203	-9.2	-1.4	-6.1	-0.5	-3.0	-2.7
Processed turkeys ²	02	2206	30.6	0.9	1.3	0.0	-0.3	0.0
Finfish and shellfish.....	02	23	-3.5	1.6	-0.9	-1.9	-1.7	0.4
Dairy products.....	02	3	6.4	-1.0	0.1	-0.2	-0.3	-1.7
Processed fruits and vegetables ²	02	4	19.2	2.9	0.8	1.7	0.3	1.9
Confectionery end products ²	02	55	4.5	0.4	0.3	0.5	-0.4	-0.8
Soft drinks ²	02	62	17.4	2.1	-0.6	0.3	-1.3	7.8
Roasted coffee ²	02	6301	20.7	3.9	0.9	0.7	0.4	1.8
Shortening and cooking oils ²	02	78	7.2	0.0	-3.5	2.8	-4.2	-2.2
Frozen specialty food ²	02	85	16.5	2.3	0.0	0.5	0.5	0.5
Final demand energy.....	FD	412	10.4	1.0	1.5	-2.2	-6.7	5.0
Liquefied petroleum gas ²	05	32	-33.1	-14.5	-13.4	1.1	-12.9	-4.1
Residential electric power.....	05	41	12.1	0.5	1.6	-0.2	1.0	1.5
Residential natural gas.....	05	51	30.2	3.6	-3.1	-2.1	2.7	12.2
Gasoline.....	05	71	-1.9	0.1	3.2	-4.6	-9.5	6.2
Home heating oil and distillates.....	05	7302	26.5	1.8	4.1	-6.3	-6.7	1.9
No. 2 diesel fuel.....	05	7303	22.8	8.4	6.8	-1.8	-27.5	10.9
Final demand goods less foods and energy.....	FD	413	5.6	0.0	0.0	0.3	0.1	0.6
Alcoholic beverages.....	02	61	6.5	0.4	0.9	1.1	0.4	-0.1
Pet food ²	02	9402	13.6	0.1	0.0	0.8	0.1	0.3
Women's, girls', and infants' apparel ²	03	8106	0.3	0.1	-0.1	0.0	0.0	0.0
Men's and boys' apparel ²	03	8107	9.5	1.5	0.0	0.5	0.0	0.2
Textile housefurnishings ²	03	82	2.6	0.3	1.9	0.0	0.0	0.1
Footwear.....	04	3	10.6	3.3	0.8	0.1	0.2	0.3
Industrial chemicals.....	06	1	-1.6	-2.1	-2.1	-1.2	0.3	-1.5
Pharmaceutical preparations.....	06	38	2.7	0.2	0.2	0.1	-0.3	0.8
Soaps and detergents ²	06	71	14.5	1.1	0.2	1.4	3.3	1.2
Cleaning and polishing products ²	06	72	5.0	0.2	0.2	0.3	0.0	0.2
Cosmetics and other toiletries ²	06	75	6.8	0.2	0.5	0.1	0.0	1.3
Tires ²	07	1201	14.0	0.5	1.0	0.6	0.6	2.4
Consumer, institutional, and commercial products, n.e.c. ²	07	2B	11.3	-0.5	-0.5	0.2	-0.1	0.3
Sanitary paper products ²	09	1501	14.2	1.4	1.3	2.8	-0.5	1.0
Iron and steel scrap.....	10	12	-14.2	-3.3	0.5	-1.8	-4.3	2.3
Agricultural machinery and equipment.....	11	1	12.1	0.8	1.5	-0.2	0.1	0.2
Construction machinery and equipment ²	11	2	12.2	0.1	0.0	0.2	0.0	3.4
Metal cutting machine tools ²	11	37	3.3	0.5	0.3	0.6	0.0	0.2
Metal forming machine tools.....	11	38	6.5	1.6	0.3	-0.1	0.1	-0.2
Tools, dies, jigs, fixtures, and industrial molds ²	11	39	7.9	0.4	0.6	0.2	0.2	1.3
Pumps, compressors, and equipment.....	11	41	15.8	0.9	1.1	0.8	0.6	1.8
Industrial material handling equipment ²	11	44	9.7	0.1	0.3	1.6	0.1	0.7
Electronic computers and computer equipment ²	11	5	4.6	-0.5	-0.2	0.0	1.0	2.0
Textile machinery and equipment ²	11	62	0.3	0.0	0.0	-0.1	0.0	0.0
Paper industries machinery ²	11	64	10.8	1.5	-0.1	1.8	0.2	1.1
Printing trades machinery and equipment ²	11	65	2.3	0.4	0.6	-0.2	0.0	0.5
Transformers and power regulators ²	11	74	18.8	0.1	-2.7	0.6	0.4	2.5
Communication and related equipment.....	11	76	3.4	0.1	0.1	0.2	0.3	0.1
Electronic components and accessories.....	11	78	1.9	0.4	0.8	0.4	0.1	-0.8
X-ray and electromedical equipment ²	11	7905	5.2	0.1	0.0	0.0	0.1	1.4
Oil field and gas field machinery ²	11	91	8.0	0.3	4.8	0.1	0.0	0.9
Mining machinery and equipment ²	11	92	14.1	3.0	0.0	1.0	0.3	0.5
Office and store machines and equipment ²	11	93	0.8	0.0	0.0	0.0	0.0	0.0

See footnotes at end of table.

Table 2. Producer price index percentage changes for selected commodity groupings by Final Demand-Intermediate Demand category, seasonally adjusted — Continued
 [January 2023]

Grouping	Commodity code		Unadjusted 12-month percent change ¹	Seasonally adjusted 1-month percent change ¹				
	Group code	Item code		Jan. 2022 to Jan. 2023 ^P	Aug. to Sept.	Sept. to Oct. ^P	Oct. to Nov. ^P	Nov. to Dec. ^P
Household furniture ²	12	1	7.7	0.1	-0.4	-0.2	0.5	0.7
Commercial furniture ²	12	2	10.9	0.9	0.3	1.6	0.8	-0.5
Floor coverings ²	12	3	4.1	0.3	0.6	0.9	-2.3	0.0
Household appliances ²	12	4	8.2	-0.2	-0.1	-0.3	0.7	0.1
Home electronic equipment ²	12	5	6.0	1.7	0.2	0.0	0.0	0.4
Lawn and garden equipment excl. garden tractors ²	12	66	14.3	0.6	0.2	-0.1	1.6	3.7
Passenger cars.....	14	1101	2.6	0.1	-1.2	0.2	0.0	0.7
Light motor trucks.....	14	1105	7.0	0.5	0.7	0.4	0.5	0.6
Heavy motor trucks ²	14	1106	2.3	0.0	0.0	0.1	0.0	0.1
Motor vehicles parts ²	14	12	3.3	0.3	-0.1	-0.1	0.1	0.5
Truck trailers ²	14	14	9.6	0.1	0.2	-0.1	0.0	-1.3
Travel trailers and campers ²	14	16	5.0	1.1	0.6	0.1	0.0	0.0
Aircraft.....	14	21	5.2	0.1	0.4	0.3	0.4	0.3
Ships ²	14	31	1.3	-0.3	0.0	0.0	0.3	0.3
Railroad equipment ²	14	4	1.1	0.3	0.0	0.1	0.0	0.0
Toys, games, and children's vehicles ²	15	11	1.2	0.0	1.2	0.0	0.0	0.3
Sporting and athletic goods ²	15	12	15.6	-0.5	0.2	2.5	2.1	0.7
Cigarettes ²	15	21	11.3	0.8	0.0	1.9	0.0	1.7
Mobile homes ²	15	5	3.2	-0.9	-0.8	-0.3	0.0	-1.3
Medical, surgical & personal aid devices.....	15	6	4.3	0.4	0.3	0.0	0.3	1.1
Jewelry, platinum and karat gold ²	15	9402	12.9	-1.5	-0.5	3.7	0.8	1.8
Costume jewelry and novelties ²	15	9404	10.6	0.0	0.0	0.0	0.0	4.6
Final demand services.....	FD	42	5.0	0.2	0.2	0.3	0.4	0.4
Final demand trade services ³	FD	423	8.2	-0.3	0.1	0.2	0.8	0.2
Machinery and equipment parts and supplies wholesaling ²	57	1102	2.9	1.4	-0.2	2.2	-1.3	0.1
Machinery and vehicle wholesaling ²	57	1103	16.1	1.2	-0.4	1.6	4.6	-0.8
Professional and commercial equipment wholesaling ²	57	1104	-1.3	-0.5	-1.6	2.5	1.7	-1.2
Furnishings wholesaling ²	57	2	7.2	0.8	1.6	-1.3	-0.1	0.1
Chemicals and allied products wholesaling ²	57	5	16.4	-0.7	-0.6	1.4	-2.4	4.4
Paper and plastics products wholesaling ²	57	6	17.9	3.9	-0.3	0.4	2.4	-1.7
Apparel wholesaling ²	57	7	-4.4	2.9	5.0	-1.8	-9.0	-6.7
Food and alcohol wholesaling ²	57	8	6.7	-1.1	1.9	-0.3	-1.7	-2.0
Food and alcohol retailing.....	58	1	15.6	1.7	2.7	-0.8	-0.2	-0.3
Health, beauty, and optical goods retailing ²	58	2	3.7	-3.8	2.8	-4.2	3.6	4.1
Apparel, jewelry, footwear, and accessories retailing.....	58	3	2.9	0.7	-1.1	0.0	2.9	3.3
Computer hardware, software, and supplies retailing ²	58	4	-8.8	0.3	0.8	-6.2	0.6	-1.4
TV, video, and photographic equipment and supplies retailing.....	58	5	-24.2	-8.5	-2.6	12.8	-8.8	-3.5
Automobiles retailing (partial).....	58	6101	-9.0	-2.5	-3.8	-2.2	-4.9	4.6
Automotive parts, including tires, retailing ²	58	6102	17.5	1.3	0.4	2.2	0.2	0.8
RVs, trailers, and campers retailing ²	58	8	-54.3	-8.8	-6.3	-15.5	-9.4	-1.2
Sporting goods, including boats, retailing.....	58	9	13.4	-0.1	3.4	-0.2	0.1	10.1
Lawn, garden, and farm equipment and supplies retailing ²	58	A	15.0	0.7	-3.7	0.6	-4.2	0.7
Furniture retailing ²	58	B	-7.0	-0.1	-3.6	-1.0	0.8	3.0
Flooring and floor coverings retailing ²	58	C	-5.2	-3.7	3.7	0.5	-4.1	0.7
Hardware, building materials, and supplies retailing.....	58	D	-12.9	-1.9	2.1	0.4	-7.3	-2.3
Major household appliances retailing.....	58	E	-2.6	-0.3	-1.1	-1.7	0.6	0.9
Fuels and lubricants retailing.....	58	F	23.5	-7.1	-2.8	3.9	19.8	-17.5
Cleaning supplies and paper products retailing ²	58	G	13.5	-1.0	-1.3	-1.3	-2.0	2.9
Book retailing ²	58	H	-0.1	-0.5	1.8	0.3	-5.9	2.5
Final demand transportation and warehousing services.....	FD	422	11.3	-0.2	0.0	-0.5	0.0	0.2
Rail transportation of freight and mail ²	30	11	8.0	0.1	-0.6	0.6	-0.1	0.6
Truck transportation of freight ²	30	12	4.9	-0.3	-0.9	0.8	-1.5	-1.2
Air transportation of freight ²	30	14	-2.8	-0.6	-2.6	-2.5	-0.3	0.6
Courier, messenger, and U.S. postal services.....	30	16	9.4	0.4	0.5	0.5	-0.4	2.2
Rail transportation of passengers.....	30	21	2.1	0.0	-0.1	0.1	0.0	-0.2
Airline passenger services.....	30	22	28.3	-0.6	1.9	-3.6	3.4	2.9
Final demand services less trade, transportation, and warehousing.....	FD	421	2.7	0.5	0.2	0.5	0.3	0.6
Sales of books.....	33	11	6.3	-0.2	1.3	-0.3	0.9	-0.5
Sales and subscriptions of periodicals and newspapers.....	33	12	1.1	5.9	-0.1	-3.8	0.4	-0.7
Application software publishing ²	34	2	-1.0	1.9	-0.6	-2.9	0.6	1.0
Advertising space sales in periodicals, newspapers, directories, and mailing lists ²	36	1	0.9	0.1	0.5	-0.3	1.0	0.9
Residential wired telecommunication services ²	37	11	3.8	2.4	0.5	0.1	0.0	0.0
Wireless telecommunication services.....	37	2	1.6	0.2	0.1	-0.2	0.1	0.0
Cable and satellite subscriber services.....	37	3	9.0	2.1	0.8	0.7	1.7	0.3
Internet access services ²	37	4	-1.1	0.2	-0.1	-0.6	-0.2	0.6

See footnotes at end of table.

Table 2. Producer price index percentage changes for selected commodity groupings by Final Demand-Intermediate Demand category, seasonally adjusted — Continued
[January 2023]

Grouping	Commodity code		Unadjusted 12-month percent change ¹	Seasonally adjusted 1-month percent change ¹				
	Group code	Item code		Jan. 2022 to Jan. 2023 ^P	Aug. to Sept.	Sept. to Oct. ^P	Oct. to Nov. ^P	Nov. to Dec. ^P
Bundled wired telecommunications access services ²	37	5	10.1	1.6	1.1	-0.3	-0.2	4.8
Consumer loans (partial).....	39	12	3.3	-0.4	-0.1	3.4	-6.7	1.8
Deposit services (partial) ²	39	2	9.9	4.0	-0.3	-0.9	16.0	-1.9
Other credit intermediation, incl. trust services (partial) ²	39	3	-6.0	0.5	0.0	-2.5	0.0	0.1
Securities brokerage, dealing, investment advice, and related services ² ...	40	1	22.5	-1.8	4.1	11.7	0.4	0.1
Portfolio management ²	40	2	-12.9	1.6	-1.8	1.3	-0.9	3.4
Life insurance ²	41	1101	1.9	0.1	0.1	0.1	-0.1	0.3
Disability insurance, including accidental death ²	41	1102	-0.3	0.0	0.0	0.0	0.0	0.0
Health and medical insurance.....	41	1103	0.4	0.2	0.3	0.1	0.2	-0.8
Property and casualty insurance ²	41	1104	5.0	0.4	-0.1	0.1	1.2	1.0
Annuities ²	41	2	-1.2	0.5	-0.3	0.0	0.0	-0.3
Residential property sales and leases, brokerage fees and commissions..	43	21	3.3	0.1	-0.1	-0.2	0.0	-0.4
Passenger car rental.....	44	1	1.3	-0.8	2.6	-2.9	0.1	-1.5
Legal services.....	45	1	5.7	0.8	0.4	0.4	0.3	1.6
Tax preparation and planning.....	45	2102	11.2	0.4	-0.4	0.3	2.8	0.2
Architectural and engineering services.....	45	3	3.6	0.3	0.2	0.4	0.0	-0.1
Management, scientific, and technical consulting services.....	45	4	0.3	-0.3	-0.6	0.0	1.2	0.3
Arrangement of flights (partial).....	47	1	9.3	0.0	-0.5	0.5	-1.2	-0.5
Arrangement of vehicle rentals and lodging ²	47	2	0.5	-0.2	-0.4	0.7	0.5	0.3
Arrangement of cruises and tours ²	47	3	17.2	-5.3	4.7	0.6	6.6	0.0
Physician care.....	51	1101	0.7	0.1	0.4	0.0	0.1	-0.2
Medical laboratory and diagnostic imaging care ²	51	1102	-0.1	0.0	0.0	-0.2	0.0	0.5
Home health and hospice care.....	51	1103	1.7	0.2	1.0	0.2	0.3	-0.4
Hospital outpatient care ²	51	1104	1.9	-0.2	-0.9	0.3	-0.1	1.4
Dental care.....	51	1105	1.9	0.6	-0.1	0.2	0.1	0.0
Hospital inpatient care.....	51	2101	3.6	0.2	0.8	0.3	0.4	0.3
Nursing home care.....	51	2102	5.0	0.3	0.6	0.4	0.3	0.2
Traveler accommodation services.....	53	11	10.6	-0.3	3.5	2.3	1.7	-1.5
Food and beverages for immediate consumption services (partial) ²	54	1	3.9	-0.9	-0.4	0.5	-0.5	0.9
Motor vehicle repair and maintenance (partial).....	55	2	5.8	0.6	0.5	0.3	0.2	0.3
Membership dues and admissions and recreation facility use fees (partial) ²	56	1	7.4	0.4	1.0	1.3	1.1	2.6
Recreational activity instruction fees (partial) ²	56	2	1.6	0.0	0.0	0.0	0.0	0.0
Gaming receipts (partial) ²	56	3	-0.1	5.4	-0.2	-4.3	0.3	1.7
Mining services ²	60	1	8.5	2.4	0.2	0.4	0.2	0.1
Final demand construction.....	FD	43	16.6	0.2	2.6	0.1	0.0	1.6
New warehouse building construction ²	80	1101	13.7	0.3	2.0	0.3	-0.2	0.0
New school building construction ²	80	1102	16.3	0.3	3.3	0.0	-0.1	1.4
New office building construction ²	80	1103	19.6	0.3	2.3	0.1	0.3	3.4
New industrial building construction ²	80	1104	17.3	0.1	2.8	0.2	-0.1	0.7
New health care building construction ²	80	1105	17.7	0.1	3.3	0.1	0.1	1.7
Intermediate Demand by Commodity Type								
Processed goods for intermediate demand.....	ID6	1	3.8	-0.1	-0.3	-0.5	-2.6	1.0
Processed foods and feeds.....	ID6	9112	9.4	-0.1	-0.2	0.8	-0.6	0.3
Meats.....	02	21	-0.7	-0.7	-0.8	2.0	1.2	2.1
Processed poultry.....	02	22	-6.0	-5.6	-6.7	3.2	-9.7	1.9
Dairy products.....	02	3	6.4	-1.0	0.1	-0.2	-0.3	-1.7
Processed fruits and vegetables ²	02	4	19.2	2.9	0.8	1.7	0.3	1.9
Refined sugar and byproducts ²	02	53	10.0	4.5	0.2	-0.3	0.8	0.6
Fats and oils ²	02	7	9.3	0.7	-2.5	2.5	-3.4	0.2
Prepared animal feeds.....	02	9	11.5	1.4	-0.7	0.4	0.0	-0.6
Processed materials less foods and feeds.....	ID6	9111	3.3	-0.1	-0.3	-0.6	-2.7	1.1
Synthetic fibers ²	03	1	8.1	1.0	0.1	-0.2	-1.2	2.0
Processed yarns and threads ²	03	2	-1.3	-3.0	-3.8	-1.6	-3.3	-3.5
Finished fabrics ²	03	4	6.4	0.0	-0.3	0.3	-0.5	0.2
Liquefied petroleum gas ²	05	32	-33.1	-14.5	-13.4	1.1	-12.9	-4.1
Commercial electric power.....	05	42	12.4	0.3	0.3	-0.8	1.9	2.4
Industrial electric power.....	05	43	14.3	1.0	0.2	-1.8	2.7	5.7
Commercial natural gas.....	05	52	35.9	3.2	-3.5	-4.2	4.4	11.1
Industrial natural gas.....	05	53	29.0	2.5	-12.8	-1.7	3.3	7.6
Natural gas to electric utilities.....	05	54	-3.3	-0.2	-8.4	-3.6	1.1	7.3
Gasoline.....	05	71	-1.9	0.1	3.2	-4.6	-9.5	6.2
Jet fuel ²	05	7203	34.1	1.9	0.9	-2.2	-17.6	11.9
No. 2 diesel fuel.....	05	7303	22.8	8.4	6.8	-1.8	-27.5	10.9
Residual fuels ²	05	74	-17.3	-2.4	-17.9	6.8	-3.4	-15.6

See footnotes at end of table.

Table 2. Producer price index percentage changes for selected commodity groupings by Final Demand-Intermediate Demand category, seasonally adjusted — Continued
[January 2023]

Grouping	Commodity code		Unadjusted 12-month percent change ¹	Seasonally adjusted 1-month percent change ¹				
	Group code	Item code		Jan. 2022 to Jan. 2023 ^P	Aug. to Sept.	Sept. to Oct. ^P	Oct. to Nov. ^P	Nov. to Dec. ^P
Finished lubricants ²	05	76	21.5	2.7	1.5	0.3	0.0	-0.5
Lubricating oil base stocks ²	05	78	22.1	-5.4	-2.6	-4.1	-3.8	-0.8
Asphalt.....	05	8102	-7.2	-6.3	-1.1	-6.3	-31.5	15.0
Basic inorganic chemicals ²	06	13	22.4	1.1	1.5	-1.3	0.1	1.8
Basic organic chemicals.....	06	14	-5.4	-2.7	-2.8	-1.2	0.3	-2.2
Prepared paint ²	06	21	13.8	0.8	0.4	0.1	0.3	0.3
Paint materials ²	06	22	22.3	1.9	-1.8	5.1	0.4	1.4
Medicinal and botanical chemicals ²	06	31	0.4	0.3	-0.1	0.4	-0.2	0.5
Biological products, including diagnostics.....	06	37	1.7	0.3	0.2	0.2	-0.1	-0.8
Fats and oils, inedible ²	06	4	9.4	-1.1	-1.1	5.9	-7.1	-2.1
Nitrogenates.....	06	5201	-3.7	-1.0	2.9	1.9	-2.4	-9.0
Phosphates.....	06	5202	-11.8	0.5	0.5	-0.3	-10.1	-0.3
Other agricultural chemicals ²	06	53	21.0	-3.9	-6.6	2.4	1.2	1.7
Plastic resins and materials.....	06	6	-9.6	-0.5	-2.9	-3.0	-0.7	-1.3
Industrial gases ²	06	7903	4.1	0.5	0.1	-4.8	-1.8	0.4
Adhesives and sealants ²	06	7904	13.4	0.7	0.2	-0.1	0.2	-0.2
Synthetic rubber ²	07	1102	-2.4	-0.4	-1.7	-3.6	-4.5	-2.5
Tires ²	07	1201	14.0	0.5	1.0	0.6	0.6	2.4
Plastic construction products ²	07	21	7.0	-0.2	-0.4	-0.6	-0.4	-0.3
Unsupported plastic film, sheet, other shapes ²	07	22	6.2	-1.1	-0.4	0.6	-0.7	0.0
Parts for manufacturing from plastics ²	07	26	6.0	0.4	0.5	-0.1	0.5	-0.1
Plastic packaging products ²	07	2A	3.0	0.1	-1.7	-0.5	-0.4	-2.0
Softwood lumber.....	08	11	-44.1	-2.4	-1.5	-1.6	-7.8	-9.7
Hardwood lumber ²	08	12	-7.6	-4.4	-5.5	-4.5	-1.8	9.2
Millwork.....	08	2	2.5	-1.0	-0.2	-1.0	-0.4	-0.5
Plywood ²	08	3	-14.9	-0.7	-2.6	-4.0	-1.7	-0.4
Paper ²	09	13	8.2	0.7	0.8	-0.4	0.3	0.2
Paperboard ²	09	14	9.2	0.1	0.2	0.3	-0.5	-0.4
Paper boxes and containers ²	09	1503	12.8	0.3	0.3	0.7	0.1	0.2
Building paper and board ²	09	2	-29.4	-6.6	-2.7	-0.3	-8.3	0.0
Commercial printing ²	09	47	15.9	0.7	0.2	1.0	0.4	1.7
Foundry and forge shop products ²	10	15	12.0	-0.1	-0.4	0.4	0.1	1.5
Steel mill products ²	10	17	-30.1	-7.1	-5.7	-3.1	-3.3	-2.3
Primary nonferrous metals ²	10	22	-11.7	-4.8	-2.7	5.4	1.2	3.0
Secondary nonferrous metals ²	10	24	-0.9	-4.3	-2.3	5.2	0.7	0.6
Aluminum mill shapes ²	10	2501	-6.1	-1.3	-3.0	-1.5	1.1	3.3
Copper and brass mill shapes ²	10	2502	-4.5	1.1	-4.9	5.4	1.5	2.0
Nonferrous wire and cable ²	10	26	7.7	-0.4	-0.1	3.2	1.0	1.6
Nonferrous foundry shop products.....	10	28	9.5	0.6	0.0	1.3	0.4	-0.3
Metal containers ²	10	3	5.7	0.8	-0.2	-0.4	0.0	-1.6
Hardware ²	10	4	6.2	0.0	0.2	0.4	0.7	0.8
Plumbing fixtures and brass fittings.....	10	5	4.9	0.6	0.5	0.3	-0.2	0.5
Heating equipment ²	10	6	9.4	0.2	0.3	2.3	0.3	0.4
Fabricated structural metal products.....	10	7	3.2	-0.3	0.0	-0.7	-0.1	0.0
Bolts, nuts, screws, rivets, and washers ²	10	81	12.6	0.3	-1.0	-0.6	0.1	0.9
Lighting fixtures ²	10	83	6.6	0.9	0.1	0.0	0.2	0.9
Fabricated ferrous wire products ²	10	88	5.4	-1.6	0.8	-0.8	-1.1	-0.1
Other miscellaneous metal products ²	10	89	6.7	0.0	0.2	1.4	-0.1	-0.1
Fluid power equipment.....	11	43	9.7	0.7	0.3	0.5	0.3	1.2
Mechanical power transmission equipment ²	11	45	13.1	1.1	0.6	1.6	0.8	0.9
Air conditioning and refrigeration equipment.....	11	48	13.4	0.7	0.5	-0.2	0.7	-0.5
Metal valves, except fluid power.....	11	4902	13.3	0.5	0.7	1.4	0.1	1.0
Ball and roller bearings ²	11	4905	8.1	-1.0	-0.2	0.5	0.0	0.1
Wiring devices ²	11	71	8.9	0.0	0.0	1.1	0.0	0.1
Motors, generators, motor generator sets ²	11	73	10.5	1.9	0.1	0.0	0.2	0.6
Switchgear, switchboard, and industrial controls equip. ²	11	75	18.3	0.2	0.2	0.4	2.8	0.2
Electronic components and accessories.....	11	78	1.9	0.4	0.8	0.4	0.1	-0.8
Internal combustion engines ²	11	94	8.8	0.1	0.4	0.0	0.1	4.3
Machine shop products ²	11	95	6.9	2.2	0.5	0.3	-0.1	0.1
Flat glass ²	13	11	8.7	0.0	1.3	0.9	-0.2	0.6
Cement.....	13	22	17.6	1.0	1.5	1.2	0.7	6.3
Concrete products.....	13	3	14.8	1.1	0.9	1.0	1.0	1.1
Asphalt felts and coatings ²	13	6	7.4	0.7	0.0	0.6	0.4	-2.7
Paving mixtures and blocks.....	13	94	14.7	0.5	0.1	0.3	-0.9	-0.1
Motor vehicle parts ²	14	12	3.3	0.3	-0.1	-0.1	0.1	0.5
Aircraft engines and engine parts.....	14	23	4.9	0.4	0.2	0.2	0.4	0.4

See footnotes at end of table.

Table 2. Producer price index percentage changes for selected commodity groupings by Final Demand-Intermediate Demand category, seasonally adjusted — Continued
 [January 2023]

Grouping	Commodity code		Unadjusted 12-month percent change ¹	Seasonally adjusted 1-month percent change ¹				
	Group code	Item code		Jan. 2022 to Jan. 2023 ^P	Aug. to Sept.	Sept. to Oct. ^P	Oct. to Nov. ^P	Nov. to Dec. ^P
Aircraft parts and auxiliary equipment, n.e.c.....	14	25	2.6	1.4	0.0	0.0	0.0	0.8
Medical, surgical, and personal aid devices.....	15	6	4.3	0.4	0.3	0.0	0.3	1.1
Unprocessed goods for intermediate demand.....	ID6	2	2.3	-3.1	-9.7	-3.1	1.5	-5.0
Unprocessed foodstuffs and feedstuffs.....	ID6	21	7.9	1.3	-0.7	0.0	-0.2	-4.7
Wheat ²	01	21	-6.0	9.4	3.8	-3.3	-7.2	-3.6
Corn.....	01	2202	12.0	7.9	-7.0	-3.7	-3.6	-1.2
Slaughter cattle.....	01	31	15.6	0.3	0.3	1.4	1.2	1.2
Slaughter hogs.....	01	32	3.7	-10.1	-10.1	3.8	-0.1	-14.0
Slaughter chickens.....	01	4102	-10.1	0.6	-3.2	-0.5	-6.3	-9.4
Slaughter turkeys.....	01	42	36.8	1.0	4.6	-1.3	6.1	2.3
Raw milk.....	01	6	1.3	-0.8	1.6	-3.7	-2.6	3.1
Hay and hayseeds ²	01	81	5.3	5.1	0.5	-15.0	21.4	-11.0
Oilseeds.....	01	8301	7.0	5.2	-7.9	3.2	0.0	-5.0
Raw cane sugar and byproducts ²	02	5201	21.0	0.0	1.5	0.3	1.1	3.2
Unprocessed nonfood materials.....	ID6	22	-0.4	-4.9	-13.7	-4.7	2.5	-5.2
Raw cotton ²	01	51	-24.0	-0.2	-15.2	-4.5	-5.1	2.9
Hides and skins.....	04	1	-12.4	-0.2	2.1	-7.0	-2.6	-4.7
Coal.....	05	1	27.2	1.3	0.3	-1.6	-7.5	2.1
Natural gas ²	05	31	7.9	-8.0	-35.3	-12.5	32.3	-19.1
Crude petroleum ²	05	61	-10.0	-6.5	2.3	-2.4	-13.7	-2.2
Logs, bolts, timber, pulpwood, and woodchips ²	08	5	1.4	-0.2	-0.4	0.0	0.4	-0.6
Recyclable paper ²	09	12	-63.0	-26.1	-31.9	-23.9	10.6	-5.2
Iron ores ²	10	11	15.0	-0.3	0.4	1.5	-0.1	0.9
Iron and steel scrap.....	10	12	-14.2	-3.3	0.5	-1.8	-4.3	2.3
Nonferrous metal ores ²	10	21	-7.0	-2.3	-5.4	6.1	-3.4	4.5
Copper base scrap ²	10	2301	-7.3	1.2	-2.9	9.2	2.0	3.0
Aluminum base scrap.....	10	2302	-9.6	-2.9	-6.3	0.7	5.9	4.1
Construction sand, gravel, and crushed stone.....	13	21	11.0	0.6	0.3	0.2	0.9	1.6
Services for intermediate demand.....	ID6	3	5.9	0.5	0.4	0.9	0.0	0.5
Trade services for intermediate demand ³	ID6	33	5.2	0.1	0.0	1.2	-1.3	-0.6
Machinery and equipment parts and supplies wholesaling ²	57	1102	2.9	1.4	-0.2	2.2	-1.3	0.1
Building materials, paint, and hardware wholesaling.....	57	3	2.1	-0.3	0.6	-0.5	-1.9	-0.9
Metals, minerals, and ores wholesaling ²	57	4	-11.8	-2.7	-0.9	1.0	-4.4	1.3
Chemicals and allied products wholesaling ²	57	5	16.4	-0.7	-0.6	1.4	-2.4	4.4
Paper and plastics products wholesaling ²	57	6	17.9	3.9	-0.3	0.4	2.4	-1.7
Food wholesaling ²	57	8101	5.0	-1.6	2.1	-0.5	-2.0	-2.4
Automotive parts, including tires, retailing ²	58	6102	17.5	1.3	0.4	2.2	0.2	0.8
Hardware, building material, and supplies retailing.....	58	D	-12.9	-1.9	2.1	0.4	-7.3	-2.3
Transportation and warehousing services for intermediate demand.....	ID6	32	5.2	-0.4	0.7	-1.3	0.2	0.4
Rail transportation of freight and mail ²	30	11	8.0	0.1	-0.6	0.6	-0.1	0.6
Truck transportation of freight ²	30	12	4.9	-0.3	-0.9	0.8	-1.5	-1.2
Water transportation of freight ²	30	13	25.9	1.1	0.5	-0.2	-0.3	1.0
Air transportation of freight ²	30	14	-2.8	-0.6	-2.6	-2.5	-0.3	0.6
U.S. Postal Service ²	30	1601	10.0	0.0	0.9	0.0	0.0	4.0
Courier and messenger services, except air mail.....	30	1602	6.9	0.5	0.1	0.8	0.5	-0.4
Air mail and package delivery services, excluding by USPS.....	30	1603	12.1	0.9	0.5	1.1	-3.1	3.3
Pipeline transportation ²	30	17	-	3.2	-0.1	0.0	-1.3	0.3
Transportation of passengers (partial).....	30	2	27.9	-0.6	1.9	-3.6	3.3	2.9
Services related to water transportation.....	31	1	4.5	-0.1	0.2	0.6	0.0	1.0
Arrangement of freight and cargo ²	31	31	-28.6	-12.9	7.2	-14.4	1.6	-6.9
Warehousing, storage, and related services ²	32	1	10.4	6.9	0.0	-0.3	5.1	1.7
Services less trade, transportation, and warehousing for intermediate demand.....	ID6	31	6.2	0.8	0.5	1.2	0.4	0.8
Network compensation from broadcast TV, cable TV, radio ²	35	-	1.6	0.0	0.0	0.0	0.0	0.2
Advertising space sales in periodicals and newspapers ²	36	11	-0.6	-0.7	0.7	-0.4	1.2	0.2
Advertising space sales in directories and mail lists ²	36	12	9.8	4.2	0.0	0.0	0.0	5.3
Television advertising time sales.....	36	2	-7.8	-1.3	3.7	6.6	-9.1	-1.5
Radio advertising time sales.....	36	3	-4.8	3.1	-1.9	1.7	-1.7	-11.0
Internet advertising sales ²	36	6	-	-	-	-	-	-0.2
Business wired telecommunication services ²	37	12	1.5	0.0	-0.1	0.1	0.2	-0.2
Wireless telecommunication services.....	37	2	1.6	0.2	0.1	-0.2	0.1	0.0
Cable and satellite subscriber services.....	37	3	9.0	2.1	0.8	0.7	1.7	0.3
Bundled wired telecommunication access services ²	37	5	10.1	1.6	1.1	-0.3	-0.2	4.8
Data processing and related services ²	38	1	-0.9	-0.2	0.1	0.0	0.0	0.0
Business loans (partial).....	39	11	83.2	7.0	5.7	8.4	1.5	8.8

See footnotes at end of table.

Table 2. Producer price index percentage changes for selected commodity groupings by Final Demand-Intermediate Demand category, seasonally adjusted — Continued
 [January 2023]

Grouping	Commodity code		Unadjusted 12-month percent change ¹	Seasonally adjusted 1-month percent change ¹				
	Group code	Item code		Jan. 2022 to Jan. 2023 ^P	Aug. to Sept.	Sept. to Oct. ^P	Oct. to Nov. ^P	Nov. to Dec. ^P
Deposit services (partial) ²	39	2	9.9	4.0	-0.3	-0.9	16.0	-1.9
Other credit intermediation, incl. trust services (partial) ²	39	3	-6.0	0.5	0.0	-2.5	0.0	0.1
Securities brokerage, dealing, investment advice, and related services ²	40	1	22.5	-1.8	4.1	11.7	0.4	0.1
Portfolio management ²	40	2	-12.9	1.6	-1.8	1.3	-0.9	3.4
Investment banking ²	40	3	-13.0	5.8	0.1	-1.6	-1.5	0.3
Life insurance ²	41	1101	1.9	0.1	0.1	0.1	-0.1	0.3
Health and medical insurance.....	41	1103	0.4	0.2	0.3	0.1	0.2	-0.8
Property and casualty insurance ²	41	1104	5.0	0.4	-0.1	0.1	1.2	1.0
Annuities ²	41	2	-1.2	0.5	-0.3	0.0	0.0	-0.3
Commissions from sales of insurance ²	42	1	0.4	0.0	0.0	0.0	0.1	0.2
Nonresidential real estate rents ²	43	11	3.6	1.3	-1.6	-0.6	1.0	0.1
Nonresidential property sales and leases ²	43	12	5.3	0.1	0.0	0.2	3.7	-0.6
Residential property management fees ²	43	22	1.5	-0.2	0.2	0.6	-1.0	0.7
Passenger car rental.....	44	1	1.3	-0.8	2.6	-2.9	0.1	-1.5
Truck, utility trailer, and RV rental and leasing ²	44	2	4.7	-0.4	0.2	0.1	0.3	0.0
Construction, mining, and forestry machinery and equipment rental and leasing ²	44	3	6.8	0.0	0.0	0.1	0.3	-0.3
Legal services.....	45	1	5.7	0.8	0.4	0.4	0.3	1.6
Accounting services (partial).....	45	2	6.4	0.5	0.0	-0.2	0.5	1.2
Architectural and engineering services.....	45	3	3.6	0.3	0.2	0.4	0.0	-0.1
Management, scientific, and technical consulting services.....	45	4	0.3	-0.3	-0.6	0.0	1.2	0.3
Advertising and related services (partial) ²	45	5	2.4	0.0	0.0	0.0	0.0	0.1
Permanent placement services ²	46	1	4.6	2.2	-0.1	-0.7	0.5	0.5
Executive search services ²	46	2	9.7	-1.1	4.7	-0.6	-0.3	1.8
Staffing services.....	46	3	1.5	0.1	-0.2	0.1	0.0	-0.3
Security guard services ²	48	1	7.9	2.4	0.8	0.0	0.0	1.1
Janitorial services ²	49	1	4.3	0.0	-0.1	0.3	0.2	0.8
Waste collection.....	50	1	11.0	0.7	0.7	0.6	0.7	1.3
Traveler accommodation services.....	53	11	10.6	-0.3	3.5	2.3	1.7	-1.5
Commercial and industrial machinery and equipment repair and maintenance.....	55	1	11.1	1.1	1.1	0.7	0.5	-1.0
Aircraft repair and maintenance.....	55	4	2.3	0.0	0.2	0.2	0.6	-0.3
Metal treatment services ²	59	1	8.8	0.0	0.8	0.0	-0.6	2.1
Construction for intermediate demand.....	ID6	4	6.3	0.3	0.6	0.1	0.1	0.8
Maintenance and repair of non-residential buildings (partial) ²	80	2	6.3	0.3	0.6	0.1	0.1	0.8
Intermediate Demand by Production Flow								
Stage 4 intermediate demand.....	ID5	4	5.1	0.4	0.1	0.5	-0.4	0.6
Stage 4 intermediate demand goods.....	ID5	9411	5.2	0.1	-0.1	-0.1	-0.8	0.6
Grains.....	01	2	8.4	7.6	-4.5	-3.2	-4.0	-1.4
Meats.....	02	21	-0.7	-0.7	-0.8	2.0	1.2	2.1
Unprocessed and packaged fish.....	02	23	-3.5	1.6	-0.9	-1.9	-1.7	0.4
Dairy products.....	02	3	6.4	-1.0	0.1	-0.2	-0.3	-1.7
Commercial electric power.....	05	42	12.4	0.3	0.3	-0.8	1.9	2.4
Industrial electric power.....	05	43	14.3	1.0	0.2	-1.8	2.7	5.7
Gasoline.....	05	71	-1.9	0.1	3.2	-4.6	-9.5	6.2
No. 2 diesel fuel.....	05	7303	22.8	8.4	6.8	-1.8	-27.5	10.9
Basic organic chemicals.....	06	14	-5.4	-2.7	-2.8	-1.2	0.3	-2.2
Prepared paint ²	06	21	13.8	0.8	0.4	0.1	0.3	0.3
Medicinal and botanical chemicals ²	06	31	0.4	0.3	-0.1	0.4	-0.2	0.5
Biological products, including diagnostics.....	06	37	1.7	0.3	0.2	0.2	-0.1	-0.8
Pharmaceutical preparations.....	06	38	2.7	0.2	0.2	0.1	-0.3	0.8
Plastic construction products ²	07	21	7.0	-0.2	-0.4	-0.6	-0.4	-0.3
Unsupported plastic film, sheet, and other shapes ²	07	22	6.2	-1.1	-0.4	0.6	-0.7	0.0
Parts for manufacturing from plastics ²	07	26	6.0	0.4	0.5	-0.1	0.5	-0.1
Plastic packaging products ²	07	2A	3.0	0.1	-1.7	-0.5	-0.4	-2.0
Lumber.....	08	1	-34.4	-3.1	-2.8	-2.5	-6.0	-3.0
Millwork.....	08	2	2.5	-1.0	-0.2	-1.0	-0.4	-0.5
Paper boxes and containers ²	09	1503	12.8	0.3	0.3	0.7	0.1	0.2
Commercial printing ²	09	47	15.9	0.7	0.2	1.0	0.4	1.7
Steel mill products ²	10	17	-30.1	-7.1	-5.7	-3.1	-3.3	-2.3
Nonferrous wire and cable ²	10	26	7.7	-0.4	-0.1	3.2	1.0	1.6
Fabricated structural metal products.....	10	7	3.2	-0.3	0.0	-0.7	-0.1	0.0
Other miscellaneous metal products ²	10	89	6.7	0.0	0.2	1.4	-0.1	-0.1
Air conditioning and refrigeration equipment.....	11	48	13.4	0.7	0.5	-0.2	0.7	-0.5
Wiring devices ²	11	71	8.9	0.0	0.0	1.1	0.0	0.1

See footnotes at end of table.

Table 2. Producer price index percentage changes for selected commodity groupings by Final Demand-Intermediate Demand category, seasonally adjusted — Continued
[January 2023]

Grouping	Commodity code		Unadjusted 12-month percent change ¹	Seasonally adjusted 1-month percent change ¹				
	Group code	Item code		Jan. 2022 to Jan. 2023 ^P	Aug. to Sept.	Sept. to Oct. ^P	Oct. to Nov. ^P	Nov. to Dec. ^P
Electronic components and accessories.....	11	78	1.9	0.4	0.8	0.4	0.1	-0.8
Miscellaneous electrical machinery and equipment ²	11	79	6.7	0.3	0.1	0.2	0.3	0.8
Internal combustion engines ²	11	94	8.8	0.1	0.4	0.0	0.1	4.3
Machine shop products ²	11	95	6.9	2.2	0.5	0.3	-0.1	0.1
Concrete ingredients and related products.....	13	2	12.8	0.7	0.6	0.5	0.8	2.9
Concrete products.....	13	3	14.8	1.1	0.9	1.0	1.0	1.1
Prepared asphalt, tar roofing and siding products ²	13	61	7.3	0.8	0.0	0.7	0.4	-3.2
Paving mixtures and blocks.....	13	94	14.7	0.5	0.1	0.3	-0.9	-0.1
Motor vehicle parts ²	14	12	3.3	0.3	-0.1	-0.1	0.1	0.5
Aircraft engines and engine parts.....	14	23	4.9	0.4	0.2	0.2	0.4	0.4
Aircraft parts and auxiliary equipment, n.e.c.....	14	25	2.6	1.4	0.0	0.0	0.0	0.8
Medical, surgical and personal aid devices.....	15	6	4.3	0.4	0.3	0.0	0.3	1.1
Stage 4 intermediate demand services.....	ID5	9412	5.0	0.7	0.2	1.1	-0.1	0.7
Truck transportation of freight ²	30	12	4.9	-0.3	-0.9	0.8	-1.5	-1.2
Courier, messenger, and U.S. postal services.....	30	16	9.4	0.4	0.5	0.5	-0.4	2.2
Airline passenger services.....	30	22	28.3	-0.6	1.9	-3.6	3.4	2.9
Warehousing, storage, and related services ²	32	1	10.4	6.9	0.0	-0.3	5.1	1.7
Advertising space sales in periodicals and newspapers ²	36	11	-0.6	-0.7	0.7	-0.4	1.2	0.2
Data processing and related services ²	38	1	-0.9	-0.2	0.1	0.0	0.0	0.0
Business loans (partial).....	39	11	83.2	7.0	5.7	8.4	1.5	8.8
Deposit services (partial) ²	39	2	9.9	4.0	-0.3	-0.9	16.0	-1.9
Securities brokerage, dealing, investment advice, and related services ²	40	1	22.5	-1.8	4.1	11.7	0.4	0.1
Portfolio management ²	40	2	-12.9	1.6	-1.8	1.3	-0.9	3.4
Investment banking ²	40	3	-13.0	5.8	0.1	-1.6	-1.5	0.3
Insurance.....	41	11	2.9	0.4	0.2	0.1	0.6	0.3
Annuities ²	41	2	-1.2	0.5	-0.3	0.0	0.0	-0.3
Nonresidential real estate rents ²	43	11	3.6	1.3	-1.6	-0.6	1.0	0.1
Nonresidential property sales and leases ²	43	12	5.3	0.1	0.0	0.2	3.7	-0.6
Nonresidential property management fees ²	43	13	7.9	0.7	4.0	0.1	0.4	0.6
Residential property management fees ²	43	22	1.5	-0.2	0.2	0.6	-1.0	0.7
Construction, mining, and forestry machinery and equipment rental and leasing ²	44	3	6.8	0.0	0.0	0.1	0.3	-0.3
Legal services.....	45	1	5.7	0.8	0.4	0.4	0.3	1.6
Advertising agency services ²	45	51	2.4	0.0	0.0	0.0	0.0	0.1
Accounting services (partial).....	45	2	6.4	0.5	0.0	-0.2	0.5	1.2
Architectural and engineering services.....	45	3	3.6	0.3	0.2	0.4	0.0	-0.1
Management, scientific, and technical consulting services.....	45	4	0.3	-0.3	-0.6	0.0	1.2	0.3
Staffing services.....	46	3	1.5	0.1	-0.2	0.1	0.0	-0.3
Janitorial services ²	49	1	4.3	0.0	-0.1	0.3	0.2	0.8
Commercial and industrial machinery and equipment repair and maintenance.....	55	1	11.1	1.1	1.1	0.7	0.5	-1.0
Machinery and equipment parts and supplies wholesaling ²	57	1102	2.9	1.4	-0.2	2.2	-1.3	0.1
Building materials, paint, and hardware wholesaling.....	57	3	2.1	-0.3	0.6	-0.5	-1.9	-0.9
Metals, minerals, and ores wholesaling ²	57	4	-11.8	-2.7	-0.9	1.0	-4.4	1.3
Chemicals and allied products wholesaling ²	57	5	16.4	-0.7	-0.6	1.4	-2.4	4.4
Paper and plastics products wholesaling ²	57	6	17.9	3.9	-0.3	0.4	2.4	-1.7
Food and alcohol wholesaling ²	57	8	6.7	-1.1	1.9	-0.3	-1.7	-2.0
Hardware and building materials and supplies retailing.....	58	D	-12.9	-1.9	2.1	0.4	-7.3	-2.3
Metal treatment services ²	59	1	8.8	0.0	0.8	0.0	-0.6	2.1
Stage 3 intermediate demand.....	ID5	3	3.8	0.0	-0.1	-0.4	-2.0	0.2
Stage 3 intermediate demand goods.....	ID5	9311	2.3	-0.1	-0.6	-1.1	-4.0	0.0
Slaughter cattle.....	01	31	15.6	0.3	0.3	1.4	1.2	1.2
Slaughter hogs.....	01	32	3.7	-10.1	-10.1	3.8	-0.1	-14.0
Slaughter poultry.....	01	4	-3.0	0.7	-1.8	-0.6	-4.0	-7.1
Raw milk.....	01	6	1.3	-0.8	1.6	-3.7	-2.6	3.1
Commercial electric power.....	05	42	12.4	0.3	0.3	-0.8	1.9	2.4
Industrial electric power.....	05	43	14.3	1.0	0.2	-1.8	2.7	5.7
Gasoline.....	05	71	-1.9	0.1	3.2	-4.6	-9.5	6.2
Jet fuel ²	05	7203	34.1	1.9	0.9	-2.2	-17.6	11.9
No. 2 diesel fuel.....	05	7303	22.8	8.4	6.8	-1.8	-27.5	10.9
Finished lubricants ²	05	76	21.5	2.7	1.5	0.3	0.0	-0.5
Lubricating oil base stocks ²	05	78	22.1	-5.4	-2.6	-4.1	-3.8	-0.8
Asphalt.....	05	8102	-7.2	-6.3	-1.1	-6.3	-31.5	15.0
Basic inorganic chemicals ²	06	13	22.4	1.1	1.5	-1.3	0.1	1.8
Basic organic chemicals.....	06	14	-5.4	-2.7	-2.8	-1.2	0.3	-2.2
Paints and allied products ²	06	2	15.3	1.1	-0.1	1.2	0.3	0.5

See footnotes at end of table.

Table 2. Producer price index percentage changes for selected commodity groupings by Final Demand-Intermediate Demand category, seasonally adjusted — Continued
 [January 2023]

Grouping	Commodity code		Unadjusted 12-month percent change ¹	Seasonally adjusted 1-month percent change ¹				
	Group code	Item code		Jan. 2022 to Jan. 2023 ^P	Aug. to Sept.	Sept. to Oct. ^P	Oct. to Nov. ^P	Nov. to Dec. ^P
Agricultural chemicals and chemical products.....	06	5	4.5	-0.8	-2.1	0.9	-3.3	-1.0
Plastic resins and materials.....	06	6	-9.6	-0.5	-2.9	-3.0	-0.7	-1.3
Synthetic rubber ²	07	1102	-2.4	-0.4	-1.7	-3.6	-4.5	-2.5
Unsupported plastic film, sheet, and other shapes ²	07	22	6.2	-1.1	-0.4	0.6	-0.7	0.0
Paper ²	09	13	8.2	0.7	0.8	-0.4	0.3	0.2
Paperboard ²	09	14	9.2	0.1	0.2	0.3	-0.5	-0.4
Converted paper and paperboard products ²	09	15	12.2	0.5	0.7	0.7	0.2	0.4
Commercial printing ²	09	47	15.9	0.7	0.2	1.0	0.4	1.7
Foundry and forge shop products ²	10	15	12.0	-0.1	-0.4	0.4	0.1	1.5
Steel mill products ²	10	17	-30.1	-7.1	-5.7	-3.1	-3.3	-2.3
Nonferrous mill shapes ²	10	25	-3.6	-0.4	-3.5	0.6	1.1	2.8
Nonferrous foundry shop products.....	10	28	9.5	0.6	0.0	1.3	0.4	-0.3
Metal containers ²	10	3	5.7	0.8	-0.2	-0.4	0.0	-1.6
Structural, architectural, and pre-engineered metal products.....	10	74	0.3	-0.8	-0.6	-1.0	-0.4	0.1
Bolts, nuts, screws, rivets, and washers ²	10	81	12.6	0.3	-1.0	-0.6	0.1	0.9
Other miscellaneous metal products ²	10	89	6.7	0.0	0.2	1.4	-0.1	-0.1
General purpose machinery and equipment.....	11	4	11.7	0.6	0.6	0.7	0.4	0.7
Electrical machinery and equipment.....	11	7	5.6	0.3	0.2	0.3	0.4	0.1
Construction sand, gravel, and crushed stone.....	13	21	11.0	0.6	0.3	0.2	0.9	1.6
Cement.....	13	22	17.6	1.0	1.5	1.2	0.7	6.3
Motor vehicle parts ²	14	12	3.3	0.3	-0.1	-0.1	0.1	0.5
Aircraft and aircraft equipment.....	14	2	4.5	0.4	0.2	0.2	0.3	0.4
Stage 3 intermediate demand services.....	ID5	9312	5.2	0.1	0.5	0.4	0.0	0.4
Rail transportation of freight and mail ²	30	11	8.0	0.1	-0.6	0.6	-0.1	0.6
Courier, messenger, and U.S. postal services.....	30	16	9.4	0.4	0.5	0.5	-0.4	2.2
Arrangement of freight and cargo ²	31	31	-28.6	-12.9	7.2	-14.4	1.6	-6.9
Freight forwarding ²	31	3201	-1.6	-0.1	0.0	-3.4	0.0	0.0
Warehousing, storage, and related services ²	32	1	10.4	6.9	0.0	-0.3	5.1	1.7
Advertising space sales in periodicals, newspapers, directories, and mailing lists ²	36	1	0.9	0.1	0.5	-0.3	1.0	0.9
Wired telephone services ²	37	1	2.0	0.7	0.1	0.1	0.1	-0.1
Bundled wired telecommunications access services ²	37	5	10.1	1.6	1.1	-0.3	-0.2	4.8
Data processing and related services ²	38	1	-0.9	-0.2	0.1	0.0	0.0	0.0
Business loans (partial).....	39	11	83.2	7.0	5.7	8.4	1.5	8.8
Deposit services (partial) ²	39	2	9.9	4.0	-0.3	-0.9	16.0	-1.9
Securities brokerage, dealing, investment advice, and related services ²	40	1	22.5	-1.8	4.1	11.7	0.4	0.1
Insurance.....	41	11	2.9	0.4	0.2	0.1	0.6	0.3
Nonresidential real estate rents ²	43	11	3.6	1.3	-1.6	-0.6	1.0	0.1
Legal services.....	45	1	5.7	0.8	0.4	0.4	0.3	1.6
Accounting services (partial).....	45	2	6.4	0.5	0.0	-0.2	0.5	1.2
Architectural and engineering services.....	45	3	3.6	0.3	0.2	0.4	0.0	-0.1
Management, scientific, and technical consulting services.....	45	4	0.3	-0.3	-0.6	0.0	1.2	0.3
Advertising agency services ²	45	51	2.4	0.0	0.0	0.0	0.0	0.1
Staffing services.....	46	3	1.5	0.1	-0.2	0.1	0.0	-0.3
Aircraft repair maintenance.....	55	4	2.3	0.0	0.2	0.2	0.6	-0.3
Machinery and equipment parts and supplies wholesaling ²	57	1102	2.9	1.4	-0.2	2.2	-1.3	0.1
Building materials, paint, and hardware wholesaling.....	57	3	2.1	-0.3	0.6	-0.5	-1.9	-0.9
Metals, minerals, and ores wholesaling ²	57	4	-11.8	-2.7	-0.9	1.0	-4.4	1.3
Chemicals and allied products wholesaling ²	57	5	16.4	-0.7	-0.6	1.4	-2.4	4.4
Paper and plastics products wholesaling ²	57	6	17.9	3.9	-0.3	0.4	2.4	-1.7
Food wholesaling ²	57	8101	5.0	-1.6	2.1	-0.5	-2.0	-2.4
Metal treatment services ²	59	1	8.8	0.0	0.8	0.0	-0.6	2.1
Stage 2 intermediate demand.....	ID5	2	5.0	-1.9	-4.7	-1.0	1.2	-1.5
Stage 2 intermediate demand goods.....	ID5	9211	1.1	-4.0	-9.9	-2.9	1.8	-4.0
Corn.....	01	2202	12.0	7.9	-7.0	-3.7	-3.6	-1.2
Oilseeds.....	01	83	7.0	5.2	-7.9	3.2	0.0	-5.0
Prepared animal feeds.....	02	9	11.5	1.4	-0.7	0.4	0.0	-0.6
Coal.....	05	1	27.2	1.3	0.3	-1.6	-7.5	2.1
Natural gas ²	05	31	7.9	-8.0	-35.3	-12.5	32.3	-19.1
Liquefied petroleum gas ²	05	32	-33.1	-14.5	-13.4	1.1	-12.9	-4.1
Crude petroleum ²	05	61	-10.0	-6.5	2.3	-2.4	-13.7	-2.2
No. 2 diesel fuel.....	05	7303	22.8	8.4	6.8	-1.8	-27.5	10.9
Industrial chemicals.....	06	1	-1.6	-2.1	-2.1	-1.2	0.3	-1.5
Plastic resins and materials.....	06	6	-9.6	-0.5	-2.9	-3.0	-0.7	-1.3
Plastic products ²	07	2	5.9	-0.2	-0.7	-0.1	-0.2	-0.6
Logs, bolts, timber, pulpwood, and wood chips ²	08	5	1.4	-0.2	-0.4	0.0	0.4	-0.6

See footnotes at end of table.

Table 2. Producer price index percentage changes for selected commodity groupings by Final Demand-Intermediate Demand category, seasonally adjusted — Continued
 [January 2023]

Grouping	Commodity code		Unadjusted 12-month percent change ¹	Seasonally adjusted 1-month percent change ¹				
	Group code	Item code		Jan. 2022 to Jan. 2023 ^P	Aug. to Sept.	Sept. to Oct. ^P	Oct. to Nov. ^P	Nov. to Dec. ^P
Paper ²	09	13	8.2	0.7	0.8	-0.4	0.3	0.2
Paperboard, excluding corrugated paperboard ²	09	1411	9.5	0.1	0.3	0.3	-0.4	-0.3
Commercial printing ²	09	47	15.9	0.7	0.2	1.0	0.4	1.7
Iron and steel scrap.....	10	12	-14.2	-3.3	0.5	-1.8	-4.3	2.3
Steel mill products ²	10	17	-30.1	-7.1	-5.7	-3.1	-3.3	-2.3
Nonferrous mill shapes ²	10	25	-3.6	-0.4	-3.5	0.6	1.1	2.8
Electrical machinery and equipment.....	11	7	5.6	0.3	0.2	0.3	0.4	0.1
Electronic components and accessories.....	11	78	1.9	0.4	0.8	0.4	0.1	-0.8
Stage 2 intermediate demand services.....	ID5	9212	8.7	0.3	0.8	0.8	0.6	0.6
Rail transportation of freight and mail ²	30	11	8.0	0.1	-0.6	0.6	-0.1	0.6
Truck transportation of freight ²	30	12	4.9	-0.3	-0.9	0.8	-1.5	-1.2
U.S. Postal Service ²	30	1601	10.0	0.0	0.9	0.0	0.0	4.0
Courier and messenger services, except air.....	30	1602	6.9	0.5	0.1	0.8	0.5	-0.4
Air mail and package delivery services, excluding by USPS.....	30	1603	12.1	0.9	0.5	1.1	-3.1	3.3
Pipeline transportation ²	30	17	-	3.2	-0.1	0.0	-1.3	0.3
Airline passenger services.....	30	22	28.3	-0.6	1.9	-3.6	3.4	2.9
Arrangement of freight and cargo ²	31	31	-28.6	-12.9	7.2	-14.4	1.6	-6.9
Television advertising time sales.....	36	21	-7.8	-1.3	3.7	6.6	-9.1	-1.5
Wireless telecommunication services.....	37	2	1.6	0.2	0.1	-0.2	0.1	0.0
Data processing and related services ²	38	1	-0.9	-0.2	0.1	0.0	0.0	0.0
Securities brokerage, dealing, investment advice, and related services ²	40	1	22.5	-1.8	4.1	11.7	0.4	0.1
Portfolio management ²	40	2	-12.9	1.6	-1.8	1.3	-0.9	3.4
Investment banking ²	40	31	-13.0	5.8	0.1	-1.6	-1.5	0.3
Insurance.....	41	11	2.9	0.4	0.2	0.1	0.6	0.3
Commissions from sales of insurance ²	42	11	0.4	0.0	0.0	0.0	0.1	0.2
Legal services.....	45	1	5.7	0.8	0.4	0.4	0.3	1.6
Accounting services (partial).....	45	2	6.4	0.5	0.0	-0.2	0.5	1.2
Management, scientific, and technical consulting services.....	45	4	0.3	-0.3	-0.6	0.0	1.2	0.3
Advertising agency services ²	45	51	2.4	0.0	0.0	0.0	0.0	0.1
Staffing services.....	46	3	1.5	0.1	-0.2	0.1	0.0	-0.3
Security guard services ²	48	1	7.9	2.4	0.8	0.0	0.0	1.1
Janitorial services ²	49	1	4.3	0.0	-0.1	0.3	0.2	0.8
Traveler accommodation services.....	53	1	10.6	-0.3	3.5	2.3	1.7	-1.5
Commercial and industrial machinery and equipment repair and maintenance.....	55	1	11.1	1.1	1.1	0.7	0.5	-1.0
Hardware and building materials and supplies retailing.....	58	D	-12.9	-1.9	2.1	0.4	-7.3	-2.3
Stage 1 intermediate demand.....	ID5	1	4.8	0.3	0.1	0.2	-1.8	0.5
Stage 1 intermediate demand goods.....	ID5	9111	4.6	0.3	-0.3	-0.6	-3.0	0.8
Prepared animal feeds.....	02	9	11.5	1.4	-0.7	0.4	0.0	-0.6
Commercial electric power.....	05	42	12.4	0.3	0.3	-0.8	1.9	2.4
Industrial electric power.....	05	43	14.3	1.0	0.2	-1.8	2.7	5.7
Commercial natural gas.....	05	52	35.9	3.2	-3.5	-4.2	4.4	11.1
Industrial natural gas.....	05	53	29.0	2.5	-12.8	-1.7	3.3	7.6
Gasoline.....	05	71	-1.9	0.1	3.2	-4.6	-9.5	6.2
No. 2 diesel fuel.....	05	7303	22.8	8.4	6.8	-1.8	-27.5	10.9
Industrial chemicals.....	06	1	-1.6	-2.1	-2.1	-1.2	0.3	-1.5
Prepared paint ²	06	21	13.8	0.8	0.4	0.1	0.3	0.3
Plastic construction products ²	07	21	7.0	-0.2	-0.4	-0.6	-0.4	-0.3
Recyclable paper ²	09	12	-63.0	-26.1	-31.9	-23.9	10.6	-5.2
Paper ²	09	13	8.2	0.7	0.8	-0.4	0.3	0.2
Converted paper and paperboard products ²	09	15	12.2	0.5	0.7	0.7	0.2	0.4
Iron and steel scrap.....	10	12	-14.2	-3.3	0.5	-1.8	-4.3	2.3
Steel mill products ²	10	17	-30.1	-7.1	-5.7	-3.1	-3.3	-2.3
Primary nonferrous metals ²	10	22	-11.7	-4.8	-2.7	5.4	1.2	3.0
Nonferrous scrap.....	10	23	-6.4	-1.3	-4.0	1.8	1.3	1.2
Nonferrous wire and cable ²	10	26	7.7	-0.4	-0.1	3.2	1.0	1.6
Fabricated structural metal products.....	10	7	3.2	-0.3	0.0	-0.7	-0.1	0.0
General purpose machinery and equipment.....	11	4	11.7	0.6	0.6	0.7	0.4	0.7
Construction sand, gravel, and crushed stone.....	13	21	11.0	0.6	0.3	0.2	0.9	1.6
Stage 1 intermediate demand services.....	ID5	9112	4.9	0.2	0.4	1.0	-0.4	0.2
Truck transportation of freight ²	30	12	4.9	-0.3	-0.9	0.8	-1.5	-1.2
Airline passenger services.....	30	22	28.3	-0.6	1.9	-3.6	3.4	2.9
Advertising space sales in periodicals, newspapers, directories, and mailing lists ²	36	1	0.9	0.1	0.5	-0.3	1.0	0.9
Business wired telecommunication services ²	37	12	1.5	0.0	-0.1	0.1	0.2	-0.2
Wireless telecommunication services.....	37	2	1.6	0.2	0.1	-0.2	0.1	0.0

See footnotes at end of table.

Table 2. Producer price index percentage changes for selected commodity groupings by Final Demand-Intermediate Demand category, seasonally adjusted — Continued
 [January 2023]

Grouping	Commodity code		Unadjusted 12-month percent change ¹	Seasonally adjusted 1-month percent change ¹				
	Group code	Item code		Jan. 2022 to Jan. 2023 ^p	Aug. to Sept.	Sept. to Oct. ^p	Oct. to Nov. ^p	Nov. to Dec. ^p
Bundled wired telecommunications access services ²	37	5	10.1	1.6	1.1	-0.3	-0.2	4.8
Business loans (partial).....	39	11	83.2	7.0	5.7	8.4	1.5	8.8
Deposit services (partial) ²	39	2	9.9	4.0	-0.3	-0.9	16.0	-1.9
Securities brokerage, dealing, investment advice, and related services ²	40	1	22.5	-1.8	4.1	11.7	0.4	0.1
Portfolio management ²	40	2	-12.9	1.6	-1.8	1.3	-0.9	3.4
Investment banking ²	40	3	-13.0	5.8	0.1	-1.6	-1.5	0.3
Insurance.....	41	11	2.9	0.4	0.2	0.1	0.6	0.3
Nonresidential real estate rents ²	43	11	3.6	1.3	-1.6	-0.6	1.0	0.1
Architectural and engineering services.....	45	3	3.6	0.3	0.2	0.4	0.0	-0.1
Management consulting services.....	45	41	0.3	-0.3	-0.6	0.0	1.2	0.3
Waste collection.....	50	1	11.0	0.7	0.7	0.6	0.7	1.3
Traveler accommodation services.....	53	11	10.6	-0.3	3.5	2.3	1.7	-1.5
Commercial and industrial machinery and equipment repair and maintenance.....	55	1	11.1	1.1	1.1	0.7	0.5	-1.0
Machinery and equipment parts and supplies wholesaling ²	57	1102	2.9	1.4	-0.2	2.2	-1.3	0.1
Building materials, paint, and hardware wholesaling.....	57	3	2.1	-0.3	0.6	-0.5	-1.9	-0.9
Metals, minerals, and ores wholesaling ²	57	4	-11.8	-2.7	-0.9	1.0	-4.4	1.3
Chemicals and allied products wholesaling ²	57	5	16.4	-0.7	-0.6	1.4	-2.4	4.4
Paper and plastics products wholesaling ²	57	6	17.9	3.9	-0.3	0.4	2.4	-1.7
Hardware and building materials and supplies retailing.....	58	D	-12.9	-1.9	2.1	0.4	-7.3	-2.3
Mining services ²	60	1	8.5	2.4	0.2	0.4	0.2	0.1

¹ All indexes are subject to revision for 4 months after their originally scheduled publication to incorporate late reports and corrections by survey respondents. In addition, seasonally adjusted indexes are subject to change for up to 5 years due to the recalculation of seasonal factors published each January.

² Seasonal tests did not indicate the presence of seasonality. Data shown is not seasonally adjusted.

³ Trade indexes measure changes in margins received by wholesalers and retailers.

p Preliminary

"-" Data not available.

NOTE: The term "(partial)" denotes incomplete coverage of the index category.

Table 3. Producer price indexes for Final Demand-Intermediate Demand groupings, seasonally adjusted
 [January 2023, Index base Nov. 2009=100, unless otherwise indicated]

Grouping	Other index base	Commodity code		Seasonally adjusted index ¹				
		Group code	Item code	Sept. 2022	Oct. 2022 ^p	Nov. 2022 ^p	Dec. 2022 ^p	Jan. 2023 ^p
Final Demand								
Final demand.....		FD	4	140.191	140.634	141.098	140.782	141.707
Final demand goods.....		FD	41	144.153	144.769	145.241	143.152	144.839
Final demand foods.....		FD	411	152.149	153.294	158.415	156.988	155.343
Finished consumer foods ²	00/82	FD	4111	264.982	268.406	278.515	276.149	273.383
Finished consumer foods, crude.....	00/82	FD	41113	301.948	349.936	426.149	422.434	352.495
Finished consumer foods, processed.....	00/82	FD	41112	261.590	260.233	263.262	261.036	264.664
Government purchased foods.....		FD	4112	153.029	152.966	154.751	154.296	154.626
Foods for export.....		FD	4113	164.402	162.001	165.600	163.251	160.225
Final demand energy.....		FD	412	156.745	159.169	155.710	145.333	152.556
Finished consumer energy goods ²	00/82	FD	4121	237.012	240.965	235.459	224.257	235.420
Government purchased energy.....		FD	4122	185.589	189.651	185.919	161.448	172.672
Energy for export.....		FD	4123	172.521	170.567	168.166	146.628	149.292
Final demand goods less foods and energy.....		FD	413	138.309	138.264	138.678	138.828	139.610
Finished goods less foods and energy ²	00/82	FD	4131	240.255	240.897	242.061	242.567	244.364
Finished consumer goods less foods and energy.....	00/82	FD	41311	267.525	267.965	269.505	269.852	271.801
Nondurable consumer goods less foods and energy.....	00/82	FD	413111	344.296	345.114	347.534	347.722	350.730
Durable consumer goods.....	00/82	FD	413112	188.214	188.286	188.959	189.446	190.474
Private capital equipment.....	00/82	FD	41312	205.809	206.600	207.383	208.005	209.589
Private capital equipment for manufacturing industries.....	00/82	FD	413121	219.163	219.890	220.993	221.690	223.498
Private capital equipment for nonmanufacturing industries.....	00/82	FD	413122	201.807	202.614	203.309	203.910	205.422
Government purchased goods, excluding foods and energy.....		FD	4132	135.543	135.447	135.608	135.880	136.212
Government purchased goods excluding foods, energy, and capital equipment.....		FD	41321	145.759	145.488	145.554	145.823	146.249
Government purchased capital equipment.....		FD	41322	120.773	120.902	121.178	121.451	121.666
Goods for export, excluding foods and energy.....		FD	4133	137.282	136.530	136.577	136.435	136.918
Final demand services.....		FD	42	137.211	137.469	137.936	138.511	139.089
Final demand trade services ³		FD	423	151.085	151.301	151.657	152.839	153.092
Trade of finished goods ²		FD	4231	149.957	150.283	150.320	151.650	151.956
Trade of personal consumption goods.....		FD	42311	149.543	150.259	149.884	150.859	151.303
Trade of private capital equipment.....		FD	42312	150.107	148.722	150.565	153.431	153.098
Trade of government purchased goods.....		FD	4232	158.402	157.851	160.192	161.111	160.435
Trade of government purchased goods, excluding capital equipment.....		FD	42321	163.437	163.117	165.250	163.050	162.769
Trade of government purchased capital equipment.....		FD	42322	149.293	148.396	151.029	156.678	155.383
Trade of exports.....		FD	4233	158.965	158.495	160.930	160.917	160.967
Final demand transportation and warehousing services.....		FD	422	157.123	157.129	156.396	156.364	156.724
Transportation of passengers for final demand.....		FD	4221	134.704	137.299	132.379	136.783	140.731
Transportation of private passengers.....		FD	42211	134.708	137.295	132.389	136.781	140.722
Transportation of government passengers.....		FD	42212	134.497	137.054	132.203	136.547	140.453
Transportation of passengers for export.....		FD	42213	134.696	137.322	132.347	136.799	140.780
Transportation and warehousing of goods for final demand.....		FD	4222	165.086	163.961	165.065	163.095	162.088
Transportation and warehousing of finished goods ²		FD	42221	164.087	162.883	163.994	161.936	160.754
Transportation and warehousing of personal consumption goods.....		FD	422211	164.214	163.059	164.162	162.128	161.045
Transportation and warehousing of private capital equipment.....		FD	422212	163.580	162.182	163.325	161.172	159.583
Transportation and warehousing of government purchased goods.....		FD	42222	161.381	160.478	161.291	160.109	159.709
Transportation and warehousing of exports.....		FD	42223	169.406	168.413	169.575	167.620	166.863
Final demand services less trade, transportation, and warehousing.....		FD	421	128.957	129.259	129.896	130.252	130.986
Finished services less trade, transportation, and warehousing ²		FD	4211	129.497	129.808	130.378	130.727	131.396
Finished consumer services less trade, transportation, and warehousing.....		FD	42111	128.660	129.016	129.670	130.002	130.764
Private capital investment services less trade, transportation, and warehousing.....		FD	42112	137.228	137.142	136.968	137.480	137.450
Government purchased services less trade, transportation, and warehousing.....		FD	4212	120.546	120.657	121.049	121.265	121.986
Gov. purchased services less trade, transportation, and warehousing, excl. capital investment.....		FD	42121	121.024	121.169	121.630	121.816	122.534
Government purchased capital investment services less trade, transportation, and warehousing.....		FD	42122	108.354	107.784	106.759	107.596	108.415
Services for export less trade, transportation, and warehousing.....		FD	4213	131.543	131.935	133.816	134.433	136.128
Final demand construction.....		FD	43	168.701	173.126	173.296	173.368	176.225
Construction for private capital investment.....		FD	431	172.658	177.239	177.460	177.586	180.523
Construction for government.....		FD	432	161.302	165.440	165.519	165.495	168.199
Final Demand Special Groupings								
Final demand less exports.....	04/10	FD	49101	137.583	138.179	138.582	138.341	139.308
Final demand less government.....	04/10	FD	49102	138.055	138.469	138.961	138.819	139.660
Final demand less foods, food and nonalcoholic beverages for immediate consumption, and energy ¹	04/10	FD	49103	136.897	137.173	137.645	138.109	138.820
Final demand less foods and energy ⁴	04/10	FD	49104	136.618	136.873	137.318	137.776	138.450
Final demand less foods and food and nonalcoholic beverages for immediate consumption ⁴	04/10	FD	49105	137.832	138.255	138.455	138.175	139.291

See footnotes at end of table.

Table 3. Producer price indexes for Final Demand-Intermediate Demand groupings, seasonally adjusted — Continued

[January 2023, Index base Nov. 2009=100, unless otherwise indicated]

Grouping	Other index base	Commodity code		Seasonally adjusted index ¹				
		Group code	Item code	Sept. 2022	Oct. 2022 ^P	Nov. 2022 ^P	Dec. 2022 ^P	Jan. 2023 ^P
Final demand less foods ⁴	04/10	FD	49106	137.456	137.851	138.041	137.794	138.848
Final demand less energy	04/10	FD	49107	137.242	137.549	138.263	138.612	139.153
Final demand less trade services	01/10	FD	49108	136.088	136.579	137.064	136.393	137.444
Final demand less distributive services ⁵	01/10	FD	49109	135.018	135.569	136.031	135.408	136.553
Final demand goods less energy	01/10	FD	49111	139.897	140.093	141.457	141.285	141.545
Final demand goods less foods	04/10	FD	49112	139.269	139.768	139.322	137.153	139.511
Final demand services less trade services	04/10	FD	49113	130.454	130.727	131.236	131.555	132.248
Final demand distributive services ⁵	04/10	FD	49114	150.110	150.150	150.596	151.353	151.395
Final demand goods plus final demand distributive services ⁵	04/10	FD	49115	144.592	144.971	145.426	144.498	145.462
Final demand less foods, energy, and trade services ⁴	08/13	FD	49116	125.245	125.497	125.940	126.184	126.924
Private and government purchased capital equipment	08/13	FD	49117	124.274	124.705	125.152	125.515	126.370
Private and government purchased capital investment services	08/13	FD	49118	132.436	131.774	132.512	133.924	133.710
Total private and government purchased capital investment	08/13	FD	49119	131.676	131.942	132.502	133.339	133.894
Total finished ²	01/10	FD	49201	138.290	138.881	139.322	139.287	140.183
Total finished less foods, food and nonalcoholic beverages for immediate consumption, and energy ^{2, 4}	12/10	FD	49202	136.191	136.567	136.961	137.521	138.185
Total finished less foods and energy ^{2, 4}	01/10	FD	49203	137.011	137.383	137.783	138.336	139.008
Total finished less foods and food and nonalcoholic beverages for immediate consumption ^{2, 4}	12/10	FD	49204	136.383	136.900	137.032	137.075	138.088
Total finished less foods ^{2, 4}	01/10	FD	49205	137.741	138.254	138.393	138.433	139.461
Total finished less energy ²	01/10	FD	49206	137.648	138.109	138.818	139.260	139.809
Finished goods ²	00/82	FD	49207	253.708	255.793	257.049	253.950	257.494
Finished goods less energy ²	00/82	FD	49208	246.182	247.535	250.985	250.756	251.331
Finished goods, excluding foods ^{2, 4}	00/82	FD	49209	249.876	251.620	250.673	247.405	252.647
Finished services ²	01/10	FD	49210	135.811	136.107	136.451	137.067	137.607
Private capital investment services	04/10	FD	49211	142.639	141.932	142.687	144.059	143.836
Finished distributive services ^{2, 5}	04/10	FD	49212	148.512	148.678	148.822	149.786	149.892
Finished services less trade services ²	04/10	FD	49213	130.350	130.635	131.108	131.427	132.060
Finished services less distributive services ^{2, 5}	04/10	FD	49214	128.766	129.126	129.568	130.007	130.744
Total private capital investment (goods, services, and construction)	04/10	FD	49215	139.677	139.850	140.459	141.331	141.874
Finished goods plus finished distributive services ²	04/10	FD	49216	144.879	145.579	146.021	145.544	146.597
Total exports	04/10	FD	49301	140.201	139.636	140.422	139.680	140.204
Goods for export	00/82	FD	49302	238.571	236.924	237.401	234.991	235.394
Services for export	04/10	FD	49303	146.053	146.073	147.652	147.895	148.850
Total government purchases	04/10	FD	49401	137.487	138.165	138.212	135.927	137.641
Government purchased goods	00/82	FD	49402	243.311	244.747	243.811	234.689	239.865
Government purchased services	04/10	FD	49403	129.408	129.413	130.043	130.434	130.969
Total government purchased capital investment (goods, services, construction)	08/13	FD	49404	128.487	129.494	129.935	130.859	131.704
Government purchases, defense	05/15	FD	49405	124.805	125.202	125.169	122.606	124.301
Government purchases, non-defense	05/15	FD	49406	131.771	132.549	132.610	130.525	132.060
Personal consumption	01/10	FD	49501	137.881	138.564	138.968	138.732	139.712
Personal consumption goods (finished consumer goods)	00/82	FD	49502	274.236	276.908	278.373	273.571	277.888
Personal consumption goods less energy	00/82	FD	49503	267.126	268.824	273.979	273.184	273.091
Personal consumption goods less foods	00/82	FD	49504	275.930	278.276	276.215	270.458	277.848
Personal consumption nondurable goods less foods	00/82	FD	49508	313.941	317.244	314.041	305.665	316.110
Personal consumption services	04/10	FD	49505	134.244	134.687	134.969	135.471	136.128
Personal consumption less trade services	04/10	FD	49506	134.405	135.077	135.687	135.129	136.231
Personal consumption less distributive services ⁵	04/10	FD	49507	133.573	134.302	134.897	134.384	135.572
Personal consumption less foods and energy	04/14	FD	49510	125.724	126.114	126.433	126.867	127.519
Personal consumption less foods, energy, and trade services ³	04/14	FD	49511	122.004	122.307	122.844	123.126	123.859
Personal consumption less foods, energy, and distributive services ⁵	04/14	FD	49512	121.279	121.635	122.155	122.521	123.335
Personal consumption goods plus personal consumption distributive services ⁵	08/13	FD	49509	133.935	134.822	135.080	134.204	135.311
Intermediate Demand by Commodity Type								
Processed goods								
Processed goods for intermediate demand	00/82	ID6	1	270.348	269.665	268.436	261.584	264.216
Materials and components for manufacturing	00/82	ID6	11	241.875	239.101	238.594	237.264	236.548
Materials for manufacturing		ID6	111	154.901	152.113	151.457	150.028	148.900
Materials for food manufacturing	00/82	ID6	1111	259.041	259.902	262.306	260.474	261.041
Materials for nondurable manufacturing	00/82	ID6	1112	288.924	284.655	282.912	281.134	277.927
Materials for durable manufacturing	00/82	ID6	1113	295.938	287.185	285.035	281.044	279.059
Components for manufacturing	00/82	ID6	112	184.693	184.788	185.127	185.373	186.263
Components for nondurable manufacturing		ID6	1121	148.401	148.174	148.438	148.216	148.195
Components for durable manufacturing		ID6	1122	130.127	130.208	130.447	130.641	131.302
Materials and components for construction	00/82	ID6	12	351.765	351.267	350.550	349.334	348.700
Materials for construction		ID6	121	168.379	167.808	167.582	166.461	165.787
Components for construction		ID6	122	177.983	177.989	177.536	177.339	177.302
Processed fuels and lubricants for intermediate demand	00/82	ID6	13	291.166	295.606	290.272	260.275	274.453
Processed fuels and lubricants to manufacturing industries	00/82	ID6	131	291.939	295.616	290.604	270.430	282.487

See footnotes at end of table.

Table 3. Producer price indexes for Final Demand-Intermediate Demand groupings, seasonally adjusted — Continued

[January 2023, Index base Nov. 2009=100, unless otherwise indicated]

Grouping	Other index base	Commodity code		Seasonally adjusted index ¹				
		Group code	Item code	Sept. 2022	Oct. 2022 ^P	Nov. 2022 ^P	Dec. 2022 ^P	Jan. 2023 ^P
Processed fuels and lubricants to nonmanufacturing industries.....	00/82	ID6	132	291.428	296.126	290.677	257.408	272.254
Containers for intermediate demand.....	00/82	ID6	14	314.556	314.517	315.077	315.119	314.277
Supplies for intermediate demand.....	00/82	ID6	15	253.204	252.305	252.855	252.772	253.615
Supplies to manufacturing industries.....	00/82	ID6	151	249.731	248.462	247.887	248.019	247.415
Supplies to nonmanufacturing industries.....	00/82	ID6	152	251.733	250.899	251.620	251.504	252.565
Supplies to nonmanufacturing industries, feeds.....	00/82	ID6	1521	259.649	256.258	256.843	255.556	254.771
Supplies to nonmanufacturing industries, other than feeds.....	00/82	ID6	1522	252.942	252.358	253.099	253.100	254.308
Unprocessed goods								
Unprocessed goods for intermediate demand.....	00/82	ID6	2	332.763	300.554	291.139	295.568	280.721
Unprocessed foodstuffs and feedstuffs.....	00/82	ID6	21	258.294	256.408	256.322	255.807	243.806
Unprocessed nonfood materials.....	00/82	ID6	22	370.272	319.551	304.426	311.899	295.529
Unprocessed nonfood materials except fuel.....	00/82	ID6	221	363.677	359.931	353.808	326.485	324.582
Unprocessed nonfood materials except fuel to manufacturing industries.....	00/82	ID6	2211	339.155	335.457	329.451	302.653	300.615
Unprocessed nonfood materials except fuel to nonmanufacturing industries.....	00/82	ID6	2212	327.575	328.417	328.999	331.619	337.079
Unprocessed fuel.....	00/82	ID6	222	349.356	242.424	216.956	268.454	224.949
Unprocessed fuel to manufacturing industries.....	00/82	ID6	2221	322.875	285.224	272.562	274.081	260.991
Unprocessed fuel to nonmanufacturing industries.....	00/82	ID6	2222	360.944	246.796	219.831	275.801	229.374
Services								
Services for intermediate demand.....		ID6	3	141.189	141.776	143.022	142.990	143.720
Trade services for intermediate demand ⁵		ID6	33	169.363	169.309	171.315	169.144	168.125
Trade services for manufacturing industries.....	12/12	ID6	331	154.085	153.953	155.774	153.484	153.656
Trade services for nonmanufacturing industries.....	12/12	ID6	332	151.331	151.366	153.162	151.538	149.563
Transportation and warehousing services for intermediate demand.....		ID6	32	158.156	159.185	157.158	157.471	158.036
Transportation of passengers for intermediate demand.....		ID6	321	134.561	137.116	132.268	136.610	140.514
Transportation of passengers for manufacturing industries.....		ID6	3211	134.674	137.297	132.326	136.775	140.754
Transportation of passengers for nonmanufacturing industries.....		ID6	3212	134.608	137.155	132.322	136.651	140.548
Transportation and warehousing of goods for intermediate demand.....		ID6	322	160.721	161.585	159.863	159.740	160.002
Transportation and warehousing of goods for manufacturing industries.....	12/12	ID6	3221	136.865	136.030	136.650	135.396	134.900
Transportation and warehousing of goods for nonmanufacturing industries.....	12/12	ID6	3222	142.603	143.802	141.700	141.908	142.362
Services less trade, transportation, and warehousing for intermediate demand.....		ID6	31	130.551	131.242	132.834	133.337	134.470
Services less trade, transportation, and warehousing for manufacturing industries.....		ID6	311	124.044	124.536	124.746	124.915	126.213
Services less trade, transportation, and warehousing for nonmanufacturing industries.....		ID6	312	130.754	131.451	133.092	133.606	134.733
Construction								
Construction for intermediate demand.....		ID6	4	140.291	141.124	141.290	141.367	142.438
Intermediate Demand by Commodity Type Special Groupings								
Processed materials less foods and feeds.....	00/82	ID6	9111	271.858	271.146	269.616	262.274	265.094
Processed foods and feeds.....	00/82	ID6	9112	255.149	254.763	256.744	255.136	255.928
Processed energy goods.....	00/82	ID6	9113	292.518	296.979	291.620	261.484	275.726
Processed materials less energy.....	00/82	ID6	9118	261.526	259.559	259.383	258.463	258.216
Processed materials less foods and energy.....	00/82	ID6	9115	261.822	259.672	259.240	258.405	257.905
Intermediate distributive services ⁶	04/10	ID6	9116	163.118	163.386	164.051	162.637	162.198
Processed goods plus intermediate distributive services.....	04/10	ID6	9117	151.356	151.152	150.833	147.712	148.627
Unprocessed materials less agricultural products.....	00/82	ID6	9211	375.746	320.578	304.251	315.758	296.359
Unprocessed energy materials ⁷	00/82	ID6	9212	321.522	263.221	245.720	259.010	236.884
Unprocessed materials less energy.....	00/82	ID6	9213	314.155	308.193	307.221	304.936	296.433
Unprocessed nonfood materials less energy ⁸	00/82	ID6	9216	480.750	460.748	456.885	449.120	453.037
Intermediate Demand by Production Flow								
Stage 4 Intermediate Demand								
Stage 4 intermediate demand.....		ID5	4	146.143	146.251	146.945	146.350	147.290
Inputs to stage 4 goods producers.....		ID5	41	146.400	146.068	146.566	145.784	145.854
Goods.....		ID5	411	141.515	141.040	141.047	140.611	140.663
Foods.....		ID5	4111	160.626	160.380	160.788	157.955	158.445
Energy.....		ID5	4112	165.013	176.170	180.696	179.703	172.663
Goods excluding foods and energy.....		ID5	4113	138.482	137.871	137.779	137.708	137.752
Services.....		ID5	412	162.847	162.908	164.778	163.018	163.112
Trade services.....		ID5	4123	173.611	173.645	176.092	173.696	173.406
Transportation and warehousing services.....		ID5	4122	140.536	140.012	139.775	139.768	140.167
Transportation of passengers.....		ID5	41221	134.695	137.321	132.346	136.798	140.779
Transportation and warehousing of goods.....		ID5	41222	150.987	149.812	150.486	149.606	149.327
Services less trade, transportation, and warehousing.....		ID5	4121	125.640	125.980	126.249	126.423	127.383
Inputs to stage 4 services producers.....		ID5	42	141.107	141.418	142.461	142.492	143.990

See footnotes at end of table.

Table 3. Producer price indexes for Final Demand-Intermediate Demand groupings, seasonally adjusted — Continued

[January 2023, Index base Nov. 2009=100, unless otherwise indicated]

Grouping	Other index base	Commodity code		Seasonally adjusted index ¹				
		Group code	Item code	Sept. 2022	Oct. 2022 ^P	Nov. 2022 ^P	Dec. 2022 ^P	Jan. 2023 ^P
Goods.....		ID5	421	147.477	147.528	147.283	146.023	148.380
Foods.....		ID5	4211	152.647	150.996	152.572	150.741	151.047
Energy.....		ID5	4212	146.884	147.600	145.397	142.029	148.179
Goods excluding foods and energy.....		ID5	4213	145.727	145.920	146.182	146.206	146.812
Services.....		ID5	422	138.666	139.070	140.578	141.075	142.315
Trade services.....		ID5	4223	158.473	158.535	160.435	158.549	158.740
Transportation and warehousing services.....		ID5	4222	149.024	150.127	148.455	150.577	152.769
Transportation of passengers.....		ID5	42221	134.186	136.781	131.863	136.265	140.208
Transportation and warehousing of goods.....		ID5	42222	152.182	153.013	151.934	153.642	155.544
Services less trade, transportation, and warehousing.....		ID5	4221	134.427	134.804	136.573	137.222	138.464
Construction.....		ID5	423	140.291	141.124	141.290	141.367	142.438
Inputs to stage 4 construction producers.....		ID5	43	163.793	164.157	163.922	161.276	161.763
Goods.....		ID5	431	168.399	168.926	168.251	165.407	166.334
Energy.....		ID5	4312	185.303	192.509	185.903	158.870	169.580
Goods excluding foods and energy.....		ID5	4313	170.668	170.556	170.444	169.892	169.841
Services.....		ID5	432	152.049	152.024	152.838	150.676	150.051
Trade services.....		ID5	4323	170.313	170.435	171.634	167.263	166.261
Transportation and warehousing services.....		ID5	4322	158.649	157.339	158.261	156.498	155.235
Transportation of passengers.....		ID5	43221	140.408	143.138	137.965	142.595	146.738
Transportation and warehousing of goods.....		ID5	43222	159.937	158.511	159.601	157.659	156.262
Services less trade, transportation, and warehousing.....		ID5	4321	128.093	128.359	128.722	128.754	128.810
Stage 3 Intermediate Demand								
Stage 3 intermediate demand.....		ID5	3	152.767	152.633	152.073	148.985	149.246
Inputs to stage 3 goods producers.....		ID5	31	168.062	166.037	164.930	162.778	160.780
Goods.....		ID5	311	166.038	163.609	162.043	159.852	157.386
Foods.....		ID5	3111	193.387	191.392	189.975	189.094	181.468
Energy.....		ID5	3112	183.552	188.061	184.358	153.233	159.866
Goods excluding foods and energy.....		ID5	3113	157.807	154.695	153.163	152.214	151.378
Services.....		ID5	312	164.233	164.036	164.913	163.075	163.066
Trade services.....		ID5	3123	168.494	168.378	169.480	166.933	167.002
Transportation and warehousing services.....		ID5	3122	158.739	157.895	158.584	157.407	156.669
Transportation of passengers.....		ID5	31221	143.413	146.207	140.913	145.650	149.887
Transportation and warehousing of goods.....		ID5	31222	159.365	158.312	159.347	157.828	156.820
Services less trade, transportation, and warehousing.....		ID5	3121	129.208	129.858	130.125	129.932	131.046
Inputs to stage 3 services producers.....		ID5	32	140.289	141.701	141.574	137.731	139.678
Goods.....		ID5	321	149.628	152.779	150.721	132.590	139.523
Foods.....		ID5	3211	162.817	160.917	162.436	161.724	166.058
Energy.....		ID5	3212	164.916	170.119	166.427	136.478	147.668
Goods excluding foods and energy.....		ID5	3213	135.624	135.651	136.123	136.196	136.544
Services.....		ID5	322	137.044	137.921	138.394	138.952	139.636
Trade services.....		ID5	3223	191.564	190.573	192.912	191.843	191.034
Transportation and warehousing services.....		ID5	3222	162.535	164.732	161.036	161.488	162.118
Transportation of passengers.....		ID5	32221	104.462	104.408	104.310	104.492	104.497
Transportation and warehousing of goods.....		ID5	32222	163.038	165.248	161.531	161.985	162.617
Services less trade, transportation, and warehousing.....		ID5	3221	127.281	127.952	129.386	130.092	130.871
Construction.....		ID5	323	140.291	141.124	141.290	141.367	142.438
Inputs to stage 3 construction producers.....		ID5	33	143.558	144.094	144.222	140.478	138.928
Goods.....		ID5	331	138.489	137.784	136.864	135.974	135.520
Goods excluding foods and energy.....		ID5	3313	176.469	175.570	174.398	173.264	172.684
Services.....		ID5	332	168.206	169.898	170.960	164.199	161.454
Trade services.....		ID5	3323	173.297	175.118	176.264	168.937	165.821
Transportation and warehousing services.....		ID5	3322	115.859	115.270	115.464	115.312	116.065
Transportation and warehousing of goods.....		ID5	33222	122.294	121.672	121.876	121.716	122.511
Services less trade, transportation, and warehousing.....		ID5	3321	121.157	121.883	121.948	121.537	122.892
Stage 2 Intermediate Demand								
Stage 2 intermediate demand.....		ID5	2	147.849	140.855	139.424	141.050	138.898
Inputs to stage 2 goods producers.....		ID5	21	150.755	137.619	134.322	136.513	131.910
Goods.....		ID5	211	156.015	139.049	134.611	137.519	131.274
Foods.....		ID5	2111	181.478	175.180	176.588	175.529	171.582
Energy.....		ID5	2112	142.218	116.643	109.183	114.319	104.875
Goods excluding foods and energy.....		ID5	2113	150.028	147.180	147.131	146.802	146.530
Services.....		ID5	212	145.684	146.320	147.222	146.785	147.138
Trade services.....		ID5	2123	164.579	165.069	166.307	164.670	163.169
Transportation and warehousing services.....		ID5	2122	168.000	168.216	167.664	167.081	167.772
Transportation of passengers.....		ID5	21221	135.149	137.620	132.922	137.134	140.953
Transportation and warehousing of goods.....		ID5	21222	169.955	169.984	169.775	168.801	169.387
Services less trade, transportation, and warehousing.....		ID5	2121	126.626	127.853	129.435	130.701	132.959
Construction.....		ID5	213	140.291	141.124	141.290	141.367	142.438

See footnotes at end of table.

Table 3. Producer price indexes for Final Demand-Intermediate Demand groupings, seasonally adjusted — Continued

[January 2023, Index base Nov. 2009=100, unless otherwise indicated]

Grouping	Other index base	Commodity code		Seasonally adjusted index ¹				
		Group code	Item code	Sept. 2022	Oct. 2022 ^P	Nov. 2022 ^P	Dec. 2022 ^P	Jan. 2023 ^P
Inputs to stage 2 services producers.....		ID5	22	138.938	139.950	140.926	141.780	142.771
Goods.....		ID5	221	148.192	147.700	147.413	146.266	146.845
Foods.....		ID5	2211	136.874	133.385	132.373	130.762	128.463
Energy.....		ID5	2212	196.786	196.562	190.836	169.132	182.862
Goods excluding foods and energy.....		ID5	2213	145.597	145.106	145.161	145.288	145.038
Services.....		ID5	222	137.226	138.460	139.651	140.825	141.865
Trade services.....		ID5	2223	181.805	179.662	183.924	195.171	183.653
Transportation and warehousing services.....		ID5	2222	159.259	164.031	152.727	153.964	150.747
Transportation of passengers.....		ID5	22221	135.126	137.733	132.791	137.215	141.180
Transportation and warehousing of goods.....		ID5	22222	164.347	169.542	157.002	157.643	153.100
Services less trade, transportation, and warehousing.....		ID5	2221	134.374	135.552	137.534	138.112	140.055
Construction.....		ID5	223	140.291	141.124	141.290	141.367	142.438
Stage 1 Intermediate Demand								
Stage 1 intermediate demand.....		ID5	1	148.082	148.196	148.496	145.877	146.583
Inputs to stage 1 goods producers.....		ID5	11	153.573	151.646	151.132	148.909	148.954
Goods.....		ID5	111	155.372	152.806	151.718	149.376	149.077
Foods.....		ID5	1111	182.539	176.734	174.812	170.940	170.369
Energy.....		ID5	1112	149.785	149.470	148.231	141.278	144.912
Goods excluding foods and energy.....		ID5	1113	156.092	153.477	152.538	151.487	150.301
Services.....		ID5	112	152.601	152.333	153.341	151.384	152.377
Trade services.....		ID5	1123	167.875	167.450	169.065	165.780	167.048
Transportation and warehousing services.....		ID5	1122	159.958	159.898	158.207	158.335	160.174
Transportation of passengers.....		ID5	11221	134.670	137.295	132.321	136.772	140.753
Transportation and warehousing of goods.....		ID5	11222	164.252	163.699	162.615	161.948	163.157
Services less trade, transportation, and warehousing.....		ID5	1121	107.311	107.266	107.747	107.574	107.936
Construction.....		ID5	113	140.291	141.124	141.290	141.367	142.438
Inputs to stage 1 services producers.....		ID5	12	143.284	144.423	145.267	142.971	144.244
Goods.....		ID5	121	153.854	155.753	154.981	147.397	150.926
Foods.....		ID5	1211	177.182	213.968	211.594	229.204	223.969
Energy.....		ID5	1212	186.267	191.390	188.188	162.830	172.109
Goods excluding foods and energy.....		ID5	1213	146.456	146.711	147.088	147.608	148.737
Services.....		ID5	122	137.693	138.449	140.100	140.452	140.798
Trade services.....		ID5	1223	169.947	168.293	171.611	172.151	169.454
Transportation and warehousing services.....		ID5	1222	142.606	143.758	142.208	143.341	145.832
Transportation of passengers.....		ID5	12221	134.589	137.213	132.242	136.690	140.668
Transportation and warehousing of goods.....		ID5	12222	162.122	162.556	162.792	162.156	164.138
Services less trade, transportation, and warehousing.....		ID5	1221	132.192	133.173	135.037	135.261	135.584
Construction.....		ID5	123	140.291	141.124	141.290	141.367	142.438
Inputs to stage 1 construction producers.....		ID5	13	166.623	167.756	167.864	162.465	162.447
Goods.....		ID5	131	168.444	169.675	169.282	163.966	165.190
Energy.....		ID5	1312	193.072	204.261	200.767	154.602	166.618
Goods excluding foods and energy.....		ID5	1313	167.909	167.862	167.867	167.788	167.743
Services.....		ID5	132	163.064	164.002	165.100	159.535	156.776
Trade services.....		ID5	1323	168.794	170.182	171.322	164.916	162.063
Transportation and warehousing services.....		ID5	1322	133.474	132.288	133.219	131.269	129.797
Transportation and warehousing of goods.....		ID5	13222	138.062	136.835	137.798	135.780	134.259
Services less trade, transportation, and warehousing.....		ID5	1321	132.952	133.493	133.858	134.270	133.701
Intermediate Demand by Production Flow Special Groupings								
Total goods inputs to stage 4 intermediate demand.....	04/10	ID5	9411	145.569	145.447	145.251	144.125	145.051
Total services inputs to stage 4 intermediate demand.....	04/10	ID5	9412	143.005	143.317	144.824	144.744	145.692
Total construction inputs to stage 4 intermediate demand.....	04/10	ID5	9413	139.129	139.955	140.120	140.196	141.258
Total foods inputs to stage 4 intermediate demand.....	04/10	ID5	9414	153.750	152.928	153.810	151.455	151.862
Total energy goods inputs to stage 4 intermediate demand.....	04/10	ID5	9415	140.959	142.901	140.449	133.967	139.889
Total goods less foods and energy inputs to stage 4 intermediate demand.....	04/10	ID5	9416	146.206	145.882	145.861	145.702	145.844
Total goods inputs to stage 3 intermediate demand.....	04/10	ID5	9311	153.665	152.743	151.137	145.135	145.101
Total services inputs to stage 3 intermediate demand.....	04/10	ID5	9312	140.850	141.536	142.085	142.103	142.628
Total construction inputs to stage 3 intermediate demand.....	04/10	ID5	9313	139.129	139.955	140.120	140.196	141.258
Total foods inputs to stage 3 intermediate demand.....	04/10	ID5	9314	171.892	170.117	168.878	168.095	161.399
Total energy goods inputs to stage 3 intermediate demand.....	04/10	ID5	9315	164.570	169.553	165.935	136.410	146.684
Total goods less foods and energy inputs to stage 3 intermediate demand.....	04/10	ID5	9316	148.106	145.628	144.465	143.705	143.088
Total goods inputs to stage 2 intermediate demand.....	04/10	ID5	9211	147.756	133.196	129.372	131.748	126.473
Total services inputs to stage 2 intermediate demand.....	04/10	ID5	9212	139.632	140.742	141.876	142.707	143.585
Total construction inputs to stage 2 intermediate demand.....	04/10	ID5	9213	139.129	139.955	140.120	140.196	141.258
Total foods inputs to stage 2 intermediate demand.....	04/10	ID5	9214	181.982	175.681	177.068	175.996	172.040
Total energy goods inputs to stage 2 intermediate demand.....	04/10	ID5	9215	139.853	115.107	107.824	112.543	103.544
Total goods less foods and energy inputs to stage 2 intermediate demand.....	04/10	ID5	9216	140.506	138.329	138.306	138.093	137.842
Total goods inputs to stage 1 intermediate demand.....	04/10	ID5	9111	139.585	139.215	138.442	134.323	135.420

See footnotes at end of table.

Table 3. Producer price indexes for Final Demand-Intermediate Demand groupings, seasonally adjusted — Continued

[January 2023, Index base Nov. 2009=100, unless otherwise indicated]

Grouping	Other index base	Commodity code		Seasonally adjusted index ¹				
		Group code	Item code	Sept. 2022	Oct. 2022 ^p	Nov. 2022 ^p	Dec. 2022 ^p	Jan. 2023 ^p
Total services inputs to stage 1 intermediate demand.....	04/10	ID5	9112	141.368	141.942	143.416	142.858	143.090
Total construction inputs to stage 1 intermediate demand.....	04/10	ID5	9117	139.129	139.955	140.120	140.196	141.258
Total foods inputs to stage 1 intermediate demand.....	04/10	ID5	9114	171.799	167.163	165.345	162.118	161.463
Total energy goods inputs to stage 1 intermediate demand.....	04/10	ID5	9115	166.477	169.939	167.544	148.095	154.977
Total goods less foods and energy inputs to stage 1 intermediate demand.....	04/10	ID5	9116	128.867	127.903	127.638	127.356	127.170

¹ All indexes are subject to revision for 4 months after their originally scheduled publication to incorporate late reports and corrections by survey respondents. In addition, seasonally adjusted indexes are subject to change for up to 5 years due to the recalculation of seasonal factors published each January.

² PPI defines Total finished as including only the personal consumption and private capital investment portions of final demand.

³ Trade indexes measure changes in margins received by wholesalers and retailers.

⁴ The PPI definition of foods does not include food and beverages for immediate consumption. PPI defines food and beverages for immediate consumption as the service of preparing meals, snacks, and beverages to customer order for immediate on-premises and off-premises consumption.

⁵ Distributive services include transportation, warehousing, and trade of goods.

⁶ Includes intermediate trade, transportation, and warehousing services.

⁷ Includes crude petroleum.

⁸ Excludes crude petroleum.

p Preliminary

"/" Data not available.

Table 4. Producer price index percentage changes and weights for Final Demand-Intermediate Demand groupings, not seasonally adjusted
[January 2023]

Title	Commodity code		Relative Importance Dec. 2022 ¹	Unadjusted 12-month percent change ² Jan. 2022 to Jan. 2023 ^P	Unadjusted 1-month percent change ²				
	Group code	Item code			Aug. to Sept.	Sept. to Oct. ^P	Oct. to Nov. ^P	Nov. to Dec. ^P	Dec. to Jan. ^P
Final Demand									
Final demand.....	FD	4	100.000	6.0	0.1	0.5	0.0	-0.6	0.9
Final demand goods.....	FD	41	30.721	7.5	-0.1	0.4	-0.1	-2.1	1.5
Final demand foods.....	FD	411	5.953	11.6	0.8	0.4	3.3	-1.0	-0.8
Finished consumer foods ³	FD	4111	4.521	12.6	1.0	0.9	3.6	-1.0	-1.0
Finished consumer foods, crude.....	FD	41113	0.606	44.0	9.3	14.3	22.5	-1.2	-16.5
Finished consumer foods, processed.....	FD	41112	3.915	8.9	0.1	-0.8	0.9	-1.0	1.4
Government purchased foods.....	FD	4112	0.408	7.9	-0.3	-0.5	0.8	-0.5	0.2
Foods for export.....	FD	4113	1.024	8.4	0.6	-1.8	2.9	-1.3	-0.6
Final demand energy.....	FD	412	5.845	10.4	-0.8	1.4	-3.9	-10.1	6.3
Finished consumer energy goods ³	FD	4121	4.458	8.3	-1.7	1.3	-4.2	-8.8	6.7
Government purchased energy.....	FD	4122	0.933	20.0	2.9	2.3	-3.2	-14.7	7.0
Energy for export.....	FD	4123	0.454	16.5	0.9	-0.2	-2.0	-13.7	1.2
Final demand goods less foods and energy.....	FD	413	18.922	5.6	-0.1	0.1	0.2	0.1	0.8
Finished goods less foods and energy ³	FD	4131	10.796	7.4	0.2	0.5	0.4	0.2	0.9
Finished consumer goods less foods and energy.....	FD	41311	5.749	6.9	0.2	0.3	0.5	0.1	1.0
Nondurable consumer goods less foods and energy.....	FD	413111	3.454	7.5	0.2	0.2	0.7	0.0	1.3
Durable consumer goods.....	FD	413112	2.295	6.0	0.1	0.6	0.3	0.3	0.5
Private capital equipment.....	FD	41312	5.047	7.9	0.3	0.6	0.3	0.3	0.9
Private capital equipment for manufacturing industries.....	FD	413121	1.225	9.5	0.3	0.4	0.4	0.3	1.0
Private capital equipment for nonmanufacturing industries.....	FD	413122	3.822	7.5	0.3	0.7	0.3	0.3	0.8
Government purchased goods, excluding foods and energy.....	FD	4132	1.972	5.7	-0.2	-0.1	0.1	0.1	0.7
Government purchased goods excluding foods, energy, and capital equipment.....	FD	41321	1.163	6.9	-0.2	-0.2	0.0	0.1	0.7
Government purchased capital equipment.....	FD	41322	0.809	4.0	-0.1	0.1	0.2	0.2	0.7
Goods for export, excluding foods and energy.....	FD	4133	6.154	2.4	-0.6	-0.6	-0.1	0.0	0.7
Final demand services.....	FD	42	66.603	5.0	0.1	0.5	0.0	0.2	0.6
Final demand trade services ⁴	FD	423	19.642	8.2	0.1	0.6	-0.3	0.3	0.0
Trade of finished goods ³	FD	4231	16.988	8.1	0.0	0.7	-0.6	0.3	0.1
Trade of personal consumption goods.....	FD	42311	13.855	8.1	-0.1	1.1	-1.0	0.0	0.2
Trade of private capital equipment.....	FD	42312	3.133	8.2	0.4	-1.0	1.2	1.8	-0.5
Trade of government purchased goods.....	FD	4232	0.746	9.9	0.7	-0.4	1.5	0.6	-0.4
Trade of government purchased goods, excluding capital equipment.....	FD	42321	0.463	8.8	0.6	-0.2	1.3	-1.4	-0.2
Trade of government purchased capital equipment.....	FD	42322	0.283	11.8	0.9	-0.6	1.8	3.7	-0.8
Trade of exports.....	FD	4233	1.908	8.1	0.6	-0.3	1.5	0.0	0.0
Final demand transportation and warehousing services.....	FD	422	5.218	11.3	-0.8	1.0	-0.9	-0.2	0.4
Transportation of passengers for final demand.....	FD	4221	1.282	28.0	-2.7	6.1	-5.2	2.7	2.3
Transportation of private passengers.....	FD	42211	0.865	27.9	-2.7	6.1	-5.2	2.7	2.3
Transportation of government passengers.....	FD	42212	0.103	27.6	-2.7	6.1	-5.2	2.7	2.2
Transportation of passengers for export.....	FD	42213	0.314	28.3	-2.7	6.2	-5.3	2.8	2.3
Transportation and warehousing of goods for final demand.....	FD	4222	3.936	6.2	-0.1	-0.7	0.7	-1.2	-0.3
Transportation and warehousing of finished goods ³	FD	42221	2.565	5.9	-0.1	-0.8	0.7	-1.3	-0.6
Transportation and warehousing of personal consumption goods.....	FD	422211	2.062	6.0	-0.1	-0.7	0.7	-1.3	-0.5
Transportation and warehousing of private capital equipment.....	FD	422212	0.503	5.7	-0.2	-0.9	0.7	-1.3	-1.0
Transportation and warehousing of government purchased goods.....	FD	42222	0.233	6.8	0.4	-0.6	0.5	-0.7	-0.3
Transportation and warehousing of exports.....	FD	42223	1.138	6.5	-0.1	-0.7	0.6	-1.3	0.5
Final demand services less trade, transportation, and warehousing.....	FD	421	41.742	2.7	0.3	0.3	0.3	0.1	0.8
Finished services less trade, transportation, and warehousing ³	FD	4211	36.483	2.6	0.3	0.4	0.2	0.1	0.8
Finished consumer services less trade, transportation, and warehousing.....	FD	42111	32.129	2.5	0.2	0.4	0.3	0.1	0.8
Private capital investment services less trade, transportation, and warehousing.....	FD	42112	4.354	3.9	0.8	-0.2	-0.2	0.2	0.2
Government purchased services less trade, transportation, and warehousing.....	FD	4212	2.674	1.8	0.3	0.2	0.2	0.1	0.9
Gov. purchased services less trade, transportation, and warehousing, excl. capital investment.....	FD	42121	2.515	1.9	0.3	0.2	0.3	0.0	1.0
Government purchased capital investment services less trade, transportation, and warehousing.....	FD	42122	0.159	0.2	0.6	-0.5	-1.0	0.8	0.8
Services for export less trade, transportation, and warehousing.....	FD	4213	2.585	4.0	0.8	0.1	1.6	0.3	1.8
Final demand construction.....	FD	43	2.676	16.6	0.2	2.6	0.1	0.0	1.6
Construction for private capital investment.....	FD	431	1.861	17.5	0.2	2.7	0.1	0.1	1.7
Construction for government.....	FD	432	0.815	14.8	0.3	2.6	0.0	0.0	1.6
Special Groupings of Final Demand									
Final demand less exports.....	FD	49101	86.423	6.2	0.1	0.6	-0.1	-0.6	0.9
Final demand less government.....	FD	49102	92.116	5.9	0.0	0.5	0.0	-0.5	0.8

See footnotes at end of table.

Table 4. Producer price index percentage changes and weights for Final Demand-Intermediate Demand groupings, not seasonally adjusted — Continued
[January 2023]

Title	Commodity code		Relative Importance Dec. 2022 ¹	Unadjusted 12-month percent change ² Jan. 2022 to Jan. 2023 ^P	Unadjusted 1-month percent change ²				
	Group code	Item code			Aug. to Sept.	Sept. to Oct. ^P	Oct. to Nov. ^P	Nov. to Dec. ^P	Dec. to Jan. ^P
Final demand less foods, food and nonalcoholic beverages for immediate consumption, and energy ⁵	FD	49103	87.788	5.5	0.1	0.4	0.1	0.1	0.7
Final demand less foods and energy ⁵	FD	49104	88.202	5.4	0.1	0.4	0.1	0.1	0.7
Final demand less foods and food and nonalcoholic beverages for immediate consumption ⁵	FD	49105	93.633	5.8	0.0	0.5	-0.2	-0.6	1.0
Final demand less foods ⁵	FD	49106	94.047	5.7	0.0	0.5	-0.2	-0.6	1.0
Final demand less energy.....	FD	49107	94.155	5.8	0.1	0.4	0.3	0.1	0.6
Final demand less trade services.....	FD	49108	80.358	5.5	0.1	0.5	0.1	-0.9	1.1
Final demand less distributive services ⁶	FD	49109	76.422	5.4	0.1	0.5	0.0	-0.8	1.2
Final demand goods less energy.....	FD	49111	24.875	6.8	0.1	0.1	0.9	-0.1	0.4
Final demand goods less foods.....	FD	49112	24.767	6.7	-0.3	0.4	-0.8	-2.3	2.1
Final demand services less trade services.....	FD	49113	46.960	3.5	0.2	0.4	0.2	0.1	0.8
Final demand distributive services ⁶	FD	49114	23.578	7.9	0.0	0.4	-0.2	0.1	0.0
Final demand goods plus final demand distributive services ⁶	FD	49115	54.298	7.7	0.0	0.4	-0.1	-1.2	0.9
Final demand less foods, energy, and trade services ⁵	FD	49116	68.560	4.5	0.1	0.4	0.2	0.1	0.8
Private and government purchased capital equipment.....	FD	49117	5.856	7.4	0.2	0.6	0.3	0.3	0.8
Private and government purchased capital investment services.....	FD	49118	8.432	6.1	0.6	-0.6	0.5	1.0	-0.2
Total private and government purchased capital investment.....	FD	49119	14.288	7.8	0.4	0.2	0.4	0.6	0.5
Total finished ³	FD	49201	78.537	6.0	0.1	0.6	-0.1	-0.5	0.9
Total finished less foods, food and nonalcoholic beverages for immediate consumption, and energy ^{3,5}	FD	49202	69.149	5.5	0.1	0.6	0.0	0.2	0.6
Total finished less foods and energy ^{3,5}	FD	49203	69.558	5.5	0.1	0.5	0.0	0.2	0.6
Total finished less foods and food and nonalcoholic beverages for immediate consumption ^{3,5}	FD	49204	73.607	5.7	0.0	0.6	-0.3	-0.5	1.0
Total finished less foods ^{3,5}	FD	49205	74.016	5.6	0.0	0.6	-0.3	-0.5	1.0
Total finished less energy ³	FD	49206	74.079	5.9	0.2	0.6	0.2	0.1	0.5
Finished goods ³	FD	49207	19.775	8.7	-0.1	0.8	0.0	-2.2	1.8
Finished goods less energy ³	FD	49208	15.317	8.8	0.4	0.6	1.3	-0.1	0.3
Finished goods, excluding foods ^{3,5}	FD	49209	15.254	7.7	-0.4	0.7	-1.0	-2.5	2.6
Finished services ³	FD	49210	56.901	4.8	0.1	0.5	-0.1	0.2	0.5
Private capital investment services.....	FD	49211	7.990	6.0	0.6	-0.6	0.5	0.9	-0.2
Finished distributive services ^{3,6}	FD	49212	19.553	7.9	0.0	0.6	-0.5	0.2	0.0
Finished services less trade services ³	FD	49213	39.913	3.3	0.2	0.4	0.1	0.1	0.7
Finished services less distributive services ^{3,6}	FD	49214	37.348	3.1	0.2	0.5	0.1	0.2	0.8
Total private capital investment (goods, services, and construction).....	FD	49215	14.898	7.7	0.4	0.2	0.4	0.6	0.4
Finished goods plus finished distributive services ^{3,6}	FD	49216	39.328	8.3	-0.1	0.7	-0.2	-1.1	0.9
Total exports.....	FD	49301	13.577	5.1	-0.1	-0.4	0.5	-0.5	0.7
Goods for export.....	FD	49302	7.632	3.7	-0.4	-0.7	0.1	-0.9	0.6
Services for export.....	FD	49303	5.945	7.0	0.4	0.1	1.0	0.0	1.0
Total government purchases.....	FD	49401	7.884	7.6	0.5	0.6	-0.2	-1.9	1.5
Government purchased goods.....	FD	49402	3.313	9.7	0.7	0.6	-0.8	-4.3	2.4
Government purchased services.....	FD	49403	3.756	4.5	0.4	0.2	0.4	0.2	0.6
Total government purchased capital investment (goods, services, construction).....	FD	49404	2.066	8.5	0.2	0.8	0.3	0.7	0.8
Government purchases, defense.....	FD	49405	2.342	6.9	0.4	0.5	-0.2	-2.2	1.6
Government purchases, non-defense.....	FD	49406	5.542	7.9	0.6	0.6	-0.2	-1.9	1.4
Personal consumption.....	FD	49501	63.639	5.7	0.0	0.7	-0.2	-0.7	1.0
Personal consumption goods (finished consumer goods).....	FD	49502	14.728	9.0	-0.2	0.8	-0.2	-3.0	2.1
Personal consumption goods less energy.....	FD	49503	10.270	9.2	0.5	0.6	1.8	-0.4	0.1
Personal consumption goods less foods.....	FD	49504	10.207	7.6	-0.7	0.8	-1.6	-3.9	3.5
Personal consumption nondurable goods less foods.....	FD	49508	7.912	8.1	-0.9	0.9	-2.1	-4.9	4.3
Personal consumption services.....	FD	49505	48.911	4.6	0.0	0.7	-0.2	0.1	0.6
Personal consumption less trade services.....	FD	49506	49.784	5.0	0.0	0.6	0.0	-1.0	1.2
Personal consumption less distributive services ⁶	FD	49507	47.722	4.9	0.0	0.7	0.0	-0.9	1.3
Personal consumption less foods and energy.....	FD	49510	54.660	4.9	0.1	0.6	-0.1	0.1	0.7
Personal consumption less foods, energy, and trade services ⁴	FD	49511	40.805	3.8	0.1	0.5	0.2	0.1	0.8
Personal consumption less foods, energy, and distributive services ⁶	FD	49512	38.743	3.7	0.1	0.5	0.2	0.2	0.9
Personal consumption goods plus personal consumption distributive services ⁶	FD	49509	30.645	8.4	-0.2	0.9	-0.5	-1.6	1.1
Intermediate Demand by Commodity Type									
Processed goods									
Processed goods for intermediate demand.....	ID6	1	100.000	3.8	-0.3	-0.5	-0.9	-3.0	1.1
Materials and components for manufacturing.....	ID6	11	42.988	-1.7	-1.4	-1.2	-0.3	-0.7	-0.1
Materials for manufacturing.....	ID6	111	27.087	-5.5	-2.3	-1.9	-0.6	-1.2	-0.5
Materials for food manufacturing.....	ID6	1111	4.441	9.3	-0.7	0.0	0.6	-0.9	0.2
Materials for nondurable manufacturing.....	ID6	1112	12.298	-0.6	-1.5	-1.4	-0.7	-1.1	-1.0
Materials for durable manufacturing.....	ID6	1113	10.348	-14.9	-3.7	-3.1	-0.9	-1.5	-0.3
Components for manufacturing.....	ID6	112	15.901	5.7	0.2	0.0	0.2	0.1	0.6

See footnotes at end of table.

Table 4. Producer price index percentage changes and weights for Final Demand-Intermediate Demand groupings, not seasonally adjusted — Continued
[January 2023]

Title	Commodity code		Relative Importance Dec. 2022 ¹	Unadjusted 12-month percent change ² Jan. 2022 to Jan. 2023 ^P	Unadjusted 1-month percent change ²				
	Group code	Item code			Aug. to Sept.	Sept. to Oct. ^P	Oct. to Nov. ^P	Nov. to Dec. ^P	Dec. to Jan. ^P
Components for nondurable manufacturing.....	ID6	1121	0.796	5.7	-0.4	-0.2	0.2	-0.1	0.0
Components for durable manufacturing.....	ID6	1122	15.105	5.6	0.3	0.0	0.2	0.1	0.6
Materials and components for construction.....	ID6	12	10.365	4.4	-0.5	-0.4	-0.3	-0.4	0.4
Materials for construction.....	ID6	121	4.589	1.2	-0.8	-0.6	-0.3	-0.8	0.7
Components for construction.....	ID6	122	5.776	6.9	-0.2	-0.3	-0.3	-0.2	0.1
Processed fuels and lubricants for intermediate demand.....	ID6	13	19.623	12.4	1.9	0.8	-3.6	-11.8	5.2
Processed fuels and lubricants to manufacturing industries.....	ID6	131	4.883	15.2	0.8	-1.2	-3.2	-7.9	4.7
Processed fuels and lubricants to nonmanufacturing industries.....	ID6	132	14.740	11.4	2.3	1.4	-3.7	-13.1	5.3
Containers for intermediate demand.....	ID6	14	3.112	9.1	0.4	0.0	0.2	0.0	-0.2
Supplies for intermediate demand.....	ID6	15	23.911	6.6	-0.2	-0.5	0.2	-0.1	0.5
Supplies to manufacturing industries.....	ID6	151	3.184	4.8	0.3	-0.5	-0.2	0.0	-0.2
Supplies to nonmanufacturing industries.....	ID6	152	20.727	6.9	-0.3	-0.5	0.2	-0.1	0.6
Supplies to nonmanufacturing industries, feeds.....	ID6	1521	2.361	10.9	0.2	-2.1	0.4	-0.4	0.5
Supplies to nonmanufacturing industries, other than feeds.....	ID6	1522	18.366	6.5	-0.3	-0.3	0.2	-0.1	0.6
Unprocessed goods									
Unprocessed goods for intermediate demand.....	ID6	2	100.000	2.3	-4.3	-9.6	-2.8	2.2	-4.2
Unprocessed foodstuffs and feedstuffs.....	ID6	21	35.620	7.9	-2.5	0.4	1.1	0.3	-3.4
Unprocessed nonfood materials.....	ID6	22	64.381	-0.4	-5.1	-13.9	-4.7	3.3	-4.7
Unprocessed nonfood materials except fuel.....	ID6	221	45.037	-7.5	-3.7	-1.2	-1.6	-6.6	0.3
Unprocessed nonfood materials except fuel to manufacturing industries.....	ID6	2211	43.152	-8.3	-3.9	-1.3	-1.7	-7.0	0.2
Unprocessed nonfood materials except fuel to nonmanufacturing industries.....	ID6	2212	1.885	11.3	0.6	-0.1	-0.2	0.5	2.9
Unprocessed fuel.....	ID6	222	19.344	10.2	-6.9	-30.6	-10.5	23.7	-16.2
Unprocessed fuel to manufacturing industries.....	ID6	2221	1.007	19.4	-2.1	-11.7	-4.4	0.6	-4.8
Unprocessed fuel to nonmanufacturing industries.....	ID6	2222	18.337	9.7	-7.1	-31.6	-10.9	25.5	-16.8
Services									
Services for intermediate demand.....	ID6	3	100.000	5.9	0.3	0.4	0.9	-0.2	0.9
Trade services for intermediate demand ⁴	ID6	33	18.467	5.2	-0.1	-0.1	1.1	-1.2	-0.5
Trade services for manufacturing industries.....	ID6	331	9.100	4.9	0.3	-0.1	1.1	-1.5	0.0
Trade services for nonmanufacturing industries.....	ID6	332	9.367	5.5	-0.5	0.0	1.1	-0.9	-1.0
Transportation and warehousing services for intermediate demand.....	ID6	32	14.424	5.2	-0.8	0.9	-1.5	0.0	1.0
Transportation of passengers for intermediate demand.....	ID6	321	1.070	27.6	-2.7	6.1	-5.2	2.7	2.2
Transportation of passengers for manufacturing industries.....	ID6	3211	0.127	28.3	-2.7	6.2	-5.3	2.8	2.3
Transportation of passengers for nonmanufacturing industries.....	ID6	3212	0.943	27.5	-2.7	6.0	-5.2	2.7	2.2
Transportation and warehousing of goods for intermediate demand.....	ID6	322	13.354	3.6	-0.6	0.5	-1.2	-0.2	0.9
Transportation and warehousing of goods for manufacturing industries.....	ID6	3221	2.932	7.4	0.4	-0.6	0.4	-0.9	-0.4
Transportation and warehousing of goods for nonmanufacturing industries.....	ID6	3222	10.422	2.6	-0.9	0.7	-1.6	0.0	1.3
Services less trade, transportation, and warehousing for intermediate demand.....	ID6	31	67.109	6.2	0.7	0.4	1.3	0.1	1.3
Services less trade, transportation, and warehousing for manufacturing industries.....	ID6	311	2.057	5.5	0.0	0.4	0.0	0.0	1.4
Services less trade, transportation, and warehousing for nonmanufacturing industries.....	ID6	312	65.052	6.2	0.7	0.4	1.4	0.1	1.3
Construction									
Construction for intermediate demand.....	ID6	4	100.000	6.3	0.3	0.6	0.1	0.1	0.8
Special Groupings of Intermediate Demand by Commodity Type									
Processed materials less foods and feeds.....	ID6	9111	90.955	3.3	-0.2	-0.5	-1.1	-3.2	1.2
Processed foods and feeds.....	ID6	9112	9.045	9.4	-0.5	-0.6	0.5	-0.8	0.5
Processed energy goods.....	ID6	9113	19.623	12.4	1.9	0.8	-3.6	-11.8	5.2
Processed materials less energy.....	ID6	9118	80.377	1.8	-0.9	-0.9	-0.2	-0.5	0.1
Processed materials less foods and energy.....	ID6	9115	71.332	0.9	-0.9	-0.9	-0.2	-0.5	0.0
Intermediate distributive services ⁷	ID6	9116	31.821	4.7	-0.3	0.1	0.3	-0.9	0.1
Processed goods plus intermediate distributive services.....	ID6	9117	-	4.0	-0.3	-0.3	-0.6	-2.4	0.8
Unprocessed materials less agricultural products.....	ID6	9211	58.886	-0.6	-5.8	-14.9	-5.2	4.5	-5.6
Unprocessed energy materials ⁸	ID6	9212	44.011	3.0	-6.6	-18.1	-6.6	5.4	-8.5
Unprocessed materials less energy.....	ID6	9213	55.989	2.6	-2.0	-1.4	0.5	0.5	-1.2
Unprocessed nonfood materials less energy ⁹	ID6	9216	20.369	-5.2	-1.1	-4.6	-0.7	0.8	2.9
Intermediate Demand by Production Flow									
Stage 4 Intermediate Demand									
Stage 4 intermediate demand.....	ID5	4	100.000	5.1	0.2	-0.1	0.3	-0.6	1.0
Inputs to stage 4 goods producers.....	ID5	41	30.323	4.1	0.1	-0.2	0.3	-0.6	0.2
Goods.....	ID5	411	22.393	4.0	-0.1	-0.4	0.0	-0.4	0.2

See footnotes at end of table.

Table 4. Producer price index percentage changes and weights for Final Demand-Intermediate Demand groupings, not seasonally adjusted — Continued
[January 2023]

Title	Commodity code		Relative Importance Dec. 2022 ¹	Unadjusted 12-month percent change ² Jan. 2022 to Jan. 2023 ^P	Unadjusted 1-month percent change ²				
	Group code	Item code			Aug. to Sept.	Sept. to Oct. ^P	Oct. to Nov. ^P	Nov. to Dec. ^P	Dec. to Jan. ^P
Foods.....	ID5	4111	3.288	9.9	1.1	0.0	0.5	-1.7	0.8
Energy.....	ID5	4112	0.202	14.8	-3.0	7.1	1.7	-2.7	-3.3
Goods excluding foods and energy.....	ID5	4113	18.903	2.9	-0.3	-0.5	-0.1	-0.1	0.2
Services.....	ID5	412	7.930	4.4	0.5	0.1	1.1	-1.1	0.1
Trade services.....	ID5	4123	5.937	4.1	0.7	0.0	1.4	-1.4	-0.2
Transportation and warehousing services.....	ID5	4122	0.515	8.5	-0.5	0.3	-0.4	-0.1	0.2
Transportation of passengers.....	ID5	41221	0.078	28.3	-2.7	6.2	-5.3	2.8	2.3
Transportation and warehousing of goods.....	ID5	41222	0.437	5.5	-0.1	-0.7	0.4	-0.6	-0.2
Services less trade, transportation, and warehousing.....	ID5	4121	1.478	4.7	0.0	0.3	0.0	0.0	1.5
Inputs to stage 4 services producers.....	ID5	42	54.857	6.0	0.5	-0.2	0.6	-0.2	1.5
Goods.....	ID5	421	13.958	7.6	0.1	-1.1	-1.0	-1.2	2.0
Foods.....	ID5	4211	2.359	4.0	-1.8	-1.4	0.3	-1.6	0.4
Energy.....	ID5	4212	4.105	12.5	1.2	-3.1	-3.8	-3.3	5.4
Goods excluding foods and energy.....	ID5	4213	7.494	6.0	0.1	0.1	0.2	0.0	0.6
Services.....	ID5	422	40.847	5.4	0.7	0.2	1.2	0.2	1.3
Trade services.....	ID5	4223	4.133	8.2	0.7	0.0	1.2	-1.2	0.1
Transportation and warehousing services.....	ID5	4222	3.688	8.5	0.4	1.2	-1.4	1.3	2.1
Transportation of passengers.....	ID5	42221	0.491	28.1	-2.7	6.2	-5.3	2.7	2.3
Transportation and warehousing of goods.....	ID5	42222	3.197	5.9	0.9	0.5	-0.8	1.0	2.1
Services less trade, transportation, and warehousing.....	ID5	4221	33.026	4.7	0.7	0.1	1.4	0.3	1.3
Construction.....	ID5	423	0.052	6.3	0.3	0.6	0.1	0.1	0.8
Inputs to stage 4 construction producers.....	ID5	43	14.819	4.0	-0.6	0.1	-0.4	-2.1	0.8
Goods.....	ID5	431	10.791	4.6	-0.6	0.2	-0.7	-2.3	1.1
Energy.....	ID5	4312	0.840	5.4	-2.0	5.0	-5.9	-20.8	8.5
Goods excluding foods and energy.....	ID5	4313	9.951	4.5	-0.5	-0.3	-0.2	-0.4	0.5
Services.....	ID5	432	4.028	2.4	-0.5	-0.1	0.5	-1.4	0.0
Trade services.....	ID5	4323	1.737	0.1	-1.0	-0.1	0.7	-2.5	-0.5
Transportation and warehousing services.....	ID5	4322	0.722	5.7	-0.3	-0.7	0.5	-1.1	-0.8
Transportation of passengers.....	ID5	43221	0.015	28.2	-2.7	6.2	-5.3	2.7	2.3
Transportation and warehousing of goods.....	ID5	43222	0.707	5.2	-0.2	-0.9	0.7	-1.2	-0.9
Services less trade, transportation, and warehousing.....	ID5	4321	1.569	4.2	0.0	0.2	0.3	-0.1	0.9
Stage 3 Intermediate Demand									
Stage 3 intermediate demand.....	ID5	3	100.000	3.8	-0.6	0.2	-0.4	-2.3	0.6
Inputs to stage 3 goods producers.....	ID5	31	45.396	0.2	-1.9	-0.8	-0.5	-1.3	-0.9
Goods.....	ID5	311	35.711	-1.1	-2.3	-1.0	-0.7	-1.4	-1.2
Foods.....	ID5	3111	11.819	7.6	-3.1	0.7	0.5	0.2	-3.2
Energy.....	ID5	3112	1.238	8.1	-2.9	1.3	-2.9	-19.0	4.4
Goods excluding foods and energy.....	ID5	3113	22.654	-5.3	-1.8	-2.0	-1.2	-0.8	-0.4
Services.....	ID5	312	9.685	5.5	-0.2	-0.1	0.5	-1.2	0.0
Trade services.....	ID5	3123	5.316	4.3	-0.2	-0.1	0.6	-1.6	-0.1
Transportation and warehousing services.....	ID5	3122	3.003	7.9	-0.1	-0.3	0.3	-0.8	-0.5
Transportation of passengers.....	ID5	31221	0.144	28.3	-2.7	6.2	-5.3	2.8	2.3
Transportation and warehousing of goods.....	ID5	31222	2.859	7.0	0.0	-0.6	0.7	-1.0	-0.6
Services less trade, transportation, and warehousing.....	ID5	3121	1.366	6.3	0.0	0.6	0.1	-0.3	1.4
Inputs to stage 3 services producers.....	ID5	32	53.446	7.4	0.7	1.1	-0.3	-3.1	1.8
Goods.....	ID5	321	10.524	15.3	2.7	2.9	-2.3	-12.9	4.6
Foods.....	ID5	3211	0.090	12.1	1.4	-1.2	0.9	-0.4	2.7
Energy.....	ID5	3212	6.519	20.7	4.2	4.3	-3.5	-19.4	7.1
Goods excluding foods and energy.....	ID5	3213	3.915	6.8	-0.1	0.0	0.3	0.0	0.3
Services.....	ID5	322	42.349	5.3	0.0	0.5	0.4	0.1	1.2
Trade services.....	ID5	3223	2.635	12.2	0.7	-0.5	1.2	-0.6	-0.4
Transportation and warehousing services.....	ID5	3222	10.001	0.6	-1.8	1.3	-2.4	0.1	1.5
Transportation of passengers.....	ID5	32221	0.021	3.0	-0.1	0.2	-0.2	0.1	0.1
Transportation and warehousing of goods.....	ID5	32222	9.980	0.6	-1.8	1.3	-2.4	0.1	1.5
Services less trade, transportation, and warehousing.....	ID5	3221	29.713	6.2	0.6	0.4	1.3	0.2	1.2
Construction.....	ID5	323	0.573	6.3	0.3	0.6	0.1	0.1	0.8
Inputs to stage 3 construction producers.....	ID5	33	1.157	-2.3	-1.5	0.2	0.0	-2.2	-0.2
Goods.....	ID5	331	0.569	0.2	-0.8	-0.6	-0.8	-0.6	0.2
Goods excluding foods and energy.....	ID5	3313	0.569	0.2	-0.8	-0.6	-0.8	-0.6	0.2
Services.....	ID5	332	0.588	-4.2	-2.0	0.7	0.5	-3.3	-0.6
Trade services.....	ID5	3323	0.543	-4.9	-2.1	0.8	0.6	-3.4	-0.7
Transportation and warehousing services.....	ID5	3322	0.016	10.6	0.3	-0.5	0.2	-0.1	0.7
Transportation and warehousing of goods.....	ID5	33222	0.016	10.6	0.3	-0.5	0.2	-0.1	0.7
Services less trade, transportation, and warehousing.....	ID5	3321	0.029	7.9	0.0	0.5	0.0	-0.4	1.2
Stage 2 Intermediate Demand									

See footnotes at end of table.

Table 4. Producer price index percentage changes and weights for Final Demand-Intermediate Demand groupings, not seasonally adjusted — Continued
[January 2023]

Title	Commodity code		Relative Importance Dec. 2022 ¹	Unadjusted 12-month percent change ² Jan. 2022 to Jan. 2023 ^P	Unadjusted 1-month percent change ²				
	Group code	Item code			Aug. to Sept.	Sept. to Oct. ^P	Oct. to Nov. ^P	Nov. to Dec. ^P	Dec. to Jan. ^P
Stage 2 intermediate demand.....	ID5	2	100.000	5.0	-2.1	-4.8	-0.9	1.0	-1.1
Inputs to stage 2 goods producers.....	ID5	21	54.614	2.4	-3.7	-8.9	-2.3	1.8	-3.0
Goods.....	ID5	211	41.174	0.6	-4.6	-11.0	-3.1	2.4	-4.1
Foods.....	ID5	2111	4.315	9.6	0.2	-4.4	2.2	0.0	0.2
Energy.....	ID5	2112	21.420	1.3	-6.9	-18.0	-6.4	4.7	-8.3
Goods excluding foods and energy.....	ID5	2113	15.439	-1.4	-2.0	-2.1	-0.1	0.2	0.4
Services.....	ID5	212	13.177	9.2	0.3	0.4	0.7	-0.5	0.4
Trade services.....	ID5	2123	5.199	7.6	-0.6	0.4	0.7	-1.1	-1.0
Transportation and warehousing services.....	ID5	2122	4.453	8.1	1.0	0.3	-0.5	-0.4	0.4
Transportation of passengers.....	ID5	21221	0.167	26.5	-2.6	5.8	-5.0	2.6	2.2
Transportation and warehousing of goods.....	ID5	21222	4.286	7.3	1.3	0.0	-0.2	-0.6	0.3
Services less trade, transportation, and warehousing.....	ID5	2121	3.525	12.8	1.2	0.4	1.9	0.4	2.7
Construction.....	ID5	213	0.263	6.3	0.3	0.6	0.1	0.1	0.8
Inputs to stage 2 services producers.....	ID5	22	45.386	8.0	0.3	0.7	0.9	0.2	1.1
Goods.....	ID5	221	5.020	5.2	-0.2	-0.3	-0.4	-1.0	0.3
Foods.....	ID5	2211	0.055	2.0	-0.5	-3.0	-0.5	-1.0	-1.2
Energy.....	ID5	2212	0.350	9.3	2.5	1.6	-4.4	-12.4	5.3
Goods excluding foods and energy.....	ID5	2213	4.615	4.9	-0.5	-0.4	0.0	-0.1	0.0
Services.....	ID5	222	39.489	8.5	0.4	0.8	1.1	0.3	1.2
Trade services.....	ID5	2223	2.263	14.0	-2.3	-1.1	2.2	6.3	-5.8
Transportation and warehousing services.....	ID5	2222	2.842	-9.1	-5.8	3.6	-7.2	0.7	-2.3
Transportation of passengers.....	ID5	22221	0.388	28.0	-2.7	6.2	-5.3	2.7	2.3
Transportation and warehousing of goods.....	ID5	22222	2.454	-13.5	-6.3	3.2	-7.5	0.4	-3.0
Services less trade, transportation, and warehousing.....	ID5	2221	34.384	9.7	1.2	0.7	1.8	-0.2	2.0
Construction.....	ID5	223	0.877	6.3	0.3	0.6	0.1	0.1	0.8
Stage 1 Intermediate Demand									
Stage 1 intermediate demand.....	ID5	1	100.000	4.8	0.0	0.1	-0.1	-1.9	0.7
Inputs to stage 1 goods producers.....	ID5	11	33.622	0.5	-0.8	-1.3	-0.4	-1.4	0.2
Goods.....	ID5	111	24.730	-0.9	-1.0	-1.8	-0.8	-1.4	0.0
Foods.....	ID5	1111	3.334	8.3	2.7	-2.9	-0.2	-1.6	0.3
Energy.....	ID5	1112	3.858	10.9	1.4	-0.3	-2.0	-4.8	1.2
Goods excluding foods and energy.....	ID5	1113	17.538	-4.8	-2.2	-1.9	-0.7	-0.6	-0.2
Services.....	ID5	112	8.891	4.3	-0.3	-0.2	0.6	-1.4	0.7
Trade services.....	ID5	1123	5.434	4.3	-0.8	-0.3	1.0	-2.1	0.6
Transportation and warehousing services.....	ID5	1122	0.606	17.3	0.5	0.5	-1.3	0.0	1.0
Transportation of passengers.....	ID5	11221	0.103	28.3	-2.7	6.2	-5.3	2.8	2.3
Transportation and warehousing of goods.....	ID5	11222	0.503	15.0	1.0	-0.3	-0.7	-0.4	0.7
Services less trade, transportation, and warehousing.....	ID5	1121	2.851	1.8	0.5	0.1	0.4	-0.3	0.7
Construction.....	ID5	113	0.001	6.3	0.3	0.6	0.1	0.1	0.8
Inputs to stage 1 services producers.....	ID5	12	53.476	7.8	0.6	0.9	0.1	-1.9	1.0
Goods.....	ID5	121	16.341	11.3	1.5	1.2	-1.2	-5.4	2.2
Foods.....	ID5	1211	0.115	108.8	-5.7	20.8	-1.1	8.3	-2.3
Energy.....	ID5	1212	5.454	15.1	4.0	2.7	-3.5	-14.9	4.9
Goods excluding foods and energy.....	ID5	1213	10.772	9.0	0.1	0.1	0.2	0.3	0.9
Services.....	ID5	122	37.132	6.0	0.0	0.8	0.9	0.1	0.5
Trade services.....	ID5	1223	3.680	9.2	0.6	-0.9	1.8	0.5	-1.5
Transportation and warehousing services.....	ID5	1222	4.369	13.4	-0.9	2.0	-1.7	0.5	2.5
Transportation of passengers.....	ID5	12221	1.346	28.3	-2.7	6.2	-5.3	2.8	2.3
Transportation and warehousing of goods.....	ID5	12222	3.023	7.4	-0.1	0.1	0.1	-0.5	2.6
Services less trade, transportation, and warehousing.....	ID5	1221	29.083	4.6	0.1	0.9	1.1	0.0	0.4
Construction.....	ID5	123	0.003	6.3	0.3	0.6	0.1	0.1	0.8
Inputs to stage 1 construction producers.....	ID5	13	12.902	4.7	0.1	0.7	-0.2	-3.3	0.7
Goods.....	ID5	131	9.191	8.5	0.9	0.9	-0.5	-3.4	1.2
Energy.....	ID5	1312	0.911	22.0	7.5	8.8	-3.0	-23.9	4.9
Goods excluding foods and energy.....	ID5	1313	8.280	7.1	-0.1	-0.3	-0.1	-0.2	0.8
Services.....	ID5	132	3.711	-2.7	-1.5	0.4	0.5	-2.9	-0.7
Trade services.....	ID5	1323	2.767	-4.1	-1.8	0.6	0.5	-3.2	-0.6
Transportation and warehousing services.....	ID5	1322	0.852	5.5	-0.2	-0.9	0.7	-1.5	-1.1
Transportation and warehousing of goods.....	ID5	13222	0.852	5.5	-0.2	-0.9	0.7	-1.5	-1.1
Services less trade, transportation, and warehousing.....	ID5	1321	0.092	8.3	0.3	0.4	0.1	0.1	0.0
Special Groupings of Intermediate Demand by Production Flow									
Total goods inputs to stage 4 intermediate demand.....	ID5	9411	47.142	5.2	-0.2	-0.5	-0.4	-1.1	1.0
Total services inputs to stage 4 intermediate demand.....	ID5	9412	52.805	5.0	0.6	0.2	1.1	-0.2	1.0
Total construction inputs to stage 4 intermediate demand.....	ID5	9413	0.052	6.3	0.3	0.6	0.1	0.1	0.8
Total foods inputs to stage 4 intermediate demand.....	ID5	9414	5.647	7.4	-0.1	-0.6	0.4	-1.6	0.7

See footnotes at end of table.

Table 4. Producer price index percentage changes and weights for Final Demand-Intermediate Demand groupings, not seasonally adjusted — Continued
[January 2023]

Title	Commodity code		Relative Importance Dec. 2022 ¹	Unadjusted 12-month percent change ² Jan. 2022 to Jan. 2023 ^p	Unadjusted 1-month percent change ²				
	Group code	Item code			Aug. to Sept.	Sept. to Oct. ^p	Oct. to Nov. ^p	Nov. to Dec. ^p	Dec. to Jan. ^p
Total energy goods inputs to stage 4 intermediate demand.....	ID5	9415	5.147	11.3	0.4	-1.2	-4.0	-6.7	5.6
Total goods less foods and energy inputs to stage 4 intermediate demand.	ID5	9416	36.348	4.0	-0.2	-0.3	-0.1	-0.2	0.4
Total goods inputs to stage 3 intermediate demand.....	ID5	9311	46.804	2.3	-1.1	-0.1	-1.1	-4.2	0.1
Total services inputs to stage 3 intermediate demand.....	ID5	9312	52.622	5.2	-0.1	0.4	0.4	-0.2	0.9
Total construction inputs to stage 3 intermediate demand.....	ID5	9313	0.573	6.3	0.3	0.6	0.1	0.1	0.8
Total foods inputs to stage 3 intermediate demand.....	ID5	9314	11.909	7.6	-3.1	0.7	0.5	0.2	-3.2
Total energy goods inputs to stage 3 intermediate demand.....	ID5	9315	7.757	18.3	2.8	3.7	-3.4	-19.3	6.7
Total goods less foods and energy inputs to stage 3 intermediate demand.	ID5	9316	27.138	-3.6	-1.6	-1.7	-1.0	-0.7	-0.3
Total goods inputs to stage 2 intermediate demand.....	ID5	9211	46.194	1.1	-4.2	-10.0	-2.8	2.0	-3.6
Total services inputs to stage 2 intermediate demand.....	ID5	9212	52.666	8.7	0.3	0.7	1.0	0.2	1.0
Total construction inputs to stage 2 intermediate demand.....	ID5	9213	1.140	6.3	0.3	0.6	0.1	0.1	0.8
Total foods inputs to stage 2 intermediate demand.....	ID5	9214	4.370	9.5	0.2	-4.4	2.2	0.0	0.2
Total energy goods inputs to stage 2 intermediate demand.....	ID5	9215	21.770	1.5	-6.7	-17.7	-6.4	4.4	-8.1
Total goods less foods and energy inputs to stage 2 intermediate demand.	ID5	9216	20.054	-0.1	-1.7	-1.7	-0.1	0.2	0.3
Total goods inputs to stage 1 intermediate demand.....	ID5	9111	50.262	4.6	0.2	-0.3	-0.9	-3.2	1.0
Total services inputs to stage 1 intermediate demand.....	ID5	9112	49.734	4.9	-0.2	0.6	0.8	-0.5	0.4
Total construction inputs to stage 1 intermediate demand.....	ID5	9117	0.004	6.3	0.3	0.6	0.1	0.1	0.8
Total foods inputs to stage 1 intermediate demand.....	ID5	9114	3.449	9.9	2.5	-2.4	-0.2	-1.3	0.2
Total energy goods inputs to stage 1 intermediate demand.....	ID5	9115	10.223	14.1	3.4	2.3	-3.0	-12.5	3.5
Total goods less foods and energy inputs to stage 1 intermediate demand.	ID5	9116	36.590	1.8	-1.1	-0.9	-0.3	-0.2	0.3

¹ Comprehensive relative importance figures are initially computed after the publication of December indexes and are recalculated after final December indexes are available. Individual items and subtotals may not add exactly to totals because of rounding differences.

² All indexes are subject to revision for 4 months after their originally scheduled publication to incorporate late reports and corrections by survey respondents. In addition, seasonally adjusted indexes are subject to change for up to 5 years due to the recalculation of seasonal factors published each January.

³ PPI defines Total finished as including only the personal consumption and private capital investment portions of final demand.

⁴ Trade indexes measure changes in margins received by wholesalers and retailers.

⁵ The PPI definition of foods does not include food and beverages for immediate consumption. PPI defines food and beverages for immediate consumption as the service of preparing meals, snacks, and beverages to customer order for immediate on-premises and off-premises consumption.

⁶ Distributive services include transportation, warehousing, and trade of goods.

⁷ Includes intermediate trade, transportation, and warehousing services.

⁸ Includes crude petroleum.

⁹ Excludes crude petroleum.

^p Preliminary

"/" Data not available.

Table 5. Producer price indexes for Final Demand-Intermediate Demand groupings, not seasonally adjusted
 [January 2023, Index base Nov. 2009=100, unless otherwise indicated]

Title	Other index base	Commodity code		Unadjusted index ¹				
		Group code	Item code	Sept. 2022	Oct. 2022 ^p	Nov. 2022 ^p	Dec. 2022 ^p	Jan. 2023 ^p
Final Demand								
Final demand.....		FD	4	140.066	140.733	140.708	139.843	141.093
Final demand goods.....		FD	41	143.945	144.507	144.397	141.365	143.545
Final demand foods.....		FD	411	151.972	152.509	157.535	155.941	154.616
Finished consumer foods ²	00/82	FD	4111	265.648	267.986	277.636	274.842	272.082
Finished consumer foods, crude.....	00/82	FD	411113	305.147	348.646	427.192	421.964	352.152
Finished consumer foods, processed.....	00/82	FD	41112	261.986	259.906	262.174	259.636	263.278
Government purchased foods.....		FD	4112	153.264	152.517	153.813	153.034	153.337
Foods for export.....		FD	4113	161.157	158.221	162.754	160.706	159.764
Final demand energy.....		FD	412	156.747	158.901	152.770	137.378	146.072
Finished consumer energy goods ²	00/82	FD	4121	236.792	239.969	229.950	209.786	223.862
Government purchased energy.....		FD	4122	186.675	190.915	184.893	157.759	168.805
Energy for export.....		FD	4123	172.070	171.659	168.195	145.173	146.912
Final demand goods less foods and energy.....		FD	413	138.033	138.138	138.453	138.642	139.774
Finished goods less foods and energy ²	00/82	FD	4131	239.767	240.928	241.951	242.429	244.634
Finished consumer goods less foods and energy.....	00/82	FD	41311	266.954	267.870	269.282	269.570	272.140
Nondurable consumer goods less foods and energy.....	00/82	FD	413111	343.737	344.453	346.773	346.773	351.233
Durable consumer goods.....	00/82	FD	413112	187.647	188.725	189.247	189.798	190.657
Private capital equipment.....	00/82	FD	41312	205.415	206.739	207.378	207.999	209.788
Private capital equipment for manufacturing industries.....	00/82	FD	413121	218.973	219.844	220.822	221.472	223.612
Private capital equipment for nonmanufacturing industries.....	00/82	FD	413122	201.359	202.803	203.348	203.961	205.646
Government purchased goods, excluding foods and energy.....		FD	4132	135.387	135.287	135.392	135.532	136.469
Government purchased goods excluding foods, energy, and capital equipment.....		FD	41321	145.587	145.284	145.313	145.395	146.442
Government purchased capital equipment.....		FD	41322	120.642	120.799	120.998	121.209	121.997
Goods for export, excluding foods and energy.....		FD	4133	136.979	136.167	136.068	136.121	137.065
Final demand services.....		FD	42	137.124	137.755	137.767	137.984	138.761
Final demand trade services ³		FD	423	151.314	152.181	151.688	152.158	152.219
Trade of finished goods ²		FD	4231	150.221	151.303	150.359	150.870	150.969
Trade of personal consumption goods.....		FD	42311	149.850	151.520	149.952	149.946	150.233
Trade of private capital equipment.....		FD	42312	150.183	148.673	150.475	153.247	152.494
Trade of government purchased goods.....		FD	4232	158.396	157.820	160.160	161.052	160.345
Trade of government purchased goods, excluding capital equipment.....		FD	42321	163.426	163.066	165.199	162.952	162.624
Trade of government purchased capital equipment.....		FD	42322	149.293	148.395	151.029	156.677	155.381
Trade of exports.....		FD	4233	158.971	158.478	160.914	160.870	160.876
Final demand transportation and warehousing services.....		FD	422	155.882	157.504	156.016	155.686	156.253
Transportation of passengers for final demand.....		FD	4221	130.971	139.020	131.724	135.309	138.366
Transportation of private passengers.....		FD	42211	130.985	139.012	131.736	135.311	138.361
Transportation of government passengers.....		FD	42212	130.814	138.752	131.557	135.092	138.115
Transportation of passengers for export.....		FD	42213	130.923	139.062	131.685	135.309	138.393
Transportation and warehousing of goods for final demand.....		FD	4222	164.947	163.743	164.810	162.773	162.362
Transportation and warehousing of finished goods ²		FD	42221	164.029	162.791	163.885	161.799	160.872
Transportation and warehousing of personal consumption goods.....		FD	422211	164.143	162.944	164.026	161.956	161.191
Transportation and warehousing of private capital equipment.....		FD	422212	163.580	162.182	163.325	161.172	159.583
Transportation and warehousing of government purchased goods.....		FD	42222	161.415	160.504	161.307	160.115	159.705
Transportation and warehousing of exports.....		FD	42223	169.034	167.834	168.905	166.779	167.562
Final demand services less trade, transportation, and warehousing.....		FD	421	128.839	129.264	129.656	129.810	130.894
Finished services less trade, transportation, and warehousing ²		FD	4211	129.372	129.835	130.122	130.267	131.258
Finished consumer services less trade, transportation, and warehousing.....		FD	42111	128.502	129.046	129.398	129.521	130.611
Private capital investment services less trade, transportation, and warehousing.....		FD	42112	137.397	137.141	136.851	137.190	137.426
Government purchased services less trade, transportation, and warehousing.....		FD	4212	120.384	120.590	120.835	120.918	122.064
Gov. purchased services less trade, transportation, and warehousing, excl. capital investment.....		FD	42121	120.855	121.098	121.406	121.452	122.618
Government purchased capital investment services less trade, transportation, and warehousing.....		FD	42122	108.354	107.784	106.759	107.596	108.415
Services for export less trade, transportation, and warehousing.....		FD	4213	131.579	131.694	133.789	134.150	136.505
Final demand construction.....		FD	43	168.701	173.126	173.296	173.368	176.225
Construction for private capital investment.....		FD	431	172.658	177.239	177.460	177.586	180.523
Construction for government.....		FD	432	161.302	165.440	165.519	165.495	168.199
Final Demand Special Groupings								
Final demand less exports.....	04/10	FD	49101	137.512	138.359	138.213	137.347	138.607
Final demand less government.....	04/10	FD	49102	137.923	138.571	138.569	137.875	139.037
Final demand less foods, food and nonalcoholic beverages for immediate consumption, and energy ¹	04/10	FD	49103	136.753	137.363	137.463	137.668	138.596
Final demand less foods and energy ⁴	04/10	FD	49104	136.488	137.052	137.140	137.345	138.239
Final demand less foods and food and nonalcoholic beverages for immediate consumption ⁴	04/10	FD	49105	137.699	138.413	138.085	137.221	138.656

See footnotes at end of table.

Table 5. Producer price indexes for Final Demand-Intermediate Demand groupings, not seasonally adjusted — Continued

[January 2023, Index base Nov. 2009=100, unless otherwise indicated]

Title	Other index base	Commodity code		Unadjusted index ¹				
		Group code	Item code	Sept. 2022	Oct. 2022 ^P	Nov. 2022 ^P	Dec. 2022 ^P	Jan. 2023 ^P
Final demand less foods ⁴	04/10	FD	49106	137.336	138.001	137.684	136.875	138.249
Final demand less energy.....	04/10	FD	49107	137.110	137.672	138.046	138.146	138.913
Final demand less trade services.....	01/10	FD	49108	135.880	136.494	136.577	135.402	136.894
Final demand less distributive services ⁵	01/10	FD	49109	134.808	135.488	135.536	134.392	135.966
Final demand goods less energy.....	01/10	FD	49111	139.643	139.835	141.101	140.927	141.514
Final demand goods less foods.....	04/10	FD	49112	139.060	139.614	138.505	135.264	138.127
Final demand services less trade services.....	04/10	FD	49113	130.236	130.765	130.986	131.095	132.121
Final demand distributive services ⁵	04/10	FD	49114	150.288	150.874	150.590	150.730	150.717
Final demand goods plus final demand distributive services ⁵	04/10	FD	49115	144.541	145.105	144.927	143.198	144.441
Final demand less foods, energy, and trade services ⁴	08/13	FD	49116	125.030	125.484	125.718	125.843	126.882
Private and government purchased capital equipment.....	08/13	FD	49117	124.051	124.763	125.124	125.478	126.520
Private and government purchased capital investment services.....	08/13	FD	49118	132.540	131.755	132.426	133.724	133.501
Total private and government purchased capital investment.....	08/13	FD	49119	131.631	131.958	132.449	133.227	133.846
Total finished ²	01/10	FD	49201	138.214	139.075	138.944	138.257	139.447
Total finished less foods, food and nonalcoholic beverages for immediate consumption, and energy ^{2, 4}	12/10	FD	49202	136.092	136.849	136.814	137.056	137.885
Total finished less foods and energy ^{2, 4}	01/10	FD	49203	136.912	137.663	137.635	137.871	138.708
Total finished less foods and food and nonalcoholic beverages for immediate consumption ^{2, 4}	12/10	FD	49204	136.282	137.119	136.661	136.028	137.355
Total finished less foods ^{2, 4}	01/10	FD	49205	137.639	138.473	138.022	137.385	138.725
Total finished less energy ²	01/10	FD	49206	137.576	138.359	138.650	138.780	139.486
Finished goods ²	00/82	FD	49207	253.501	255.468	255.374	249.838	254.276
Finished goods less energy ²	00/82	FD	49208	245.990	247.450	250.679	250.319	251.177
Finished goods, excluding foods ^{2, 4}	00/82	FD	49209	249.453	251.319	248.808	242.614	248.933
Finished services ²	01/10	FD	49210	135.750	136.449	136.283	136.511	137.215
Private capital investment services.....	04/10	FD	49211	142.757	141.911	142.589	143.832	143.600
Finished distributive services ^{2, 5}	04/10	FD	49212	148.739	149.567	148.846	149.086	149.059
Finished services less trade services ²	04/10	FD	49213	130.152	130.692	130.853	130.963	131.890
Finished services less distributive services ^{2, 5}	04/10	FD	49214	128.561	129.191	129.305	129.527	130.557
Total private capital investment (goods, services, and construction).....	04/10	FD	49215	139.631	139.877	140.408	141.214	141.795
Finished goods plus finished distributive services ²	04/10	FD	49216	144.923	145.896	145.532	143.990	145.264
Total exports.....	04/10	FD	49301	139.749	139.226	139.943	139.195	140.221
Goods for export.....	00/82	FD	49302	237.549	235.856	236.193	233.988	235.279
Services for export.....	04/10	FD	49303	145.808	145.972	147.501	147.547	148.985
Total government purchases.....	04/10	FD	49401	137.463	138.223	137.915	135.243	137.246
Government purchased goods.....	00/82	FD	49402	243.600	244.978	243.022	232.686	238.284
Government purchased services.....	04/10	FD	49403	129.190	129.405	129.864	130.129	130.953
Total government purchased capital investment (goods, services, construction).....	08/13	FD	49404	128.423	129.443	129.846	130.740	131.843
Government purchases, defense.....	05/15	FD	49405	124.599	125.222	124.947	122.184	124.184
Government purchases, non-defense.....	05/15	FD	49406	131.840	132.629	132.298	129.758	131.578
Personal consumption.....	01/10	FD	49501	137.799	138.795	138.518	137.499	138.827
Personal consumption goods (finished consumer goods).....	00/82	FD	49502	274.117	276.370	275.936	267.584	273.176
Personal consumption goods less energy.....	00/82	FD	49503	267.075	268.592	273.479	272.469	272.713
Personal consumption goods less foods.....	00/82	FD	49504	275.492	277.694	273.163	262.613	271.717
Personal consumption nondurable goods less foods.....	00/82	FD	49508	313.556	316.234	309.587	294.377	307.159
Personal consumption services.....	04/10	FD	49505	134.157	135.081	134.791	134.869	135.714
Personal consumption less trade services.....	04/10	FD	49506	134.220	135.034	135.100	133.815	135.395
Personal consumption less distributive services ⁵	04/10	FD	49507	133.384	134.261	134.296	133.034	134.700
Personal consumption less foods and energy.....	04/14	FD	49510	125.620	126.434	126.274	126.354	127.189
Personal consumption less foods, energy, and trade services ³	04/14	FD	49511	121.773	122.350	122.611	122.720	123.727
Personal consumption less foods, energy, and distributive services ⁵	04/14	FD	49512	121.041	121.684	121.918	122.105	123.190
Personal consumption goods plus personal consumption distributive services ⁵	08/13	FD	49509	134.025	135.187	134.505	132.368	133.771
Intermediate Demand by Commodity Type								
Processed goods								
Processed goods for intermediate demand.....	00/82	ID6	1	271.092	269.755	267.245	259.323	262.191
Materials and components for manufacturing.....	00/82	ID6	11	241.726	238.809	238.011	236.237	235.918
Materials for manufacturing.....		ID6	111	154.751	151.867	150.946	149.097	148.282
Materials for food manufacturing.....	00/82	ID6	1111	259.661	259.767	261.209	258.818	259.427
Materials for nondurable manufacturing.....	00/82	ID6	1112	288.526	284.518	282.446	279.314	276.446
Materials for durable manufacturing.....	00/82	ID6	1113	295.417	286.225	283.600	279.404	278.534
Components for manufacturing.....	00/82	ID6	112	184.699	184.695	184.983	185.187	186.236
Components for nondurable manufacturing.....		ID6	1121	148.390	148.160	148.422	148.204	148.196
Components for durable manufacturing.....		ID6	1122	130.132	130.139	130.341	130.503	131.282
Materials and components for construction.....	00/82	ID6	12	351.515	350.164	349.121	347.666	348.908
Materials for construction.....		ID6	121	167.913	166.969	166.487	165.237	166.386
Components for construction.....		ID6	122	178.126	177.673	177.132	176.826	176.983
Processed fuels and lubricants for intermediate demand.....	00/82	ID6	13	295.652	297.911	287.192	253.268	266.340
Processed fuels and lubricants to manufacturing industries.....	00/82	ID6	131	299.770	296.296	286.719	264.021	276.385

See footnotes at end of table.

Table 5. Producer price indexes for Final Demand-Intermediate Demand groupings, not seasonally adjusted — Continued

[January 2023, Index base Nov. 2009=100, unless otherwise indicated]

Title	Other index base	Commodity code		Unadjusted index ¹				
		Group code	Item code	Sept. 2022	Oct. 2022 ^P	Nov. 2022 ^P	Dec. 2022 ^P	Jan. 2023 ^P
Processed fuels and lubricants to nonmanufacturing industries.....	00/82	ID6	132	294.825	298.966	287.854	250.191	263.501
Containers for intermediate demand.....	00/82	ID6	14	314.461	314.390	315.070	315.035	314.427
Supplies for intermediate demand.....	00/82	ID6	15	252.886	251.663	252.113	251.871	253.135
Supplies to manufacturing industries.....	00/82	ID6	151	249.712	248.439	247.835	247.946	247.405
Supplies to nonmanufacturing industries.....	00/82	ID6	152	251.371	250.166	250.777	250.481	252.015
Supplies to nonmanufacturing industries, feeds.....	00/82	ID6	1521	256.283	250.904	252.007	251.059	252.352
Supplies to nonmanufacturing industries, other than feeds.....	00/82	ID6	1522	252.879	252.084	252.651	252.418	253.995
Unprocessed goods								
Unprocessed goods for intermediate demand.....	00/82	ID6	2	326.337	295.059	286.941	293.358	280.998
Unprocessed foodstuffs and feedstuffs.....	00/82	ID6	21	246.482	247.530	250.294	250.973	242.396
Unprocessed nonfood materials.....	00/82	ID6	22	367.515	316.408	301.537	311.447	296.954
Unprocessed nonfood materials except fuel.....	00/82	ID6	221	358.939	354.530	348.841	325.706	326.712
Unprocessed nonfood materials except fuel to manufacturing industries.....	00/82	ID6	2211	334.549	330.259	324.730	302.072	302.662
Unprocessed nonfood materials except fuel to nonmanufacturing industries.....	00/82	ID6	2212	327.188	326.895	326.382	327.899	337.468
Unprocessed fuel.....	00/82	ID6	222	349.358	242.424	216.960	268.458	224.949
Unprocessed fuel to manufacturing industries.....	00/82	ID6	2221	322.884	285.223	272.580	274.097	260.991
Unprocessed fuel to nonmanufacturing industries.....	00/82	ID6	2222	360.945	246.796	219.834	275.804	229.374
Services								
Services for intermediate demand.....		ID6	3	141.080	141.621	142.926	142.607	143.929
Trade services for intermediate demand ⁵		ID6	33	168.906	168.793	170.697	168.616	167.804
Trade services for manufacturing industries.....	12/12	ID6	331	154.110	153.977	155.733	153.322	153.394
Trade services for nonmanufacturing industries.....	12/12	ID6	332	150.482	150.410	152.088	150.747	149.247
Transportation and warehousing services for intermediate demand.....		ID6	32	157.555	158.996	156.605	156.681	158.258
Transportation of passengers for intermediate demand.....		ID6	321	130.880	138.813	131.622	135.155	138.177
Transportation of passengers for manufacturing industries.....		ID6	3211	130.904	139.036	131.665	135.287	138.368
Transportation of passengers for nonmanufacturing industries.....		ID6	3212	130.938	138.848	131.678	135.201	138.216
Transportation and warehousing of goods for intermediate demand.....		ID6	322	160.453	161.191	159.319	159.022	160.465
Transportation and warehousing of goods for manufacturing industries.....	12/12	ID6	3221	136.941	136.111	136.703	135.421	134.898
Transportation and warehousing of goods for nonmanufacturing industries.....	12/12	ID6	3222	142.282	143.339	141.076	141.096	142.890
Services less trade, transportation, and warehousing for intermediate demand.....		ID6	31	130.622	131.193	132.961	133.063	134.790
Services less trade, transportation, and warehousing for manufacturing industries.....		ID6	311	123.899	124.427	124.439	124.438	126.143
Services less trade, transportation, and warehousing for nonmanufacturing industries.....		ID6	312	130.832	131.404	133.233	133.339	135.067
Construction								
Construction for intermediate demand.....		ID6	4	140.291	141.124	141.290	141.367	142.438
Intermediate Demand by Commodity Type Special Groupings								
Processed materials less foods and feeds.....	00/82	ID6	9111	272.698	271.370	268.499	260.019	263.050
Processed foods and feeds.....	00/82	ID6	9112	254.855	253.419	254.771	252.820	254.085
Processed energy goods.....	00/82	ID6	9113	297.024	299.293	288.525	254.443	267.576
Processed materials less energy.....	00/82	ID6	9118	261.316	259.089	258.684	257.430	257.728
Processed materials less foods and energy.....	00/82	ID6	9115	261.621	259.306	258.694	257.526	257.529
Intermediate distributive services ⁶	04/10	ID6	9116	162.736	162.922	163.471	162.053	162.217
Processed goods plus intermediate distributive services.....	04/10	ID6	9117	151.554	151.066	150.203	146.651	147.830
Unprocessed materials less agricultural products.....	00/82	ID6	9211	374.512	318.634	301.989	315.599	298.051
Unprocessed energy materials ⁷	00/82	ID6	9212	321.523	263.220	245.722	259.012	236.884
Unprocessed materials less energy.....	00/82	ID6	9213	301.994	297.851	299.246	300.602	296.925
Unprocessed nonfood materials less energy ⁸	00/82	ID6	9216	468.577	446.862	443.604	446.990	459.817
Intermediate Demand by Production Flow								
Stage 4 Intermediate Demand								
Stage 4 intermediate demand.....		ID5	4	146.208	145.995	146.500	145.610	147.040
Inputs to stage 4 goods producers.....		ID5	41	146.129	145.784	146.265	145.401	145.692
Goods.....		ID5	411	141.177	140.676	140.686	140.174	140.486
Foods.....		ID5	4111	158.412	158.351	159.098	156.452	157.720
Energy.....		ID5	4112	164.137	175.832	178.790	173.919	168.245
Goods excluding foods and energy.....		ID5	4113	138.430	137.757	137.631	137.478	137.693
Services.....		ID5	412	162.759	162.842	164.637	162.778	163.005
Trade services.....		ID5	4123	173.624	173.622	176.056	173.600	173.231
Transportation and warehousing services.....		ID5	4122	139.956	140.327	139.708	139.560	139.814
Transportation of passengers.....		ID5	41221	130.923	139.061	131.684	135.309	138.392
Transportation and warehousing of goods.....		ID5	41222	150.993	149.869	150.530	149.634	149.349
Services less trade, transportation, and warehousing.....		ID5	4121	125.321	125.635	125.689	125.629	127.559
Inputs to stage 4 services producers.....		ID5	42	141.494	141.269	142.073	141.794	143.857

See footnotes at end of table.

Table 5. Producer price indexes for Final Demand-Intermediate Demand groupings, not seasonally adjusted — Continued
 [January 2023, Index base Nov. 2009=100, unless otherwise indicated]

Title	Other index base	Commodity code		Unadjusted index ¹				
		Group code	Item code	Sept. 2022	Oct. 2022 ^P	Nov. 2022 ^P	Dec. 2022 ^P	Jan. 2023 ^P
Goods.....		ID5	421	149.043	147.375	145.963	144.175	147.043
Foods.....		ID5	4211	152.661	150.449	150.964	148.579	149.219
Energy.....		ID5	4212	152.445	147.690	142.073	137.347	144.773
Goods excluding foods and energy.....		ID5	4213	145.629	145.754	146.008	145.952	146.839
Services.....		ID5	422	138.628	138.923	140.526	140.791	142.584
Trade services.....		ID5	4223	158.401	158.434	160.306	158.396	158.602
Transportation and warehousing services.....		ID5	4222	148.179	150.012	147.905	149.777	152.953
Transportation of passengers.....		ID5	42221	130.455	138.501	131.208	134.791	137.845
Transportation and warehousing of goods.....		ID5	42222	151.865	152.561	151.401	152.963	156.174
Services less trade, transportation, and warehousing.....		ID5	4221	134.475	134.648	136.582	136.973	138.784
Construction.....		ID5	423	140.291	141.124	141.290	141.367	142.438
Inputs to stage 4 construction producers.....		ID5	43	163.387	163.541	162.902	159.507	160.833
Goods.....		ID5	431	168.108	168.382	167.150	163.238	165.109
Energy.....		ID5	4312	183.423	192.579	181.237	143.457	155.612
Goods excluding foods and energy.....		ID5	4313	170.525	169.940	169.665	168.965	169.856
Services.....		ID5	432	151.373	151.239	152.016	149.867	149.847
Trade services.....		ID5	4323	169.283	169.069	170.210	165.988	165.210
Transportation and warehousing services.....		ID5	4322	158.547	157.386	158.243	156.458	155.176
Transportation of passengers.....		ID5	43221	136.485	144.948	137.276	141.046	144.254
Transportation and warehousing of goods.....		ID5	43222	159.937	158.511	159.601	157.659	156.262
Services less trade, transportation, and warehousing.....		ID5	4321	127.598	127.906	128.263	128.180	129.284
Stage 3 Intermediate Demand								
Stage 3 intermediate demand.....		ID5	3	151.766	151.994	151.435	148.022	148.869
Inputs to stage 3 goods producers.....		ID5	31	165.908	164.542	163.745	161.556	160.085
Goods.....		ID5	311	163.426	161.780	160.625	158.434	156.601
Foods.....		ID5	3111	183.569	184.852	185.862	186.173	180.214
Energy.....		ID5	3112	185.700	188.046	182.644	147.889	154.459
Goods excluding foods and energy.....		ID5	3113	157.808	154.655	152.844	151.632	151.030
Services.....		ID5	312	164.135	164.034	164.782	162.758	162.754
Trade services.....		ID5	3123	168.536	168.399	169.383	166.589	166.449
Transportation and warehousing services.....		ID5	3122	158.521	158.016	158.561	157.330	156.543
Transportation of passengers.....		ID5	31221	139.399	148.058	140.209	144.065	147.346
Transportation and warehousing of goods.....		ID5	31222	159.368	158.333	159.363	157.839	156.828
Services less trade, transportation, and warehousing.....		ID5	3121	128.850	129.575	129.718	129.363	131.187
Inputs to stage 3 services producers.....		ID5	32	140.266	141.811	141.434	137.003	139.536
Goods.....		ID5	321	149.733	154.033	150.553	131.066	137.030
Foods.....		ID5	3211	162.791	160.883	162.383	161.677	166.050
Energy.....		ID5	3212	165.137	172.228	166.201	134.037	143.564
Goods excluding foods and energy.....		ID5	3213	135.541	135.583	136.039	136.070	136.525
Services.....		ID5	322	136.981	137.674	138.260	138.458	140.110
Trade services.....		ID5	3223	191.515	190.494	192.714	191.564	190.837
Transportation and warehousing services.....		ID5	3222	162.060	164.115	160.125	160.300	162.674
Transportation of passengers.....		ID5	32221	104.243	104.496	104.266	104.379	104.501
Transportation and warehousing of goods.....		ID5	32222	162.561	164.626	160.615	160.791	163.176
Services less trade, transportation, and warehousing.....		ID5	3221	127.324	127.789	129.458	129.761	131.364
Construction.....		ID5	323	140.291	141.124	141.290	141.367	142.438
Inputs to stage 3 construction producers.....		ID5	33	141.615	141.855	141.841	138.757	138.461
Goods.....		ID5	331	138.023	137.207	136.143	135.277	135.521
Goods excluding foods and energy.....		ID5	3313	175.874	174.835	173.479	172.375	172.686
Services.....		ID5	332	164.701	165.895	166.795	161.343	160.384
Trade services.....		ID5	3323	169.485	170.768	171.740	165.837	164.635
Transportation and warehousing services.....		ID5	3322	115.859	115.270	115.464	115.312	116.065
Transportation and warehousing of goods.....		ID5	33222	122.294	121.672	121.876	121.716	122.511
Services less trade, transportation, and warehousing.....		ID5	3321	121.174	121.830	121.840	121.403	122.827
Stage 2								
Stage 2 intermediate demand.....		ID5	2	147.638	140.512	139.267	140.724	139.144
Inputs to stage 2 goods producers.....		ID5	21	150.250	136.944	133.743	136.137	132.062
Goods.....		ID5	211	155.337	138.174	133.828	137.068	131.422
Foods.....		ID5	2111	175.150	167.492	171.240	171.203	171.625
Energy.....		ID5	2112	142.221	116.669	109.195	114.331	104.852
Goods excluding foods and energy.....		ID5	2113	149.311	146.139	145.972	146.326	146.984
Services.....		ID5	212	145.816	146.368	147.401	146.664	147.323
Trade services.....		ID5	2123	164.605	165.270	166.382	164.617	163.006
Transportation and warehousing services.....		ID5	2122	168.010	168.587	167.768	167.036	167.635
Transportation of passengers.....		ID5	21221	131.576	139.267	132.295	135.721	138.673
Transportation and warehousing of goods.....		ID5	21222	170.258	170.249	169.938	168.869	169.354
Services less trade, transportation, and warehousing.....		ID5	2121	127.009	127.472	129.839	130.415	133.896
Construction.....		ID5	213	140.291	141.124	141.290	141.367	142.438

See footnotes at end of table.

Table 5. Producer price indexes for Final Demand-Intermediate Demand groupings, not seasonally adjusted — Continued
 [January 2023, Index base Nov. 2009=100, unless otherwise indicated]

Title	Other index base	Commodity code		Unadjusted index ¹				
		Group code	Item code	Sept. 2022	Oct. 2022 ^P	Nov. 2022 ^P	Dec. 2022 ^P	Jan. 2023 ^P
Inputs to stage 2 services producers.....		ID5	22	139.105	140.038	141.307	141.528	143.125
Goods.....		ID5	221	148.086	147.665	147.146	145.639	146.124
Foods.....		ID5	2211	135.723	131.585	130.915	129.603	128.064
Energy.....		ID5	2212	196.797	199.892	191.078	167.333	176.231
Goods excluding foods and energy.....		ID5	2213	145.490	144.875	144.870	144.736	144.698
Services.....		ID5	222	137.439	138.570	140.141	140.618	142.358
Trade services.....		ID5	2223	181.450	179.473	183.500	195.110	183.701
Transportation and warehousing services.....		ID5	2222	158.659	164.387	152.532	153.567	150.105
Transportation of passengers.....		ID5	22221	131.376	139.462	132.133	135.734	138.804
Transportation and warehousing of goods.....		ID5	22222	164.338	169.641	156.893	157.449	152.775
Services less trade, transportation, and warehousing.....		ID5	2221	134.686	135.663	138.138	137.908	140.656
Construction.....		ID5	223	140.291	141.124	141.290	141.367	142.438
Stage 1 Intermediate Demand								
Stage 1 intermediate demand.....		ID5	1	147.768	147.975	147.796	144.978	145.974
Inputs to stage 1 goods producers.....		ID5	11	152.984	150.964	150.302	148.179	148.494
Goods.....		ID5	111	154.594	151.887	150.619	148.479	148.552
Foods.....		ID5	1111	177.119	172.071	171.812	169.121	169.565
Energy.....		ID5	1112	151.418	150.980	147.967	140.869	142.546
Goods excluding foods and energy.....		ID5	1113	155.511	152.595	151.536	150.608	150.243
Services.....		ID5	112	152.501	152.267	153.209	151.078	152.086
Trade services.....		ID5	1123	167.898	167.329	168.936	165.454	166.490
Transportation and warehousing services.....		ID5	1122	159.457	160.257	158.161	158.130	159.695
Transportation of passengers.....		ID5	11221	130.898	139.035	131.659	135.283	138.365
Transportation and warehousing of goods.....		ID5	11222	164.353	163.803	162.682	161.980	163.154
Services less trade, transportation, and warehousing.....		ID5	1121	107.123	107.212	107.615	107.325	108.052
Construction.....		ID5	113	140.291	141.124	141.290	141.367	142.438
Inputs to stage 1 services producers.....		ID5	12	143.290	144.637	144.787	142.072	143.477
Goods.....		ID5	121	154.570	156.397	154.490	146.116	149.310
Foods.....		ID5	1211	177.182	213.968	211.594	229.204	223.969
Energy.....		ID5	1212	188.649	193.664	186.908	159.130	166.950
Goods excluding foods and energy.....		ID5	1213	146.404	146.601	146.951	147.428	148.685
Services.....		ID5	122	137.343	138.448	139.626	139.746	140.392
Trade services.....		ID5	1223	169.519	167.942	171.038	171.874	169.279
Transportation and warehousing services.....		ID5	1222	140.993	143.845	141.407	142.118	145.711
Transportation of passengers.....		ID5	12221	130.820	138.951	131.581	135.202	138.283
Transportation and warehousing of goods.....		ID5	12222	161.568	161.713	161.827	160.956	165.203
Services less trade, transportation, and warehousing.....		ID5	1221	132.021	133.201	134.621	134.579	135.119
Construction.....		ID5	123	140.291	141.124	141.290	141.367	142.438
Inputs to stage 1 construction producers.....		ID5	13	165.594	166.812	166.475	161.029	162.107
Goods.....		ID5	131	168.221	169.766	168.851	163.046	165.045
Energy.....		ID5	1312	191.895	208.806	202.471	154.091	161.595
Goods excluding foods and energy.....		ID5	1313	167.807	167.374	167.151	166.801	168.176
Services.....		ID5	132	160.444	161.017	161.818	157.080	155.968
Trade services.....		ID5	1323	165.589	166.530	167.311	161.922	160.945
Transportation and warehousing services.....		ID5	1322	133.474	132.288	133.219	131.269	129.797
Transportation and warehousing of goods.....		ID5	13222	138.062	136.835	137.798	135.780	134.259
Services less trade, transportation, and warehousing.....		ID5	1321	132.875	133.463	133.577	133.753	133.695
Intermediate Demand by Production Flow Special Groupings								
Total goods inputs to stage 4 intermediate demand.....	04/10	ID5	9411	145.804	145.118	144.475	142.955	144.326
Total services inputs to stage 4 intermediate demand.....	04/10	ID5	9412	142.910	143.135	144.699	144.428	145.875
Total construction inputs to stage 4 intermediate demand.....	04/10	ID5	9413	139.129	139.955	140.120	140.196	141.258
Total foods inputs to stage 4 intermediate demand.....	04/10	ID5	9414	152.508	151.557	152.192	149.712	150.689
Total energy goods inputs to stage 4 intermediate demand.....	04/10	ID5	9415	144.764	142.967	137.249	128.064	135.193
Total goods less foods and energy inputs to stage 4 intermediate demand.....	04/10	ID5	9416	146.124	145.644	145.566	145.310	145.821
Total goods inputs to stage 3 intermediate demand.....	04/10	ID5	9311	151.867	151.774	150.103	143.766	143.948
Total services inputs to stage 3 intermediate demand.....	04/10	ID5	9312	140.732	141.283	141.895	141.613	142.955
Total construction inputs to stage 3 intermediate demand.....	04/10	ID5	9313	139.129	139.955	140.120	140.196	141.258
Total foods inputs to stage 3 intermediate demand.....	04/10	ID5	9314	163.227	164.345	165.248	165.517	160.293
Total energy goods inputs to stage 3 intermediate demand.....	04/10	ID5	9315	165.103	171.271	165.471	133.544	142.468
Total goods less foods and energy inputs to stage 3 intermediate demand.....	04/10	ID5	9316	148.085	145.574	144.185	143.210	142.810
Total goods inputs to stage 2 intermediate demand.....	04/10	ID5	9211	147.166	132.444	128.676	131.302	126.529
Total services inputs to stage 2 intermediate demand.....	04/10	ID5	9212	139.829	140.840	142.301	142.518	144.006
Total construction inputs to stage 2 intermediate demand.....	04/10	ID5	9213	139.129	139.955	140.120	140.196	141.258
Total foods inputs to stage 2 intermediate demand.....	04/10	ID5	9214	175.681	168.021	171.737	171.684	172.076
Total energy goods inputs to stage 2 intermediate demand.....	04/10	ID5	9215	139.855	115.170	107.838	112.534	103.450
Total goods less foods and energy inputs to stage 2 intermediate demand.....	04/10	ID5	9216	139.962	137.522	137.400	137.629	138.096
Total goods inputs to stage 1 intermediate demand.....	04/10	ID5	9111	139.432	139.022	137.746	133.404	134.686

See footnotes at end of table.

Table 5. Producer price indexes for Final Demand-Intermediate Demand groupings, not seasonally adjusted — Continued

[January 2023, Index base Nov. 2009=100, unless otherwise indicated]

Title	Other index base	Commodity code		Unadjusted index ¹				
		Group code	Item code	Sept. 2022	Oct. 2022 ^p	Nov. 2022 ^p	Dec. 2022 ^p	Jan. 2023 ^p
Total services inputs to stage 1 intermediate demand.....	04/10	ID5	9112	140.884	141.688	142.782	142.092	142.680
Total construction inputs to stage 1 intermediate demand.....	04/10	ID5	9117	139.129	139.955	140.120	140.196	141.258
Total foods inputs to stage 1 intermediate demand.....	04/10	ID5	9114	166.801	162.863	162.578	160.441	160.725
Total energy goods inputs to stage 1 intermediate demand.....	04/10	ID5	9115	168.206	172.036	166.925	145.987	151.103
Total goods less foods and energy inputs to stage 1 intermediate demand.....	04/10	ID5	9116	128.609	127.447	127.091	126.800	127.208

¹ All indexes are subject to revision for 4 months after their originally scheduled publication to incorporate late reports and corrections by survey respondents. In addition, seasonally adjusted indexes are subject to change for up to 5 years due to the recalculation of seasonal factors published each January.

² PPI defines Total finished as including only the personal consumption and private capital investment portions of final demand.

³ Trade indexes measure changes in margins received by wholesalers and retailers.

⁴ The PPI definition of foods does not include food and beverages for immediate consumption. PPI defines food and beverages for immediate consumption as the service of preparing meals, snacks, and beverages to customer order for immediate on-premises and off-premises consumption.

⁵ Distributive services include transportation, warehousing, and trade of goods.

⁶ Includes intermediate trade, transportation, and warehousing services.

⁷ Includes crude petroleum.

⁸ Excludes crude petroleum.

p Preliminary

"/" Data not available.

Table 6. Producer price index percentage changes for selected aggregate commodity and service groupings, not seasonally adjusted
 [January 2023]

Title	Commodity code		Unadjusted 12-month percent change ¹	Unadjusted 1-month percent change ¹				
	Group code	Item code		Jan. 2022 to Jan. 2023 ^P	Aug. to Sept.	Sept. to Oct. ^P	Oct. to Nov. ^P	Nov. to Dec. ^P
Goods								
All commodities.....	00	000000	5.5	-0.6	-1.1	-0.7	-2.0	0.8
Farm products, processed foods and feeds.....	PFF	PLUS02	9.9	0.0	-0.2	2.0	-0.6	-0.9
Farm products.....	01	—	12.8	0.2	0.8	4.9	-0.3	-4.7
Processed foods and feeds.....	02	—	8.6	-0.1	-0.6	0.7	-0.8	1.0
Industrial commodities.....	IND	THRU15	4.6	-0.7	-1.3	-1.2	-2.3	1.2
Textile products and apparel.....	03	—	6.4	0.0	-0.4	-0.1	-0.7	0.0
Hides, skins, leather, and related products.....	04	—	2.3	1.3	0.9	-1.7	-0.2	0.9
Fuels and related products and power.....	05	—	10.0	-1.0	-3.0	-4.2	-8.1	3.0
Chemicals and allied products.....	06	—	1.6	-1.1	-1.0	-0.6	-0.7	-0.2
Rubber and plastic products.....	07	—	6.4	-0.2	-0.5	-0.2	-0.3	-0.3
Lumber and wood products.....	08	—	-12.3	-1.9	-1.6	-1.5	-1.5	-0.6
Pulp, paper, and allied products.....	09	—	7.8	-0.6	-0.4	0.2	0.0	0.5
Metals and metal products.....	10	—	-7.5	-2.5	-2.4	-0.2	-0.4	0.7
Machinery and equipment.....	11	—	8.5	0.4	0.5	0.3	0.2	1.0
Furniture and household durables.....	12	—	7.9	0.5	0.1	0.7	0.4	0.3
Nonmetallic mineral products.....	13	—	11.7	0.5	0.3	0.4	0.2	2.2
Transportation equipment.....	14	—	4.5	0.2	0.5	0.1	0.2	0.5
Miscellaneous products.....	15	—	8.2	0.2	0.1	0.9	0.2	1.2
Industrial commodities less fuels.....	ILF	T15M05	2.8	-0.6	-0.5	0.0	-0.1	0.5
Other commodity groupings								
Petroleum products, refined.....	05	7	11.9	1.8	5.7	-4.9	-21.1	7.6
Industrial chemicals.....	06	1	-1.6	-2.6	-2.1	-1.1	-0.4	-1.5
Rubber and rubber products.....	07	1	8.0	0.2	0.2	-0.3	-0.5	0.9
Lumber.....	08	1	-34.4	-4.9	-3.2	-2.3	-4.3	0.2
Iron and steel.....	10	1	-23.0	-5.6	-4.6	-2.6	-1.1	0.5
Nonferrous metals.....	10	2	-2.8	-1.7	-3.0	2.9	0.4	2.4
General purpose machinery and equipment.....	11	4	11.7	0.4	0.4	0.5	0.3	1.3
Electrical machinery and equipment.....	11	7	5.6	0.3	0.2	0.3	0.3	0.4
Electronic components and accessories.....	11	78	1.9	0.4	0.9	0.4	0.1	-0.7
Aircraft and aircraft equipment.....	14	2	4.5	0.4	0.2	0.1	0.3	0.6
Services and construction								
Transportation services.....	30	—	10.9	-0.4	0.7	-0.6	-0.3	1.0
Services related to transportation activities.....	31	—	-10.7	-5.4	2.9	-6.1	0.1	-2.2
Warehousing, storage, and related activities.....	32	—	10.4	6.9	0.0	-0.3	5.1	1.7
Publishing sales, excluding software.....	33	—	3.7	1.2	0.5	-1.2	0.5	0.8
Software publishing.....	34	—	-0.7	1.2	-0.6	-2.3	0.5	1.5
Network compensation from broadcast and cable television and radio.....	35	—	1.6	0.0	0.0	0.0	0.0	0.2
Advertising space and time sales.....	36	—	-0.7	1.3	4.2	2.3	-4.4	-2.3
Telecommunication, cable, and internet user services.....	37	—	5.0	0.9	0.4	-0.1	0.2	1.4
Data processing and related services.....	38	—	-0.9	-0.2	0.1	0.0	0.0	0.0
Credit intermediation services (partial).....	39	—	28.8	3.3	0.2	5.8	1.3	5.4
Investment services.....	40	—	-2.7	0.9	0.5	4.6	-0.5	1.4
Insurance and annuities.....	41	—	2.5	0.3	0.0	0.0	0.5	0.7
Commissions and fees from sales and administration of insurance policies (partial).....	42	—	0.4	0.0	0.0	0.0	0.1	0.2
Real estate services (partial).....	43	—	3.6	0.7	-0.7	-0.4	0.6	0.0
Rental and leasing of goods (partial).....	44	—	4.0	-3.6	2.6	-3.2	-1.0	-1.3
Professional services (partial).....	45	—	3.9	0.2	-0.1	0.1	0.2	1.8
Employment services.....	46	—	1.8	0.2	-0.1	0.0	0.0	0.0
Travel arrangement services.....	47	—	5.9	-1.1	0.4	0.3	0.9	0.0
Selected security services (partial).....	48	—	7.9	2.4	0.8	0.0	0.0	1.1
Cleaning and building maintenance services (partial).....	49	—	4.3	0.0	-0.1	0.3	0.2	0.8
Waste collection and remediation services (partial).....	50	—	11.0	0.6	1.2	0.1	0.2	1.5
Health care services.....	51	—	2.4	0.0	0.4	0.2	0.1	0.6
Accommodation services.....	53	—	10.6	-3.8	4.9	-1.7	0.0	-1.0
Food and beverages for immediate consumption services (partial).....	54	—	3.9	-0.9	-0.4	0.5	-0.5	0.9
Repair and maintenance services (partial).....	55	—	6.2	0.5	0.5	0.3	0.2	0.5
Entertainment services (partial).....	56	—	4.0	2.5	0.4	-1.2	0.7	2.1
Wholesale trade services.....	57	—	8.4	0.4	-0.1	1.2	-0.6	-0.3
Retail trade services.....	58	—	5.8	-0.6	1.2	-1.6	0.6	0.2
Metal treatment services.....	59	—	8.8	0.0	0.8	0.0	-0.6	2.1

See footnotes at end of table.

Table 6. Producer price index percentage changes for selected aggregate commodity and service groupings, not seasonally adjusted — Continued
 [January 2023]

Title	Commodity code		Unadjusted 12-month percent change ¹	Unadjusted 1-month percent change ¹				
	Group code	Item code		Jan. 2022 to Jan. 2023 ^p	Aug. to Sept.	Sept. to Oct. ^p	Oct. to Nov. ^p	Nov. to Dec. ^p
Mining services.....	60	—	8.5	2.4	0.2	0.4	0.2	0.1
Contract work on textile products, apparel, and leather.....	61	—	4.4	0.1	0.2	1.5	0.0	0.5
Construction (partial).....	80	—	14.6	0.2	2.2	0.1	0.0	1.6

¹ All indexes are subject to revision for 4 months after their originally scheduled publication to incorporate late reports and corrections by survey respondents.

^p Preliminary

“—” Data not available.

NOTE: The term “(partial)” denotes incomplete coverage of the index category.

Table 7. Producer price index percentage changes for commodity and service groupings and individual items, not seasonally adjusted [January 2023]

Title	Commodity code		Unadjusted 12-month percent change ¹	Unadjusted 1-month percent change ¹				
	Group code	Item code		Jan. 2022 to Jan. 2023 ^P	Aug. to Sept.	Sept. to Oct. ^P	Oct. to Nov. ^P	Nov. to Dec. ^P
Goods								
All commodities.....	00	000000	5.5	-0.6	-1.1	-0.7	-2.0	0.8
Industrial commodities.....	IND	THRU15	4.6	-0.7	-1.3	-1.2	-2.3	1.2
Farm products, processed foods and feeds.....	PFF	PLUS02	9.9	0.0	-0.2	2.0	-0.6	-0.9
Farm products.....	01	—	12.8	0.2	0.8	4.9	-0.3	-4.7
Fruits & melons, fresh/dry vegs. & nuts.....	01	1	20.9	6.0	14.4	19.8	-7.9	-15.3
Fresh fruits and melons.....	01	11	15.8	-1.3	11.5	3.2	-7.8	6.5
Citrus fruits.....	01	1101	15.8	8.3	10.6	-27.7	-2.7	9.2
Grapefruits.....	01	110101	1.5	—	—	—	-10.0	-5.5
Lemons.....	01	110104	-5.7	2.9	22.2	-6.2	-8.9	-3.4
Valencia oranges.....	01	110105	—	9.5	8.3	—	—	—
Navel oranges.....	01	110106	8.6	—	—	—	-6.5	-0.8
Tangerines.....	01	110108	14.8	—	—	—	12.0	1.3
Other fruits and berries.....	01	1102	16.6	-5.1	12.7	14.9	-10.0	6.5
Plums and fresh prunes.....	01	110201	—	6.3	-2.8	—	—	—
Nectarines.....	01	110202	—	13.0	—	—	—	—
Avocados.....	01	110205	—	9.8	3.3	-3.2	-5.0	1.2
Kiwifruit.....	01	110206	21.8	—	—	—	—	-0.5
Granny Smith apples.....	01	110208	33.6	-2.5	—	—	11.5	4.4
Golden delicious apples.....	01	110211	20.4	—	—	—	—	4.7
Red delicious apples.....	01	110215	33.4	5.3	32.7	-5.5	3.5	5.3
McIntosh apples.....	01	110216	3.0	—	0.0	-8.4	5.2	-0.8
Peaches.....	01	110219	—	9.5	—	—	—	—
Gala apples.....	01	110220	47.4	26.4	-5.6	6.0	5.0	12.7
Pears.....	01	110221	32.8	-9.0	-6.7	0.8	6.7	4.6
Strawberries.....	01	110222	15.1	-46.9	111.8	55.6	-31.0	15.0
Raspberries.....	01	110224	—	-31.6	-7.7	—	—	—
Blackberries.....	01	110225	—	-16.7	-6.7	—	—	—
Blueberries.....	01	110227	—	25.5	—	—	—	—
Grapes.....	01	110228	6.7	-4.5	-0.2	-0.5	0.0	0.0
Table grapes.....	01	1102281	—	-13.6	-0.6	-1.6	0.0	—
Wine grapes.....	01	1102283	21.8	0.0	0.0	0.0	0.0	0.0
Juice grapes.....	01	1102284	40.4	0.0	0.0	0.0	0.0	0.0
Fuji apples.....	01	110229	59.4	—	—	—	0.3	-4.5
Empire apples.....	01	110230	11.7	—	—	-5.8	6.1	0.0
Melons.....	01	1103	—	-1.6	1.0	35.2	—	—
Cantaloupes.....	01	110301	—	7.9	10.8	39.0	—	—
Honeydews.....	01	110302	—	3.4	-20.0	20.3	—	—
Watermelons.....	01	110303	—	-7.4	-0.4	—	—	—
Fresh and dry vegetables.....	01	13	32.6	15.7	22.4	38.1	-9.4	-33.5
Dry vegetables.....	01	1301	-18.2	-2.8	-4.3	0.4	-1.0	0.4
Dry beans.....	01	13011	-12.7	-6.1	-8.3	-0.2	-1.3	0.6
Dry pinto beans.....	01	130110	-20.0	-12.0	-11.3	-0.3	0.0	0.0
Dry great northern beans.....	01	130111	—	0.0	0.0	14.3	0.0	0.0
Dry pink beans.....	01	130112	—	0.0	—	—	—	—
Dry pea beans.....	01	130113	-9.9	-2.3	-8.7	-2.5	-0.1	0.2
Dry kidney beans.....	01	130114	0.7	-6.6	-1.7	-2.9	-1.4	-0.2
Dry small red beans.....	01	130115	-6.8	4.4	—	—	—	10.7
Dry garbanzo beans.....	01	130116	-12.5	0.0	-5.1	4.0	-3.9	0.0
Dry black beans.....	01	130117	-10.5	-1.1	-7.1	-1.8	-2.8	3.0
Dry peas and lentils.....	01	13012	-24.4	2.6	1.7	1.2	0.6	0.1
Dry peas.....	01	130120	-27.9	2.5	-2.5	0.0	0.9	-0.9
Dry lentils.....	01	130121	-16.7	2.7	10.9	3.5	-3.4	2.4
Fresh vegetables, except potatoes.....	01	1302	28.0	48.2	51.6	43.1	-12.2	-44.9
Cabbage.....	01	130211	43.5	-22.1	8.8	5.8	2.7	28.9
Carrots.....	01	130212	30.8	13.3	9.4	9.6	0.5	2.2
Celery.....	01	130213	256.4	-6.3	16.3	165.3	64.6	16.0
Sweet corn.....	01	130214	66.4	3.6	14.3	47.8	—	—
Lettuce.....	01	130215	27.1	104.0	111.5	58.2	-19.8	-69.7
Dry onions.....	01	130216	-10.1	37.6	-34.3	-4.0	0.1	-4.4
Tomatoes.....	01	130217	22.2	28.3	32.6	26.0	—	—
Snap beans.....	01	130218	70.8	13.3	—	—	-35.2	12.1
Broccoli.....	01	130222	66.1	129.8	64.7	-26.9	67.3	-41.1

See footnotes at end of table.

Table 7. Producer price index percentage changes for commodity and service groupings and individual items, not seasonally adjusted — Continued
[January 2023]

Title	Commodity code		Unadjusted 12-month percent change ¹	Unadjusted 1-month percent change ¹				
	Group code	Item code		Jan. 2022 to Jan. 2023 ^P	Aug. to Sept.	Sept. to Oct. ^P	Oct. to Nov. ^P	Nov. to Dec. ^P
Cauliflower.....	01	130223	-62.1	92.2	21.7	274.0	-42.6	-73.2
Spinach.....	01	130224	—	93.6	11.5	-16.5	—	—
Greens.....	01	130225	20.3	3.3	5.3	-3.9	-2.8	9.7
Endive.....	01	130226	82.3	-4.5	8.7	15.8	46.1	8.2
Green peppers.....	01	130228	22.1	-7.7	15.8	43.2	-15.6	23.1
Eggplant.....	01	130229	-17.3	—	—	-48.5	24.0	16.2
Squash.....	01	130231	-8.3	13.2	-4.4	-9.7	12.7	53.3
Beets.....	01	130232	8.4	20.1	53.6	6.6	-27.7	-24.0
Cucumbers.....	01	130234	—	-17.6	66.9	24.4	-36.4	0.0
Artichokes.....	01	130235	87.2	-3.4	-8.0	110.7	16.3	23.1
Pumpkins.....	01	130236	—	—	8.7	—	—	—
Sweet potatoes.....	01	1303	2.9	11.8	-1.5	-7.6	-0.3	-1.3
Sweet potatoes.....	01	130301	2.9	11.8	-1.5	-7.6	-0.3	-1.3
Potatoes.....	01	1306	47.1	-18.5	-31.8	28.0	3.0	-2.2
Russet potatoes.....	01	130603	56.0	-17.9	-33.1	30.1	3.0	-2.4
Round red potatoes.....	01	130604	6.7	-17.1	-13.1	1.2	-1.4	0.6
Round yellow potatoes.....	01	130605	16.5	—	0.0	0.0	19.7	1.2
Tree nuts.....	01	19	9.3	0.0	-3.2	0.0	0.0	12.5
Tree nuts.....	01	1901	9.3	0.0	-3.2	0.0	0.0	12.5
Pecans.....	01	190101	4.2	0.0	0.0	0.0	0.0	0.0
Almonds.....	01	190102	18.6	0.0	0.0	0.0	0.0	18.6
Filberts.....	01	190103	9.1	0.0	0.0	0.0	0.0	0.0
Walnuts.....	01	190104	-27.9	0.0	-28.6	0.0	0.0	0.0
Macadamias.....	01	190105	0.0	0.0	0.0	0.0	0.0	0.0
Pistachios.....	01	190106	0.0	0.0	0.0	0.0	0.0	0.0
Grains.....	01	2	8.4	6.0	-3.6	-1.0	-2.4	-0.5
Wheat.....	01	21	-6.0	9.4	3.8	-3.3	-7.2	-3.6
Wheat.....	01	2101	-6.0	9.4	3.8	-3.3	-7.2	-3.6
Hard red winter wheat.....	01	210101	0.6	11.8	6.6	-3.9	-9.2	-6.4
Hard red spring wheat.....	01	210102	-1.5	5.3	2.2	-0.3	-3.3	0.3
Soft white wheat.....	01	210103	-22.0	7.6	-7.8	-0.3	-2.5	-2.7
Soft red winter wheat.....	01	210104	-4.0	13.5	3.8	-8.4	-9.9	1.0
Hard amber durum wheat.....	01	210105	-40.3	-12.5	10.6	6.8	-4.6	-0.8
Other grains.....	01	22	11.3	5.6	-5.7	-0.7	-1.5	-0.1
Barley.....	01	2201	-13.1	-10.4	10.9	2.4	-0.1	-1.1
Barley.....	01	220101	-13.1	-10.4	10.9	2.4	-0.1	-1.1
Corn.....	01	2202	12.0	5.9	-6.1	-0.7	-1.4	0.0
Corn.....	01	220205	12.0	5.9	-6.1	-0.7	-1.4	0.0
Oats.....	01	2203	-40.4	-5.6	-3.4	1.6	-3.9	-2.4
Oats.....	01	220311	-40.4	-5.6	-3.4	1.6	-3.9	-2.4
Sorghum.....	01	2205	11.6	5.4	2.9	-2.3	-3.7	-1.0
Sorghum.....	01	220501	11.6	5.4	2.9	-2.3	-3.7	-1.0
Rough rice.....	01	23	35.2	-3.1	0.4	5.4	7.0	1.7
Rough rice.....	01	2301	35.2	-3.1	0.4	5.4	7.0	1.7
Rough rice.....	01	230103	35.2	-3.1	0.4	5.4	7.0	1.7
Long grain rough rice.....	01	2301031	29.0	2.5	0.0	1.9	3.0	2.4
Medium/short grain rough rice.....	01	2301032	50.0	-15.3	1.3	14.5	16.0	0.0
Livestock.....	01	3	10.4	-8.2	-4.0	1.7	-0.1	-0.9
Slaughter cattle.....	01	31	15.6	-1.6	-0.6	4.1	1.3	1.8
Slaughter steers and heifers.....	01	3101	15.5	-0.2	2.6	4.3	1.9	1.1
Slaughter steers and heifers.....	01	310199	15.5	-0.2	2.6	4.3	1.9	1.1
Slaughter cows and bulls.....	01	3102	15.2	-7.7	-14.8	3.5	-1.7	5.6
Slaughter cows and bulls.....	01	310299	15.2	-7.7	-14.8	3.5	-1.7	5.6
Slaughter vealers.....	01	3103	17.8	0.6	-0.1	0.0	0.0	-0.8
Slaughter vealers.....	01	310399	17.8	0.6	-0.1	0.0	0.0	-0.8
Slaughter hogs.....	01	32	3.7	-26.0	-7.6	-5.2	-5.1	-10.6
Slaughter barrows and gilts.....	01	3201	4.2	-26.1	-8.0	-5.0	-4.6	-10.3
Slaughter barrows and gilts.....	01	320199	4.2	-26.1	-8.0	-5.0	-4.6	-10.3
Slaughter sows.....	01	3202	-13.9	-21.9	6.2	-9.6	-20.1	-21.3
Slaughter sows.....	01	320299	-13.9	-21.9	6.2	-9.6	-20.1	-21.3
Slaughter lambs.....	01	33	-41.2	2.5	-5.4	34.2	-13.2	10.6
Slaughter lambs.....	01	3301	-41.2	2.5	-5.4	34.2	-13.2	10.6
Slaughter lambs.....	01	330199	-41.2	2.5	-5.4	34.2	-13.2	10.6

See footnotes at end of table.

Table 7. Producer price index percentage changes for commodity and service groupings and individual items, not seasonally adjusted — Continued
[January 2023]

Title	Commodity code		Unadjusted 12-month percent change ¹	Unadjusted 1-month percent change ¹				
	Group code	Item code		Jan. 2022 to Jan. 2023 ^P	Aug. to Sept.	Sept. to Oct. ^P	Oct. to Nov. ^P	Nov. to Dec. ^P
Feeder and replacement cattle.....	01	34	10.8	1.8	-5.4	3.3	1.7	2.2
Feeder and replacement cattle.....	01	3401	10.8	1.8	-5.4	3.3	1.7	2.2
Feeder and replacement cattle.....	01	340199	10.8	1.8	-5.4	3.3	1.7	2.2
Slaughter poultry.....	01	4	-3.0	-5.1	-0.3	1.6	0.4	-1.9
Slaughter chickens.....	01	41	-10.1	-6.8	-2.3	2.7	0.0	-2.3
Broilers and other meat type chickens.....	01	4102	-10.1	-6.8	-2.3	2.7	0.0	-2.3
Slaughter chickens.....	01	410299	-10.1	-6.8	-2.3	2.7	0.0	-2.3
Slaughter turkeys.....	01	42	36.8	2.0	7.6	-2.3	1.4	-0.3
Slaughter turkeys.....	01	4201	36.8	2.0	7.6	-2.3	1.4	-0.3
Slaughter turkeys.....	01	420199	36.8	2.0	7.6	-2.3	1.4	-0.3
Slaughter ducks.....	01	43	10.9	1.9	0.0	2.9	2.9	0.0
Slaughter ducks.....	01	4301	10.9	1.9	0.0	2.9	2.9	0.0
Slaughter ducks.....	01	430199	10.9	1.9	0.0	2.9	2.9	0.0
Raw cotton.....	01	5	-24.0	-0.2	-15.2	-4.5	-5.1	2.9
Raw cotton.....	01	51	-24.0	-0.2	-15.2	-4.5	-5.1	2.9
Raw cotton.....	01	5101	-24.0	-0.2	-15.2	-4.5	-5.1	2.9
Raw cotton.....	01	510101	-24.0	-0.2	-15.2	-4.5	-5.1	2.9
Upland cotton.....	01	5101011	-25.6	-0.2	-16.6	-4.2	-5.6	3.3
Pima cotton.....	01	5101012	-3.6	0.0	0.0	-6.9	0.0	0.0
Raw milk.....	01	6	1.3	0.4	6.1	-1.2	-3.5	-0.8
Raw milk.....	01	61	1.3	0.4	6.1	-1.2	-3.5	-0.8
Raw milk.....	01	6101	1.3	0.4	6.1	-1.2	-3.5	-0.8
Raw milk.....	01	610102	1.3	0.4	6.1	-1.2	-3.5	-0.8
Chicken eggs.....	01	7	222.8	12.1	21.8	19.6	30.2	-20.1
Chicken eggs.....	01	71	222.8	12.1	21.8	19.6	30.2	-20.1
Eggs for fresh use.....	01	7107	209.3	16.6	15.0	26.0	24.5	-12.7
Eggs, jumbo.....	01	710701	161.0	12.1	13.8	17.1	25.9	-10.9
Eggs, extra large.....	01	710702	218.2	19.3	14.1	20.6	26.0	-10.8
Eggs, large.....	01	710703	216.6	14.6	17.1	25.8	26.0	-12.2
Eggs, medium.....	01	710704	173.9	24.2	7.8	37.1	16.0	-18.3
Eggs, small.....	01	710705	188.8	10.6	2.9	19.3	18.6	-11.2
Breaker stock and checks and undergrades.....	01	7108	253.8	5.0	33.5	10.1	39.9	-31.0
Breaker stock.....	01	710801	249.0	6.1	31.0	11.2	40.3	-31.3
Checks and undergrades.....	01	710802	292.4	-3.3	53.5	2.5	36.8	-28.9
Hay, hayseeds, and oilseeds.....	01	8	7.0	0.7	-7.4	2.6	4.1	-1.9
Hay and hayseeds.....	01	81	5.3	5.1	0.5	-15.0	21.4	-11.0
Hay and hayseeds.....	01	8101	5.3	5.1	0.5	-15.0	21.4	-11.0
Alfalfa hay.....	01	810101	15.6	-0.9	0.5	-3.3	5.2	-1.8
All other hay.....	01	810102	-6.0	13.8	0.7	-29.9	49.5	-21.1
Oilseeds.....	01	83	7.0	-0.1	-9.0	6.7	1.0	-0.2
Oilseeds.....	01	8301	7.0	-0.1	-9.0	6.7	1.0	-0.2
Peanuts.....	01	830111	30.1	-2.0	5.4	-0.9	-10.0	41.7
Cottonseed.....	01	830121	12.5	4.7	-2.9	-13.0	-7.4	1.7
Soybeans.....	01	830131	7.6	0.2	-10.2	8.0	1.8	-1.4
Flaxseed.....	01	830151	-44.2	-2.9	0.0	-2.9	2.9	-4.3
Sunflower.....	01	830161	-22.2	-10.5	5.0	-5.1	-4.7	-3.9
Canola.....	01	830171	-21.4	-9.2	3.1	8.9	-4.4	-0.1
Miscellaneous oil crops.....	01	830181	9.1	0.5	0.6	0.0	0.0	0.0
Processed foods and feeds.....	02	-	8.6	-0.1	-0.6	0.7	-0.8	1.0
Cereal and bakery products.....	02	1	14.2	1.6	0.9	1.1	-0.2	0.8
Bakery products.....	02	11	11.6	0.8	0.2	1.5	0.1	0.3
Bread (white, wheat, rye, etc.), including frozen.....	02	1102	13.4	1.3	-0.7	0.9	0.6	-0.8
Bread (white, wheat, rye, etc.), including frozen.....	02	110201	13.4	1.3	-0.7	0.9	0.6	-0.8
White pan bread.....	02	11020111	19.2	1.4	-0.8	0.6	0.4	0.2
White hearth bread (French, Italian, etc.).....	02	11020112	9.0	1.0	-0.4	0.6	0.1	0.0
Dark wheat breads (whole wheat, cracked wheat, multigrain, etc.).....	02	11020113	10.6	0.5	-0.9	0.6	1.3	-0.7
Other variety breads (rye, unleavened, raisin, potato, self-rising, salt-free, canned, etc.).....	02	11020114	7.6	2.0	-0.5	2.1	0.6	-3.2
Rolls (bread-type), muffins, bagels, and croissants.....	02	1105	17.1	1.6	0.0	5.7	-0.8	0.3
Rolls (bread-type), muffins, bagels, and croissants.....	02	110505	17.1	1.6	0.0	5.7	-0.8	0.3

See footnotes at end of table.

Table 7. Producer price index percentage changes for commodity and service groupings and individual items, not seasonally adjusted — Continued
[January 2023]

Title	Commodity code		Unadjusted 12-month percent change ¹	Unadjusted 1-month percent change ¹				
	Group code	Item code		Jan. 2022 to Jan. 2023 ^P	Aug. to Sept.	Sept. to Oct. ^P	Oct. to Nov. ^P	Nov. to Dec. ^P
Rolls, hamburger and wiener.....	02	11050501	18.0	2.7	-0.6	8.7	0.6	-0.3
All other rolls, bread-type (incl. muffins, bagels, and croissants).....	02	11050502	16.0	0.5	0.6	2.7	-2.2	0.9
Other sweet goods, excluding frozen.....	02	1107	18.8	-0.1	3.6	0.8	-0.1	3.0
Other sweet goods, excluding frozen.....	02	110703	18.8	-0.1	3.6	0.8	-0.1	3.0
Soft cakes, excluding frozen.....	02	1108	4.9	0.2	0.2	-0.8	-0.4	0.7
Soft cakes, excluding frozen.....	02	110803	4.9	0.2	0.2	-0.8	-0.4	0.7
Cookies, crackers, and related products.....	02	1121	3.6	0.2	0.0	0.0	0.2	0.0
Cookies, wafers, and ice cream cones and cups (excluding frozen).....	02	112103	5.5	0.3	0.0	0.0	0.0	0.0
Crackers, biscuits, and related products.....	02	112104	0.8	0.0	0.0	0.0	0.6	0.0
Saltines and all other crackers, cracker meal and crumbs, and biscuits.....	02	1121042	0.8	0.0	0.0	0.0	0.6	0.0
Retail bakery products, excluding retail trade.....	02	1130	12.4	0.2	1.0	0.0	0.7	1.1
Retail bakery products, excluding retail trade.....	02	113001	12.4	0.2	1.0	0.0	0.7	1.1
Flour and flour base mixes and doughs.....	02	12	15.6	3.9	1.7	0.7	-1.5	0.1
Wheat flour.....	02	1203	9.1	3.3	2.6	1.0	-3.0	-0.6
Wheat flour.....	02	120301	9.1	3.3	2.6	1.0	-3.0	-0.6
Flour base mixes and doughs.....	02	1204	22.7	4.6	0.7	0.4	0.0	0.5
Flour base mixes and doughs.....	02	120401	22.7	4.6	0.7	0.4	0.0	0.5
Prepared flour mixes, including refrigerated and frozen doughs and batters, made in flour mills.....	02	1204011	19.0	4.4	0.0	0.1	0.5	1.2
Flour mixes, excluding cake mixes, made from purchased flour.....	02	1204013	23.4	4.4	0.9	0.5	0.0	0.4
Milled rice and byproducts.....	02	13	26.2	2.1	1.4	0.7	2.0	3.2
Head rice.....	02	1301	28.5	2.0	1.5	0.5	2.2	4.3
Head rice.....	02	130106	28.5	2.0	1.5	0.5	2.2	4.3
Head rice not packaged with other ingredients.....	02	1301066	28.7	1.7	1.6	0.6	0.8	4.8
Milled rice (incl second heads, screenings, brewers, bran, sharps, rice flour, and byproducts).....	02	1302	19.5	2.5	0.9	1.6	1.3	1.9
Milled rice (incl second heads, screenings, brewers, bran, sharps, rice flour, and byproducts).....	02	130201	19.5	2.5	0.9	1.6	1.3	1.9
Cereal and pasta products.....	02	14	15.9	0.8	1.6	0.6	0.2	2.1
Dry macaroni, spaghetti, and egg noodle products, made from purchased flour.....	02	1402	30.5	0.9	1.7	0.0	0.0	10.6
Dry macaroni, spaghetti, and egg noodle products, made from purchased flour.....	02	140203	30.5	0.9	1.7	0.0	0.0	10.6
Dry macaroni, spaghetti, and egg noodle products, made from purchased flour.....	02	14020303	30.5	0.9	1.7	0.0	0.0	10.6
Cereal and mill products, other than flour.....	02	1409	12.8	0.7	1.5	0.8	0.3	0.2
Manufactured starch, made by wet milling.....	02	140907	3.7	-2.8	1.1	-1.0	0.2	-0.9
Wheat mill products, corn mill products, and other grain mill products except flour.....	02	140908	17.6	4.3	5.7	-0.3	1.1	-0.6
Wheat mill products, except flour.....	02	1409081	42.8	3.4	16.0	1.9	8.3	-4.6
Corn mill products.....	02	1409082	20.8	5.1	8.3	-0.5	-0.8	2.3
Other grain mill products.....	02	1409083	-2.0	3.1	-7.0	-1.4	-0.6	-1.0
Breakfast cereal.....	02	140909	13.4	0.1	-0.1	1.7	0.0	1.3
Meats, poultry, and fish.....	02	2	-2.5	-3.0	-3.8	0.9	-2.8	2.1
Meats.....	02	21	-0.7	-1.8	-2.3	1.0	0.4	1.7
Beef and veal products, fresh or frozen.....	02	2101	-4.7	-4.3	-4.6	2.9	3.8	6.5
Beef, fresh/frozen variety meats, not canned or made into sausage, made in slaughtering plants.....	02	210126	12.0	2.8	0.0	4.6	-1.3	6.2
Beef, fresh/frozen whole/half carcass, not canned or made into sausage, misp.....	02	210131	-6.2	-5.7	0.9	13.7	-11.4	9.6
Beef, fresh/frozen, primal and subprimal cuts, made in slaughtering plants.....	02	210133	-5.6	-4.6	-5.2	2.1	5.2	6.3
Lamb/mutton, fresh or frozen, not canned or made into sausage, made in slaughtering plants.....	02	2103	63.2	-0.9	0.0	77.6	-0.2	-0.2
Lamb/mutton, fresh or frozen, not canned or made into sausage, made in slaughtering plants.....	02	210321	63.2	-0.9	0.0	77.6	-0.2	-0.2
Pork products, fresh, frozen, or processed, except sausage.....	02	2104	4.9	0.4	0.2	-1.2	-3.5	-0.4
Pork, fresh/frozen, unprocessed, all cuts, except sausage, made in slaughtering plants.....	02	210444	7.0	-2.9	-0.2	0.2	-5.9	3.3
Pork, processed or cured, not canned or made into sausage.....	02	210447	2.5	4.1	0.6	-2.6	-0.8	-4.2
Pork, processed or cured, not canned or made into sausage, made in slaughtering plants.....	02	2104471	14.8	21.5	-1.8	-3.3	1.2	-3.0
Pork, processed or cured, not canned or made into sausage, mfpc.....	02	2104472	-1.0	-0.5	1.4	-2.4	-1.5	-4.6
Pork, sweet-pickled, dry-cured, or dry salt, not canned or made into sausage, mfpc.....	02	21044721	0.3	0.5	-0.3	-0.5	0.0	-0.1
Smoked hams and picnics, excluding canned, made from purchased carcasses.....	02	21044722	-3.0	-4.4	6.5	0.4	0.3	-13.5

See footnotes at end of table.

Table 7. Producer price index percentage changes for commodity and service groupings and individual items, not seasonally adjusted — Continued
[January 2023]

Title	Commodity code		Unadjusted 12-month percent change ¹	Unadjusted 1-month percent change ¹				
	Group code	Item code		Jan. 2022 to Jan. 2023 ^P	Aug. to Sept.	Sept. to Oct. ^P	Oct. to Nov. ^P	Nov. to Dec. ^P
Smoked slab bacon, made from purchased carcasses.....	02	21044723	-13.8	-0.7	-1.8	-8.7	-3.0	-1.6
Smoked sliced bacon, made from purchased carcasses.....	02	21044724	-7.2	0.9	-1.0	-6.1	-3.9	-1.5
Other smoked pork, not canned or made into sausage, made from purchased carcasses.....	02	21044725	12.9	2.4	0.6	-0.1	-0.8	-1.3
Boiled ham, barbecue pork, and other cooked pork, excluding canned meats and sausage, mfpc.....	02	21044726	20.2	4.9	-1.9	2.2	-0.1	-4.2
Other meats, fresh, frozen, or canned.....	02	2105	2.5	-0.1	-1.2	-0.2	-1.0	-1.9
Fresh/processed sausage, deli & cooked meats, etc.....	02	210503	6.7	-0.5	-1.6	0.6	-2.1	-1.3
Fresh and processed sausage, deli, and cooked meats, made in slaughtering plants.....	02	2105031	13.2	0.4	-0.6	2.3	-3.1	0.0
Fresh and processed sausage, deli, and cooked meats, mfpc.....	02	2105032	4.8	-0.8	-1.9	-0.1	-1.7	-1.5
Fresh sausage (pork sausage, breakfast links, etc.), excluding canned, mfpc.....	02	21050321	10.4	-1.1	-3.0	-0.1	-4.1	-3.0
Dry or semidry sausage (salami, cervelat, pepperoni, summer sausage, pork roll, etc), mfpc.....	02	21050322	3.2	-0.7	-2.4	-0.3	-1.5	-0.9
Frankfurters, including wieners, excluding canned, made from purchased carcasses.....	02	21050323	4.7	-0.4	-1.3	0.1	-0.3	0.6
Other sausage (smoked or cooked) & jellied goods & similar preparations, excluding canned, mfpc.....	02	21050324	1.4	-0.8	0.1	0.3	0.0	-1.8
Boxed meat (beef, pork, lamb, etc.), made from purchased carcasses.....	02	210504	-6.8	2.0	1.6	-0.7	0.3	-8.2
Canned meats, excluding dog, cat, and baby food.....	02	210579	25.0	6.8	0.5	0.0	0.1	-0.8
Frozen ground meat patties and other processed, frozen, or cooked meats, mfpc.....	02	210586	-2.1	-2.2	-2.5	-0.8	-0.7	-0.2
Processed poultry.....	02	22	-6.0	-6.7	-7.8	1.7	-9.6	3.0
Young chickens, including bulk, chilled, frozen, whole, and in parts.....	02	2203	-9.2	-3.7	-8.2	-3.5	-2.4	-0.8
Young chickens, including bulk, chilled, frozen, whole, and in parts.....	02	220333	-9.2	-3.7	-8.2	-3.5	-2.4	-0.8
Turkeys, including frozen, whole, and in parts.....	02	2206	30.6	0.9	1.3	0.0	-0.3	0.0
Turkeys, including frozen, whole, and in parts.....	02	220611	30.6	0.9	1.3	0.0	-0.3	0.0
Canned, cooked, smoked or prepared poultry.....	02	2208	-15.7	-14.7	-12.1	11.4	-26.0	13.4
Canned, cooked, smoked or prepared poultry.....	02	220811	-15.7	-14.7	-12.1	11.4	-26.0	13.4
Chicken hens and other poultry/small game.....	02	2209	8.4	0.0	-0.2	3.5	0.3	1.4
Other poultry/small game (duck, goose, rabbit, etc.).....	02	220911	24.6	0.1	-0.5	7.2	0.3	1.4
Unprocessed and prepared seafood.....	02	23	-3.5	2.7	-0.8	-2.2	-2.0	1.1
Unprocessed finfish.....	02	2301	-12.1	3.2	-6.2	-6.0	-8.2	11.8
Haddock.....	02	230101	10.8	15.7	0.1	-4.4	-3.1	2.1
Halibut.....	02	230102	-	-10.1	13.2	9.3	-	-
Flounder.....	02	230131	-26.6	-16.1	-1.1	-14.4	25.5	16.0
Cod.....	02	230132	25.2	11.3	-4.5	-14.9	52.3	-20.6
Pollock.....	02	230133	-38.8	-0.1	-8.5	-16.2	-1.0	-19.9
Tuna.....	02	230136	37.7	1.0	-8.3	8.6	-21.7	59.6
Other finfish.....	02	230199	9.9	11.4	-7.7	-1.3	-18.2	30.9
Canned seafood (including soups, stews, and chowders).....	02	2304	-	2.5	0.0	0.0	0.0	-
Canned seafood (including soups, stews, and chowders).....	02	230429	-	2.5	0.0	0.0	0.0	-
Unprocessed shellfish.....	02	2305	-4.3	8.4	2.2	-3.3	-0.3	0.4
Shrimp.....	02	230501	-8.6	3.7	-4.0	0.1	-0.1	-0.8
Crabs.....	02	230502	-	16.1	-	-	-	-
Lobsters.....	02	230503	-24.6	9.0	-3.5	-13.1	1.0	1.9
Clams.....	02	230504	-1.8	0.0	-1.2	0.0	0.7	0.0
Oysters.....	02	230505	21.1	0.0	0.0	0.0	0.0	0.0
Sea scallops.....	02	230506	-19.0	2.3	15.4	2.3	-2.0	0.3
Mussels.....	02	230507	18.2	0.0	0.0	9.1	8.3	0.0
Prepared fresh and frozen seafood.....	02	2306	2.9	0.5	0.2	-0.6	-0.6	0.0
Prepared fresh fish/seafood, inc. surimi/surimi-based products.....	02	230601	8.8	2.6	-0.4	-0.3	0.7	-0.4
Prepared frozen fish.....	02	230602	8.8	0.3	-1.5	1.0	-2.4	0.5
Prepared frozen shellfish.....	02	230603	-13.0	-1.1	2.2	-1.9	-0.7	-1.4
Other prepared fresh and frozen seafood.....	02	230604	15.3	0.1	3.3	-4.3	3.4	0.9
Dairy products.....	02	3	6.4	-0.7	0.4	-0.4	-0.7	-1.9
Fluid milk products.....	02	31	12.2	-1.6	0.0	1.5	-1.3	-0.8
Packaged fluid milk and related products.....	02	3103	11.4	-2.5	-0.9	2.4	-1.2	-0.5
Fluid whole milk.....	02	310301	11.3	-2.8	-1.0	2.4	-1.8	0.0
Reduced fat and lowfat milk (1/2-2).....	02	310302	9.2	-3.1	-1.4	2.6	-1.0	0.2
Fat free or skim milk.....	02	310303	5.4	-3.8	-2.1	3.0	-0.2	0.0
Other fluid milk related products, packaged, incl. cartons, bottles, cans, and dispenser cans.....	02	310304	22.4	0.4	1.0	1.3	-1.1	-2.3
Cottage cheese.....	02	3104	7.3	-0.2	-0.4	1.1	-1.4	0.1
Cottage cheese.....	02	310401	7.3	-0.2	-0.4	1.1	-1.4	0.1
Other milk products.....	02	3105	11.9	-0.5	0.6	0.6	-0.2	1.1

See footnotes at end of table.

Table 7. Producer price index percentage changes for commodity and service groupings and individual items, not seasonally adjusted — Continued
 [January 2023]

Title	Commodity code		Unadjusted 12-month percent change ¹	Unadjusted 1-month percent change ¹				
	Group code	Item code		Jan. 2022 to Jan. 2023 ^P	Aug. to Sept.	Sept. to Oct. ^P	Oct. to Nov. ^P	Nov. to Dec. ^P
Other milk products.....	02	310501	11.9	-0.5	0.6	0.6	-0.2	1.1
Yogurt, excluding frozen.....	02	3105011	11.3	-0.1	0.9	0.1	-0.1	0.1
Other packaged milk products.....	02	3105012	12.5	-1.7	-0.2	1.9	-0.4	2.7
Bulk fluid milk and cream.....	02	3106	15.3	-0.4	1.8	0.0	-2.7	-4.4
Bulk fluid milk and cream.....	02	310601	15.3	-0.4	1.8	0.0	-2.7	-4.4
Butter.....	02	32	-6.5	5.1	1.2	-9.1	-3.2	-12.0
Butter.....	02	3201	-6.5	5.1	1.2	-9.1	-3.2	-12.0
Butter.....	02	320114	-6.5	5.1	1.2	-9.1	-3.2	-12.0
Natural, processed, and imitation cheese.....	02	33	9.0	-0.6	3.1	-0.5	0.7	-1.1
Natural cheese, except cottage cheese.....	02	3302	8.5	-0.7	2.9	-0.3	1.3	-1.0
Natural cheese, except cottage cheese.....	02	330212	8.5	-0.7	2.9	-0.3	1.3	-1.0
Natural cheese, except lowfat, shipped in consumer packages or containers (3 lbs or less).....	02	3302121	7.9	0.4	-0.1	-0.3	0.1	-0.3
Natural cheese, except lowfat, shipped in packages or containers (more than 3 lbs) or bulk.....	02	3302122	8.5	-1.7	5.2	-0.4	2.1	-2.2
Lowfat natural cheese, except cottage cheese, shipped in consumer packages (3 lbs. or less).....	02	3302123	5.8	1.3	0.1	0.0	0.0	0.5
Lowfat natural cheese, except cottage cheese, shipped in packages (more than 3 lbs.) or in bulk.....	02	3302124	9.8	-3.0	8.0	-1.1	4.2	-1.2
Processed cheese and related products.....	02	3303	10.2	-0.6	4.2	-1.1	-1.8	-1.3
Process cheese and related products.....	02	330312	10.2	-0.6	4.2	-1.1	-1.8	-1.3
Process cheese, shipped in consumer packages or containers (3 lbs. or less).....	02	3303121	4.4	0.9	3.9	-2.1	-1.8	-2.8
All other process cheese and related products.....	02	3303122	15.0	-1.7	4.3	-0.3	-1.8	-0.1
Process cheese shipped in packages or containers (more than 3 lbs.) or in bulk.....	02	33031221	22.1	-6.0	-1.9	6.6	-0.7	-1.4
Cheese food, spread, and other related products.....	02	33031225	7.2	3.8	11.7	-7.6	-3.2	1.3
Cheese substitutes and imitations.....	02	3304	36.3	12.1	0.0	5.3	0.0	0.0
Cheese substitutes and imitations.....	02	330401	36.3	12.1	0.0	5.3	0.0	0.0
Raw liquid whey.....	02	3307	-9.5	-0.7	-0.3	-14.3	-6.8	-1.7
Raw liquid whey.....	02	330701	-9.5	-0.7	-0.3	-14.3	-6.8	-1.7
Ice cream and frozen desserts.....	02	34	11.1	0.6	0.3	0.4	0.0	-0.4
Ice cream and frozen desserts.....	02	3402	11.1	0.6	0.3	0.4	0.0	-0.4
Ice cream and frozen desserts.....	02	340201	11.1	0.6	0.3	0.4	0.0	-0.4
Ice cream, excl. lowfat and nonfat (incl. custards), shipped in bulk (containers 3 gal or more).....	02	3402011	5.9	0.0	-1.1	0.0	-0.5	-1.6
Ice cream, incl. custards (excl. lowfat and nonfat) shipped in sizes less than 3 gallons.....	02	3402012	10.2	0.6	0.7	0.8	0.1	-1.7
Ice cream, including custards (excluding lowfat and nonfat), novelty forms.....	02	3402013	15.1	1.0	0.5	0.2	0.1	0.4
Ice cream, including custards, lowfat and nonfat.....	02	3402014	15.9	0.0	0.0	0.0	0.0	4.3
Frozen desserts containing fats other than butterfat (incl. soy, rice, almond, oats, etc.).....	02	3402016	-	-	-	-	-	0.0
Other frozen desserts (yogurt, sherbet, water ices, mellorine, frozen pudding, gelato, etc.).....	02	3402019	10.7	0.3	0.0	0.0	0.0	2.7
Dry, condensed, and evaporated milk products.....	02	35	-8.8	-1.8	-5.1	-1.3	-1.9	-3.7
Dry milk products, including feed grade.....	02	3502	-14.8	-2.2	-7.8	-1.0	-2.2	-4.8
Dry milk products, including feed grade.....	02	350201	-14.8	-2.2	-7.8	-1.0	-2.2	-4.8
Liquid milk products.....	02	3503	1.0	-1.2	-0.4	-2.1	-1.6	-1.2
Consumer-type canned milk products.....	02	350301	7.9	0.0	-0.2	-1.5	-1.2	4.1
Bulk liquid milk products, including feed grade.....	02	350303	-13.6	-6.0	-1.0	-4.7	-3.6	-10.2
Ice cream mixes and related products.....	02	3505	12.8	-0.7	0.0	-0.3	-1.1	-0.1
Ice cream mixes and related products.....	02	350502	12.8	-0.7	0.0	-0.3	-1.1	-0.1
Processed fruits and vegetables.....	02	4	19.2	2.9	0.8	1.7	0.3	1.9
Canned fruits and juices.....	02	41	18.0	0.4	0.8	0.9	0.1	4.8
Canned fruits, excluding baby foods.....	02	4101	22.7	0.3	0.5	0.3	0.1	3.9
Canned fruits, excluding baby foods.....	02	410105	22.7	0.3	0.5	0.3	0.1	3.9
Canned and fresh fruit juices, nectars, and concentrates.....	02	4102	15.7	0.5	0.9	1.2	0.0	5.4
Canned and fresh fruit juices, nectars, and concentrates.....	02	410239	15.7	0.5	0.9	1.2	0.0	5.4
Frozen fruits, juices and ades.....	02	42	0.3	0.0	-2.0	4.8	0.0	-0.8
Frozen fruits.....	02	4202	-9.1	0.0	-4.7	-1.7	0.0	-1.6
Frozen fruits.....	02	420209	-9.1	0.0	-4.7	-1.7	0.0	-1.6
Canned vegetables and juices.....	02	44	22.0	2.7	0.6	2.5	0.6	-0.3
Canned vegetables and juices.....	02	4401	22.0	2.7	0.6	2.5	0.6	-0.3
Canned vegetables.....	02	440102	23.2	2.2	0.2	2.0	0.9	-0.7
Canned catsup and other tomato based sauces.....	02	440127	19.6	2.6	1.3	2.5	0.5	0.0

See footnotes at end of table.

Table 7. Producer price index percentage changes for commodity and service groupings and individual items, not seasonally adjusted — Continued
[January 2023]

Title	Commodity code		Unadjusted 12-month percent change ¹	Unadjusted 1-month percent change ¹				
	Group code	Item code		Jan. 2022 to Jan. 2023 ^P	Aug. to Sept.	Sept. to Oct. ^P	Oct. to Nov. ^P	Nov. to Dec. ^P
Frozen vegetables.....	02	45	24.5	6.9	0.9	2.1	0.1	1.0
Frozen potato products (French-fried, patties, puffs, etc.).....	02	4502	33.9	11.2	0.9	3.0	0.0	1.8
Frozen potato products (French-fried, patties, puffs, etc.).....	02	450202	33.9	11.2	0.9	3.0	0.0	1.8
Frozen vegetables, other than potato products.....	02	4505	13.0	1.3	1.0	0.9	0.1	0.0
Frozen vegetables, other than potato products.....	02	450509	13.0	1.3	1.0	0.9	0.1	0.0
Dried and dehydrated food.....	02	48	17.9	2.4	1.9	-0.5	0.5	5.2
Dried and dehydrated food.....	02	4801	17.9	2.4	1.9	-0.5	0.5	5.2
Dried and dehydrated food.....	02	480101	17.9	2.4	1.9	-0.5	0.5	5.2
Soup mixes (including dried/dehydrated/freeze-dried) and bouillon....	02	48010101	-	2.6	4.4	-3.1	0.0	5.6
Dried and dehydrated fruits and vegetables, including freeze-dried. ...	02	48010102	18.2	2.2	0.8	0.8	0.7	2.8
Sugar and confectionery.....	02	5	8.3	1.1	0.4	-0.4	-0.2	0.1
Raw cane sugar and sugar cane mill products and byproducts.....	02	52	21.0	0.0	1.5	0.3	1.1	3.2
Raw cane sugar and sugarcane mill products and byproducts.....	02	5201	21.0	0.0	1.5	0.3	1.1	3.2
Raw cane sugar and sugarcane mill products and byproducts.....	02	520106	21.0	0.0	1.5	0.3	1.1	3.2
Refined sugar products and byproducts.....	02	53	10.0	4.5	0.2	-0.3	0.8	0.6
Refined sugar products and byproducts.....	02	5307	10.0	4.5	0.2	-0.3	0.8	0.6
Refined granulated cane sugar and byproducts.....	02	530701	7.6	0.0	0.4	1.1	0.8	0.6
Beet sugar.....	02	530702	12.3	8.8	0.0	-1.5	0.7	0.5
Confectionery materials.....	02	54	16.6	1.1	0.5	-3.2	-0.8	2.4
Confectionery materials.....	02	5401	16.6	1.1	0.5	-3.2	-0.8	2.4
Corn sweeteners, made by wet milling.....	02	540107	16.2	0.9	-0.6	-5.4	-1.4	3.5
Chocolate coatings, made from cacao beans.....	02	540108	-	1.0	4.1	1.1	0.3	-0.7
Other chocolate and cocoa products, made from cacao beans.....	02	540109	17.3	1.8	2.4	2.5	0.6	0.8
Confectionery end products.....	02	55	4.5	0.4	0.3	0.5	-0.4	-0.8
Candy and nuts.....	02	5503	4.8	0.4	0.4	0.5	-0.4	-0.9
Chocolate and chocolate-type confectionery products.....	02	550301	8.2	-0.2	0.6	1.3	-0.5	0.1
Chocolate/chocolate-type confectionery prods, cacao beans.....	02	5503011	3.6	2.1	0.3	0.0	0.0	0.0
Chocolate/confectionery products, made from purchased chocolate, not retailed.....	02	5503014	9.0	-0.6	0.6	1.5	-0.7	0.1
Nonchocolate-type confectioneries.....	02	550302	12.2	1.3	0.6	0.9	0.7	0.5
Nonchocolate-type confectioneries.....	02	5503023	-	1.3	0.6	0.8	0.7	-
Nuts and seeds (salted, roasted, cooked or blanched).....	02	550304	-5.5	0.3	-0.1	-0.8	-1.5	-3.3
Nuts (salted, roasted, cooked, or blanched), sold in bulk.....	02	5503041	-11.7	0.5	-1.4	-1.2	-3.5	-3.6
Canned nuts (salted, roasted, cooked, or blanched).....	02	5503042	3.6	-0.5	0.8	0.1	-1.0	-0.8
All other packaged nuts, including all types of seeds (salted, roasted, cooked, or blanched).....	02	5503043	-1.4	0.8	0.5	-1.1	-0.1	-0.2
Other confectionery-type products.....	02	550305	14.6	1.1	0.0	0.0	4.0	0.0
Beverages and beverage materials.....	02	6	12.3	1.3	0.3	0.7	-0.4	3.5
Alcoholic beverages.....	02	61	6.5	0.2	1.0	1.2	0.3	0.2
Malt beverages.....	02	6101	6.1	0.0	1.3	0.4	-0.3	0.3
Bottled beer and ale.....	02	610101	6.3	0.2	1.7	0.4	0.1	0.1
Canned beer and ale.....	02	610103	6.2	-0.1	1.1	0.6	-0.6	0.2
Beer and ale in barrels and kegs.....	02	610105	3.2	0.2	0.3	0.2	-0.1	0.4
All other malt beverages and brewing products.....	02	610108	6.7	1.4	2.9	0.0	0.0	0.5
Distilled and bottled liquor, excluding brandy.....	02	6102	7.2	0.6	-0.2	-0.3	1.8	0.0
Distilled liquor, excluding brandy.....	02	610202	13.7	1.4	-0.3	0.0	3.9	0.0
Distilled whiskey, all other distilled liquor, excluding brandy.....	02	6102022	7.1	0.0	0.0	0.2	0.0	0.0
Bottled liquor, excluding brandy.....	02	610204	2.0	0.0	0.0	-0.5	0.0	0.0
Bottled whiskey.....	02	6102041	-1.6	0.0	0.0	0.0	0.0	0.0
Bottled gin, vodka, rum, cordials, cocktails, and similar compounds....	02	6102042	5.2	0.0	0.0	-1.1	0.0	0.0
Wines, brandy, and brandy spirits.....	02	6104	6.9	0.1	1.4	4.0	0.0	0.2
Wines, brandy, and brandy spirits.....	02	610441	6.9	0.1	1.4	4.0	0.0	0.2
Wines, white, red & rose grape, and other fruit, 14 percent or less alcohol.....	02	6104411	2.5	0.2	2.0	0.0	0.0	0.0
Wines, white grape, 14 percent or less alcohol content.....	02	61044111	4.6	0.0	4.5	0.0	0.0	-0.3
Wines, red grape, 14 percent or less alcohol content.....	02	61044112	0.3	0.0	0.0	0.0	0.0	0.3
Wines, rose grape & other fruits & berries, 14 percent or less alcohol.....	02	61044113	4.3	2.0	0.0	0.0	0.0	0.6
Wines, dessert, effervescent, and wine coolers.....	02	6104412	4.2	0.0	0.0	1.1	0.0	2.0
Other wines, brandy, and brandy spirits.....	02	6104413	23.2	0.0	0.0	18.5	0.0	0.5
Soft drinks.....	02	62	17.4	2.1	-0.6	0.3	-1.3	7.8
Soft drinks, non-carbonated and bottled water.....	02	6206	21.0	2.5	-0.9	0.2	-3.1	12.6
Bottled water, non-carb, processed or pasteurized.....	02	620608	16.8	0.9	0.1	0.2	0.7	1.9
Soft drinks, non-carbonated.....	02	620609	23.7	3.3	-1.4	0.2	-4.9	18.8

See footnotes at end of table.

Table 7. Producer price index percentage changes for commodity and service groupings and individual items, not seasonally adjusted — Continued
[January 2023]

Title	Commodity code		Unadjusted 12-month percent change ¹	Unadjusted 1-month percent change ¹				
	Group code	Item code		Jan. 2022 to Jan. 2023 ^P	Aug. to Sept.	Sept. to Oct. ^P	Oct. to Nov. ^P	Nov. to Dec. ^P
Soft drinks, non-carbonated, all other types.....	02	6206093	9.4	3.8	1.0	0.8	0.0	3.5
Soft drinks, non-carbonated, fruit drinks, cocktails, ades.....	02	6206094	31.0	2.8	-3.5	-0.3	-9.2	27.7
Soft drinks, bottle/can, carbonated, all types.....	02	6210	14.7	1.7	-0.3	0.4	0.1	4.3
Soft drinks, bottle/can, carbonated, all types.....	02	621001	14.7	1.7	-0.3	0.4	0.1	4.3
Packaged beverage materials.....	02	63	19.3	3.4	1.0	0.6	0.4	1.9
Coffee (whole bean, ground, & instant).....	02	6301	20.7	3.9	0.9	0.7	0.4	1.8
Coffee, concentrated, including coffee substitutes.....	02	630103	13.3	0.0	0.0	0.0	0.0	0.0
Roasted coffee.....	02	630104	21.1	4.2	1.0	0.7	0.4	1.8
Tea in consumer packages, exc. canned ice tea.....	02	6303	9.7	0.1	1.2	0.3	0.0	2.6
Tea in consumer packages, exc. canned ice tea.....	02	630313	9.7	0.1	1.2	0.3	0.0	2.6
Other beverage materials.....	02	64	14.0	0.0	0.0	0.0	0.3	2.4
Other beverage materials.....	02	6401	14.0	0.0	0.0	0.0	0.3	2.4
Malt and malt byproducts.....	02	640101	11.0	-0.1	0.0	-0.1	0.1	0.6
Liquid beverage bases, excluding use by soft drink bottlers.....	02	640109	4.1	0.0	0.0	0.0	1.8	0.0
Fats and oils.....	02	7	9.3	0.7	-2.5	2.5	-3.4	0.2
Shortening, cooking oil, and margarine.....	02	78	7.2	0.0	-3.5	2.8	-4.2	-2.2
Shortening, cooking oil, and margarine.....	02	7801	7.2	0.0	-3.5	2.8	-4.2	-2.2
Margarine, butter blends, and butter substitutes.....	02	780109	-	11.5	-0.2	-0.4	-0.3	-
Shortening and cooking oils.....	02	780115	5.0	-1.1	-3.8	3.2	-4.6	-2.7
Other oilseed processing.....	02	7A	8.0	0.5	1.8	-0.4	-0.9	0.8
Other oilseed processing.....	02	7A01	8.0	0.5	1.8	-0.4	-0.9	0.8
Cotton linters.....	02	7A0104	82.0	0.8	4.5	0.1	0.4	-0.1
Cottonseed cake, meal, hulls, and other byproducts.....	02	7A0105	23.0	9.9	8.1	-0.3	-4.7	0.4
Cottonseed cake and meal.....	02	7A01051	28.7	14.1	11.5	-0.8	-7.0	0.7
Other crude and refined vegetable oils and other vegetable mill products.....	02	7A0106	1.2	-0.5	0.7	-1.5	0.3	-0.5
Other crude vegetable oils, including linseed, peanut, sunflower, safflower, etc.....	02	7A01061	0.1	-0.5	1.1	-0.9	0.7	-1.1
Other vegetable oil mill products, including all oil seed cake and meal.....	02	7A01063	6.4	1.5	1.0	-2.7	-1.0	0.1
Corn oil, crude and refined.....	02	7B	10.3	10.9	-1.7	4.2	-2.9	5.6
Corn oil, made by wet milling.....	02	7B01	10.3	10.9	-1.7	4.2	-2.9	5.6
Corn oil, made by wet milling.....	02	7B0101	10.3	10.9	-1.7	4.2	-2.9	5.6
Miscellaneous processed foods.....	02	8	19.2	1.3	2.5	0.9	1.2	0.1
Canned jams, jellies, and preserves.....	02	81	10.2	0.0	0.0	0.0	-0.1	1.6
Canned jams, jellies, and preserves.....	02	8101	10.2	0.0	0.0	0.0	-0.1	1.6
Canned jams, jellies, and preserves.....	02	810102	10.2	0.0	0.0	0.0	-0.1	1.6
Pickles and other pickled products, including horseradish.....	02	82	13.8	0.0	0.7	0.6	0.0	0.0
Pickles and other pickled products.....	02	8201	13.8	0.0	0.7	0.6	0.0	0.0
Pickles and other pickled products, including horseradish.....	02	820106	13.8	0.0	0.7	0.6	0.0	0.0
Specialty canning.....	02	84	23.9	1.2	0.2	0.2	0.4	1.1
Specialty canning.....	02	8401	23.9	1.2	0.2	0.2	0.4	1.1
Canned dry beans.....	02	840102	14.8	-0.1	0.5	0.9	1.7	0.0
Canned soups and stews, excluding frozen and seafood.....	02	840104	26.8	1.1	0.0	0.2	0.0	0.0
Canned baby foods and other canned specialties/nationality foods.....	02	840105	20.9	3.1	0.8	-0.4	0.1	4.6
Frozen specialty food.....	02	85	16.5	2.3	0.0	0.5	0.5	0.5
Frozen specialty food.....	02	8501	16.5	2.3	0.0	0.5	0.5	0.5
Frozen cakes, pies, and other pastries.....	02	850109	11.2	-0.5	1.0	-0.8	0.9	1.1
Frozen dinners (beef, pork, and poultry pies) and nationality foods, incl. frozen pizza.....	02	850111	14.6	3.2	-0.4	1.1	0.5	0.5
Other frozen specialties, incl. all whipped topping, waffles, soups, etc., excluding seafood.....	02	850113	35.4	3.0	0.1	0.1	0.1	-0.5
Prepared sauces, except tomato.....	02	86	11.3	3.4	1.7	0.5	0.0	0.0
Prepared sauces, excluding tomato-based sauces and sauces comprised of 20 percent or more meat.....	02	8601	11.3	3.4	1.7	0.5	0.0	0.0
Prepared sauces, excluding tomato-based sauces and sauces comprised of 20 percent or more meat.....	02	860103	11.3	3.4	1.7	0.5	0.0	0.0
Other miscellaneous processed foods.....	02	89	12.7	1.9	1.4	1.4	0.5	0.2
Other miscellaneous processed foods.....	02	8901	12.7	1.9	1.4	1.4	0.5	0.2
Mayonnaise, salad dressings, and sandwich spreads.....	02	890102	11.6	5.5	-0.2	0.0	0.2	0.0
Dry mix food preparations.....	02	890148	5.8	0.4	1.1	0.0	0.8	0.0
Perishable non-frozen prepared food, including tortillas.....	02	890149	18.6	2.1	6.7	5.3	1.6	-2.8
Perishable prepared foods.....	02	8901492	19.0	1.7	8.2	6.1	2.1	-3.5

See footnotes at end of table.

Table 7. Producer price index percentage changes for commodity and service groupings and individual items, not seasonally adjusted — Continued
[January 2023]

Title	Commodity code		Unadjusted 12-month percent change ¹	Unadjusted 1-month percent change ¹				
	Group code	Item code		Jan. 2022 to Jan. 2023 ^P	Aug. to Sept.	Sept. to Oct. ^P	Oct. to Nov. ^P	Nov. to Dec. ^P
Flavoring extracts, emulsions, liquid flavors, and food colorings.	02	890151	0.2	0.1	0.0	0.0	0.0	0.0
Other flavoring agents, except chocolate syrup.	02	890154	16.4	5.2	0.0	-1.0	0.3	4.5
Soft drink flavoring syrup, sold in bulk.	02	89015411	7.4	0.0	0.0	0.0	0.0	7.3
Other flavoring agents (except chocolate syrups).	02	89015412	10.3	0.0	1.0	0.0	0.0	3.4
Table salt (evaporated), pepper (white and black), and other spices.	02	890156	6.4	-0.2	0.4	0.0	-0.3	-0.1
Pepper and other spices in commercial sizes (1 lb or more).	02	8901566	-6.0	1.3	0.4	-0.1	0.1	-0.2
Peanut butter.	02	890158	5.2	-0.6	-1.3	0.2	-1.3	0.5
Ice.	02	890161	18.9	0.0	7.4	1.1	5.3	0.0
Dairy product substitutes.	02	890162	18.6	1.8	-0.6	1.0	2.6	8.1
Dry, condensed, and evaporated dairy product substitutes.	02	8901621	10.6	—	—	—	—	—
Liquid dairy product substitutes.	02	8901622	25.1	4.0	-1.6	-1.8	6.2	15.0
Chips (potato, corn, etc.).	02	890172	15.6	0.7	1.3	1.6	0.0	0.0
Potato chips and sticks, plain and flavored.	02	8901721	15.8	1.3	2.6	1.7	0.0	0.0
Corn chips and related products.	02	8901722	18.3	0.3	0.9	2.7	0.0	0.0
Other chips, sticks (hard pretzels, bacon rinds, popcorn (except candied), etc.).	02	8901723	11.7	0.6	0.0	0.0	0.0	0.0
Vinegar and cider.	02	890174	3.3	-0.5	0.0	0.0	0.0	0.0
Other food preparations.	02	890175	6.0	—	—	—	—	—
Prepared animal feeds.	02	9	11.5	0.2	-1.7	0.5	-0.3	0.5
Soybean cake, meal, and other byproducts.	02	92	7.7	1.1	-5.0	1.4	-0.1	2.3
Soybean cake, meal, and byproducts.	02	9201	7.7	1.1	-5.0	1.4	-0.1	2.3
Soybean cake, meal, and byproducts.	02	920112	7.7	1.1	-5.0	1.4	-0.1	2.3
Soybean cake and meal.	02	9201121	5.1	-0.9	-3.6	-1.4	1.3	2.3
Other soybean products, including isolates and concentrates.	02	9201122	38.9	22.8	-17.5	30.7	-11.4	2.6
Formula feeds.	02	93	10.4	0.4	-1.9	-0.3	-0.4	0.7
Formula feeds.	02	9301	10.4	0.4	-1.9	-0.3	-0.4	0.7
Chicken and turkey feed, supplements, concentrates, and premixes.	02	930102	15.0	0.6	-3.2	-0.9	-0.3	1.2
Dairy cattle feed, supplements, concentrates, and premixes.	02	930110	21.0	2.3	-1.0	0.2	1.9	0.6
Swine feed, supplements, concentrates, and premixes.	02	930115	-14.5	-1.7	-2.8	-0.1	-3.6	0.6
Beef cattle feed, supplements, concentrates, and premixes.	02	930117	9.4	-2.3	0.5	0.0	-2.8	0.6
Poultry, exc. chicken and turkey, and livestock, exc. cattle and swine, feed.	02	930118	9.5	1.4	0.2	0.2	0.2	-0.6
Miscellaneous feedstuffs.	02	94	14.0	-0.3	-0.3	0.9	-0.2	-0.1
Pet food.	02	9402	13.6	0.1	0.0	0.8	0.1	0.3
Dog and cat food.	02	940202	13.8	0.0	0.0	0.9	0.1	0.3
Dog food.	02	9402021	14.1	-0.1	0.0	1.2	0.1	0.4
Canned dog food.	02	94020211	22.4	-0.1	0.0	0.1	0.0	0.0
Dry and semi moist dog food.	02	94020214	10.7	-0.1	0.1	1.7	0.1	0.5
Cat food.	02	9402022	13.1	0.0	0.0	0.0	0.0	0.2
Canned cat food.	02	94020224	17.6	0.0	0.0	0.0	0.0	0.0
Dry and semi moist cat food.	02	94020225	5.6	0.0	0.0	0.1	0.0	0.2
Pet (excluding dog and cat), laboratory, and fur animal feed.	02	940203	11.8	1.8	0.1	-0.4	0.5	0.2
Miscellaneous feedstuffs other than pet food.	02	9403	15.1	-0.9	-0.8	1.0	-0.7	-0.6
Meat meal and meat and bone meal.	02	940301	75.5	-8.7	-11.5	3.1	5.3	1.2
Wet process corn byproducts.	02	940317	18.4	-2.0	1.4	1.6	-0.2	-0.1
Other animal feeds, including fertilizer byproducts and feather.	02	940325	7.2	3.7	-3.2	-2.5	1.0	-1.3
Animal and marine feed and fertilizer byproducts, except meat and bone meal.	02	9403252	0.5	6.2	-5.9	-5.4	3.3	-3.6
Other prepared animal feeds, including feeding materials and adjuncts.	02	9403253	13.0	1.4	-0.7	0.0	-0.9	0.2
Miscellaneous byproducts of slaughtering plants.	02	940333	7.6	-0.9	2.2	2.6	-3.8	-1.2
Distillers' dried grains (dark and light) and dried solubles.	02	940334	—	—	—	—	—	2.0
Textile products and apparel.	03	—	6.4	0.0	-0.4	-0.1	-0.7	0.0
Synthetic fibers.	03	1	8.1	1.0	0.1	-0.2	-1.2	2.0
Unprocessed filament yarns.	03	15	8.1	1.0	0.1	-0.2	-1.2	2.0
Noncellulosic and cellulosic organic fibers.	03	1504	—	1.0	0.1	-0.2	-1.2	2.0
Noncellulosic fibers.	03	150401	8.8	1.0	0.1	-0.2	-1.2	2.6
Noncellulosic organic fibers.	03	1504014	6.3	1.3	0.1	-0.2	-1.6	-0.3
Polyester manufactured fibers.	03	15040147	17.6	5.0	1.7	-0.8	-3.2	-1.3
Other noncellulosic organic fibers, incl. polyamide, polyolefin, and producer-textured.	03	15040149	3.4	0.2	-0.4	0.0	-1.0	0.3
Processed yarns and threads.	03	2	-1.3	-3.0	-3.8	-1.6	-3.3	-3.5
Yarns.	03	26	-1.3	-3.0	-3.9	-1.7	-3.3	-3.6
Spun cotton yarns.	03	2601	-6.6	-3.3	-7.0	-2.9	-6.3	-6.4

See footnotes at end of table.

Table 7. Producer price index percentage changes for commodity and service groupings and individual items, not seasonally adjusted — Continued
[January 2023]

Title	Commodity code		Unadjusted 12-month percent change ¹	Unadjusted 1-month percent change ¹				
	Group code	Item code		Jan. 2022 to Jan. 2023 ^P	Aug. to Sept.	Sept. to Oct. ^P	Oct. to Nov. ^P	Nov. to Dec. ^P
Spun cotton yarns.....	03	260115	-	-3.3	-7.0	-2.9	-6.3	-6.4
Spun synthetic yarns.....	03	2603	-13.9	-7.8	-8.5	-2.3	-7.1	-2.6
Spun synthetic yarns.....	03	260304	-13.9	-7.8	-8.5	-2.3	-7.1	-2.6
Rayon, acetate, and lyocell spun yarns.....	03	2603041	-	0.0	-0.5	0.0	0.0	-
Textured and twisted yarns.....	03	2604	7.2	-1.2	0.0	-0.6	0.3	-1.7
Textured and twisted yarns.....	03	260405	-	-1.2	0.0	-0.6	0.3	-1.7
Other spun noncellulosic and natural fiber (excluding cotton and wool) yarns.....	03	2607	0.3	-3.0	-2.5	-1.0	-2.8	-4.1
Other spun noncellulosic and natural fiber (excluding cotton and wool) yarns.....	03	260701	0.3	-3.0	-2.5	-1.0	-2.8	-4.1
Greige fabrics.....	03	3	9.1	0.2	-0.4	-1.2	0.0	0.8
Greige broadwoven fabrics.....	03	37	7.8	0.3	-0.1	-0.2	0.0	0.2
Greige manmade, silk, and other natural fiber (exc cotton/wool) broadwoven fabrics.....	03	3703	6.6	0.0	0.1	-0.1	0.2	0.4
Greige manmade, silk, and other natural fiber (exc cotton/wool) broadwoven fabrics.....	03	370304	6.6	0.0	0.1	-0.1	0.2	0.4
Greige knit fabrics.....	03	38	10.2	0.1	0.0	-0.3	0.0	0.1
Weft (circular) knit fabrics, greige goods (excluding hosiery).....	03	3803	4.9	0.3	0.0	0.0	0.0	0.0
Weft (circular) knit fabrics, greige goods (excluding hosiery).....	03	380301	4.9	0.3	0.0	0.0	0.0	0.0
Warp knit fabrics, greige goods (excluding hosiery).....	03	3804	19.2	-0.1	0.0	-0.7	0.0	0.2
Warp knit fabrics, greige goods (excluding hosiery).....	03	380401	19.2	-0.1	0.0	-0.7	0.0	0.2
Tire cord and tire fabric.....	03	39	12.0	0.0	-1.2	-3.5	0.0	3.0
Tire cord and tire fabrics.....	03	3901	12.0	0.0	-1.2	-3.5	0.0	3.0
Tire cord and tire fabrics.....	03	390101	12.0	0.0	-1.2	-3.5	0.0	3.0
Finished fabrics.....	03	4	6.4	0.0	-0.3	0.3	-0.5	0.2
Finished broadwoven fabrics.....	03	42	-1.0	-0.6	-1.4	0.1	-2.9	-2.3
Finished cotton broadwoven fabrics.....	03	4201	16.6	1.7	-3.3	1.0	0.5	1.0
Finished cotton broadwoven fabrics.....	03	420104	16.6	1.7	-3.3	1.0	0.5	1.0
Finished manmade, silk, and other natural fiber (exc. cotton and wool) broadwoven fabrics.....	03	4203	-6.8	-1.4	-0.7	-0.1	-4.2	-4.1
Finished manmade, silk, and other natural fiber (exc. cotton and wool) broadwoven fabrics.....	03	420306	-6.8	-1.4	-0.7	-0.1	-4.2	-4.1
Finished manmade, silk, & natural fiber (exc cotton/wool) broadwoven, finished in weaving mills.....	03	4203061	6.7	0.3	0.0	0.2	0.3	0.2
Finished manmade fiber, silk and other natural fiber broadwoven fabrics, finishing mill.....	03	4203062	-13.2	-2.2	-1.1	-0.3	-6.5	-6.4
Woven and braided narrow fabrics.....	03	44	13.0	1.4	0.6	-0.1	0.7	2.5
Woven and braided narrow fabrics.....	03	4402	13.0	1.4	0.6	-0.1	0.7	2.5
Woven narrow fabrics (12 inches or less in width).....	03	440204	10.5	0.0	-0.8	-0.1	1.1	3.0
Braided narrow fabrics (12 inches or less in width).....	03	440205	15.3	4.0	3.0	0.0	0.0	-0.4
Nonwoven fabrics and felts.....	03	45	6.7	-0.1	-0.8	0.1	0.0	0.8
Nonwoven fabrics and felts.....	03	4503	6.7	-0.1	-0.8	0.1	0.0	0.8
Nonwoven fabrics.....	03	450321	6.5	-0.1	-0.8	0.0	0.0	0.9
Pressed, punched, or needled felts, excluding hats.....	03	450333	9.8	0.2	0.1	1.4	-0.6	-0.3
Coated fabrics, not rubberized.....	03	46	8.6	0.1	0.3	0.2	-0.2	0.8
Coated fabrics, not rubberized.....	03	4601	8.6	0.1	0.3	0.2	-0.2	0.8
Vinyl coated fabrics, including expanded vinyl coated.....	03	460102	8.5	0.0	0.7	-0.4	0.0	0.2
Coated or laminated fabrics and coated yarns, incl. impregnated fabrics.....	03	460103	8.6	0.1	0.2	0.4	-0.3	1.0
Screen printed textile materials, embroideries, and lace goods.....	03	47	7.1	0.1	0.1	1.1	0.0	0.3
Screen printed textile and apparel materials and embroideries.....	03	4701	7.2	0.1	0.1	1.1	0.0	0.3
Embroideries (excluding Schiffl machine products) and embroidery contractors.....	03	470103	3.7	0.4	0.0	0.5	0.0	0.6
Screen printing on garments, apparel accessories, and other fabric articles, excluding labels.....	03	470108	8.1	0.0	0.1	1.2	0.0	0.2
Knit fabrics, finished in knitting mills.....	03	48	18.8	0.6	1.8	0.0	0.7	1.2
Weft (circular) knit fabrics, knit and finished in the same establishment (excluding hosiery).....	03	4801	19.5	0.4	3.7	0.0	0.0	0.0
Weft (circular) knit fabrics, knit and finished in the same establishment (excluding hosiery).....	03	480101	19.5	0.4	3.7	0.0	0.0	0.0
Warp knit goods, knit and finished in the same establishment.....	03	4802	18.5	0.7	0.0	0.0	1.4	2.8
Warp knit goods, knit and finished in the same establishment.....	03	480201	18.5	0.7	0.0	0.0	1.4	2.8
Warp knit fabrics, knit and finished in same establishment.....	03	4802011	18.2	0.8	0.0	0.0	1.4	2.8
Apparel & other fabricated textile prods.....	03	8	5.8	0.2	0.4	0.4	0.1	0.8

See footnotes at end of table.

Table 7. Producer price index percentage changes for commodity and service groupings and individual items, not seasonally adjusted — Continued
[January 2023]

Title	Commodity code		Unadjusted 12-month percent change ¹	Unadjusted 1-month percent change ¹				
	Group code	Item code		Jan. 2022 to Jan. 2023 ^P	Aug. to Sept.	Sept. to Oct. ^P	Oct. to Nov. ^P	Nov. to Dec. ^P
Apparel.....	03	81	4.1	0.4	0.0	0.1	0.0	0.5
Miscellaneous apparel and accessories.....	03	8104	6.5	0.1	0.0	0.1	0.0	1.7
Men's and boys' fabric, straw, and felt hats, made from purchased materials.....	03	810414	8.5	0.0	0.0	0.0	0.0	0.0
Hat bodies and fabric caps, made from purchased materials.....	03	810416	5.0	1.3	0.0	0.0	0.0	3.1
Gloves and mittens, made from purchased materials.....	03	810424	6.6	0.0	0.7	0.0	0.0	1.9
Leather and sheep-lined apparel, made from purchased materials.....	03	810428	8.5	0.0	0.0	1.7	0.0	1.6
Apparel and accessories, n.e.c.....	03	810441	6.8	0.0	-0.1	0.0	0.1	2.1
Fabricated apparel accessories.....	03	8104412	14.9	0.0	0.0	0.0	0.2	0.0
All other apparel accessories, made from purchased materials.....	03	81044125	15.1	0.0	0.0	0.0	0.3	0.0
Women's, girls', and infants' cut and sew apparel.....	03	8106	0.3	0.1	-0.1	0.0	0.0	0.0
Women's and girls' blouses and shirts, made from purchased fabrics.....	03	810603	—	—	—	—	—	0.0
Women's and girls' dresses, made from purchased fabrics.....	03	810611	0.0	0.0	0.0	0.0	0.0	0.0
Women's and girls' lingerie and nightwear, made from purchased fabrics.....	03	810647	—	—	—	—	—	—
Women's and girls' other outerwear, made from purchased fabrics.....	03	810661	—	—	—	—	—	0.0
Men's and boys' cut and sew apparel.....	03	8107	9.5	1.5	0.0	0.5	0.0	0.2
Men's and boys' pants, except work pants, made from purchased fabrics.....	03	810703	—	—	—	—	—	0.0
Men's and boys' work clothing, made from purchased fabrics.....	03	810713	—	—	—	—	—	0.0
Men's and boys' shirts, except work shirts, made from purchased fabrics.....	03	810723	—	—	—	—	—	0.0
Men's and boys' suits, coats, and overcoats, made from purchased fabrics.....	03	810735	12.7	0.0	0.0	0.0	0.0	0.0
Men's and boys' other outerwear, made from purchased fabrics.....	03	810744	—	—	—	—	—	1.9
Men's and boys' nightwear, robes, and underwear, made from purchased fabrics.....	03	810761	0.0	0.0	0.0	0.0	0.0	0.0
Apparel made in knitting mills.....	03	8108	3.1	0.0	0.0	0.0	0.0	-0.2
Knit outerwear, underwear, and nightwear, made in knitting mills.....	03	810808	2.0	0.0	0.0	0.0	0.0	0.0
Hosiery and socks.....	03	810831	3.6	0.0	0.0	0.0	0.0	-0.2
Textile house furnishings.....	03	82	2.6	0.3	1.9	0.0	0.0	0.1
Textile house furnishings.....	03	8203	2.6	0.3	1.9	0.0	0.0	0.1
Curtains and draperies, made from purchased materials.....	03	820304	9.9	0.0	5.1	0.0	0.0	0.0
Other textiles, including towels and bed textiles.....	03	820312	0.7	0.3	1.0	0.0	0.0	0.1
Fabricated textile products, made in weaving mills.....	03	8203121	-3.7	0.0	-3.4	0.0	0.0	1.0
Other household textile products.....	03	8203122	0.9	0.4	1.2	0.0	0.0	0.0
Bedspreads, made from purchased materials.....	03	82031221	5.5	0.0	0.0	0.0	0.0	0.0
Sheets and pillowcases, made from purchased materials.....	03	82031223	7.0	0.0	0.0	0.0	0.0	0.0
Other household furnishings, made from purchased materials.....	03	82031226	-0.3	0.4	1.5	0.0	0.0	0.0
Industrial and other fabricated products.....	03	83	9.0	0.0	0.3	0.8	0.2	1.2
Industrial and other fabricated products.....	03	8303	9.0	0.0	0.3	0.8	0.2	1.2
Rope, cordage, and twine.....	03	830321	4.1	0.2	-0.8	-0.2	-0.4	3.0
All other textile bags.....	03	830334	6.2	0.0	0.0	0.2	-0.1	5.0
Canvas and related products.....	03	830345	5.9	0.0	0.7	0.0	0.5	0.0
All other fabricated textile products, excluding trimming and findings.....	03	830351	13.1	-0.1	0.2	1.7	0.2	1.7
All other miscellaneous fabricated textile products.....	03	8303516	14.9	0.2	0.3	2.3	0.3	2.6
Trimming and findings, excluding automobile and apparel.....	03	830361	9.7	0.0	0.0	0.0	-6.5	7.0
Miscellaneous textile products/services.....	03	9	21.6	2.5	2.1	-0.3	-0.2	-3.4
Miscellaneous textile products/services.....	03	94	21.6	2.5	2.1	-0.3	-0.2	-3.4
Miscellaneous textile products/services.....	03	9401	21.6	2.5	2.1	-0.3	-0.2	-3.4
Textile and fabric finishing, except broadwoven.....	03	940103	21.1	3.7	2.4	-0.3	-0.6	-4.1
Hides, skins, leather, and related products.....	04	—	2.3	1.3	0.9	-1.7	-0.2	0.9
Hides and skins, incl. cattle.....	04	1	-12.4	0.8	3.8	-7.9	0.0	-0.8
Hides and skins, incl. cattle.....	04	19	-12.4	0.8	3.8	-7.9	0.0	-0.8
Hides, skins, and pelts, made in slaughtering plants.....	04	1901	-12.4	0.8	3.8	-7.9	0.0	-0.8
Hides, skins, and pelts, made in slaughtering plants.....	04	190108	-12.4	0.8	3.8	-7.9	0.0	-0.8
Leather.....	04	2	1.8	0.1	-0.7	-1.0	-1.2	1.3
Finished and unfinished leather.....	04	27	1.8	0.1	-0.7	-1.0	-1.2	1.3
Finished and unfinished leather.....	04	2701	1.8	0.1	-0.7	-1.0	-1.2	1.3
Finished and unfinished leather.....	04	270102	1.8	0.1	-0.7	-1.0	-1.2	1.3
Footwear.....	04	3	10.6	3.6	0.7	0.3	0.0	0.0
Men's nonathletic footwear.....	04	31	14.1	5.4	0.8	0.4	0.0	0.0
Men's footwear (size 6 and larger), excluding athletic.....	04	3105	14.1	5.4	0.8	0.4	0.0	0.0

See footnotes at end of table.

Table 7. Producer price index percentage changes for commodity and service groupings and individual items, not seasonally adjusted — Continued
[January 2023]

Title	Commodity code		Unadjusted 12-month percent change ¹	Unadjusted 1-month percent change ¹				
	Group code	Item code		Jan. 2022 to Jan. 2023 ^P	Aug. to Sept.	Sept. to Oct. ^P	Oct. to Nov. ^P	Nov. to Dec. ^P
Men's footwear (size 6 and larger), excluding athletic.....	04	310501	14.1	5.4	0.8	0.4	0.0	0.0
Women's nonathletic footwear.....	04	32	3.5	0.0	0.5	0.1	0.0	0.0
Women's footwear (size 4 and larger), excluding athletic.....	04	3205	3.5	0.0	0.5	0.1	0.0	0.0
Women's footwear (size 4 and larger), excluding athletic.....	04	320501	3.5	0.0	0.5	0.1	0.0	0.0
Other footwear including slippers.....	04	39	—	0.0	0.0	0.0	0.0	0.0
Other footwear, excluding rubber and plastic soled footwear.....	04	3901	—	0.0	0.0	0.0	0.0	0.0
Other footwear, excluding rubber and plastic soled footwear.....	04	390104	—	0.0	0.0	0.0	0.0	0.0
Other leather and related products.....	04	4	5.1	0.0	0.1	0.1	0.1	2.5
Luggage and small leather goods.....	04	41	3.6	0.0	0.1	0.0	0.0	2.6
Luggage and small leather goods.....	04	4101	3.6	0.0	0.1	0.0	0.0	2.6
Luggage (including suitcases, travel bags, backpacks, and other types).....	04	410112	5.6	0.0	0.0	0.0	0.0	5.2
Women's and children's handbags and purses.....	04	410128	0.1	0.0	0.1	0.0	0.0	0.0
Personal leather goods (excluding women's handbags and purses).....	04	410132	4.3	0.0	0.0	0.0	0.0	0.2
Leather and leather-like goods, n.e.c.....	04	45	6.9	0.0	0.2	0.2	0.1	2.4
Leather and leather-like goods, n.e.c.....	04	4501	6.9	0.0	0.2	0.2	0.1	2.4
All other leather goods.....	04	450101	7.2	0.0	0.2	0.2	0.2	2.6
Boot and shoe cut stock and findings.....	04	4501011	9.4	0.0	1.3	0.0	0.0	0.0
All other miscellaneous leather goods.....	04	4501014	6.6	0.0	0.0	0.2	0.2	2.9
Leather belts, made from purchased materials.....	04	450111	3.6	0.0	0.0	0.0	0.0	0.0
Fuels and related products and power.....	05	—	10.0	-1.0	-3.0	-4.2	-8.1	3.0
Coal.....	05	1	27.2	1.3	0.3	-1.6	-7.5	2.1
Coal.....	05	13	27.2	1.3	0.3	-1.6	-7.5	2.1
Coal.....	05	1301	27.2	1.3	0.3	-1.6	-7.5	2.1
Unprepared bituminous coal and lignite (utility sold).....	05	130101	44.3	2.4	0.3	-0.2	-0.3	3.1
Unprepared bituminous coal and lignite from surface mine (utility sold).....	05	1301011	41.8	2.4	0.3	-0.2	-0.3	1.4
Unprepared bituminous coal and lignite from underground mine (utility sold).....	05	1301012	—	—	—	—	—	5.7
Prepared bituminous coal and lignite (utility sold).....	05	130102	25.4	1.1	0.3	-1.8	-8.7	2.7
Prepared bituminous coal & lignite, from surface mine (utility sold).....	05	1301021	4.2	3.2	2.4	1.0	-5.1	1.8
Prepared bituminous coal & lignite, from underground mine (utility sold).....	05	1301022	30.8	0.8	0.6	0.1	-14.6	3.1
Coal exports.....	05	130103	—	—	—	—	—	-0.5
Coal non-utility sold (including anthracite).....	05	130104	35.1	4.8	1.2	0.0	0.0	-0.7
Gas fuels.....	05	3	1.8	-8.7	-32.9	-10.6	25.0	-15.9
Natural gas.....	05	31	7.9	-8.0	-35.3	-12.5	32.3	-19.1
Natural gas.....	05	3101	7.9	-8.0	-35.3	-12.5	32.3	-19.1
Natural gas.....	05	310105	7.9	-8.0	-35.3	-12.5	32.3	-19.1
Natural gas from the wellhead.....	05	3101051	-10.1	-8.5	-35.4	-13.7	30.0	-32.4
Natural gas from processing facilities.....	05	3101052	110.7	-4.4	-34.4	-4.8	46.8	55.7
Liquefied petroleum gas.....	05	32	-33.1	-14.5	-13.4	1.1	-12.9	-4.1
Liquefied petroleum gas.....	05	3201	-33.1	-14.5	-13.4	1.1	-12.9	-4.1
Isopentane and natural gasoline.....	05	320102	-10.7	-9.3	5.6	-5.2	-4.2	14.9
Propane.....	05	320104	-37.8	-11.1	-14.5	-1.6	-22.2	18.7
Butane.....	05	320105	-33.0	-11.7	-7.8	1.2	-9.7	19.8
Plant condensate, ethane, gas mixtures, and other natural gas liquids.....	05	320108	-31.4	-17.3	-18.2	3.8	-12.4	-14.7
Electric power.....	05	4	12.6	0.0	-3.7	-2.8	0.9	4.7
Residential electric power.....	05	41	12.1	-0.4	-1.5	-1.5	0.5	3.4
Residential electric power.....	05	4121	12.1	-0.4	-1.5	-1.5	0.5	3.4
Residential electric power.....	05	412101	12.1	-0.4	-1.5	-1.5	0.5	3.4
Residential electric power, New England.....	05	4121011	29.4	0.0	7.9	0.0	1.1	14.2
Residential electric power, Middle Atlantic.....	05	4121012	8.8	1.8	1.9	-3.3	2.0	0.8
Residential electric power, East North Central.....	05	4121013	9.5	0.5	-7.5	0.3	2.5	3.7
Residential electric power, West North Central.....	05	4121014	6.8	0.3	-5.8	-5.0	-4.0	1.4
Residential electric power, South Atlantic.....	05	4121015	7.2	0.8	-1.9	-1.1	0.7	1.3
Residential electric power, East South Central.....	05	4121016	11.3	-7.6	-2.0	-0.9	1.3	4.3
Residential electric power, West South Central.....	05	4121017	21.8	-1.6	-2.3	-2.2	-1.4	2.5
Residential electric power, Mountain.....	05	4121018	6.6	-1.4	0.5	-2.9	0.1	2.0
Residential electric power, Pacific.....	05	4121019	14.2	0.0	0.1	0.0	0.0	5.5
Commercial electric power.....	05	42	12.4	0.0	-5.1	-3.9	0.9	5.1
Commercial electric power.....	05	4221	12.4	0.0	-5.1	-3.9	0.9	5.1

See footnotes at end of table.

Table 7. Producer price index percentage changes for commodity and service groupings and individual items, not seasonally adjusted — Continued
 [January 2023]

Title	Commodity code		Unadjusted 12-month percent change ¹	Unadjusted 1-month percent change ¹				
	Group code	Item code		Jan. 2022 to Jan. 2023 ^P	Aug. to Sept.	Sept. to Oct. ^P	Oct. to Nov. ^P	Nov. to Dec. ^P
Commercial electric power.....	05	422101	12.4	0.0	-5.1	-3.9	0.9	5.1
Commercial electric power, New England.....	05	4221011	25.2	0.0	1.2	0.0	1.2	12.5
Commercial electric power, Middle Atlantic.....	05	4221012	5.1	-0.7	-6.9	-6.3	4.8	4.5
Commercial electric power, East North Central.....	05	4221013	9.5	0.7	-7.8	-0.4	2.3	5.6
Commercial electric power, West North Central.....	05	4221014	7.0	0.4	-2.6	-5.1	-5.4	2.0
Commercial electric power, South Atlantic.....	05	4221015	8.1	1.1	-0.5	-0.1	0.7	2.9
Commercial electric power, East South Central.....	05	4221016	8.7	-4.7	-6.7	-2.3	3.2	2.9
Commercial electric power, West South Central.....	05	4221017	22.5	2.4	-3.1	-4.1	-2.7	3.5
Commercial electric power, Mountain.....	05	4221018	10.6	-2.3	0.5	-2.0	0.0	2.8
Commercial electric power, Pacific.....	05	4221019	21.4	0.1	-10.4	-8.9	0.0	8.7
Industrial electric power.....	05	43	14.3	1.1	-6.3	-3.9	2.2	7.5
Industrial electric power.....	05	4321	14.3	1.1	-6.3	-3.9	2.2	7.5
Industrial electric power.....	05	432101	14.3	1.1	-6.3	-3.9	2.2	7.5
Industrial electric power, New England.....	05	4321011	14.9	-0.3	6.6	15.0	31.5	-7.9
Industrial electric power, Middle Atlantic.....	05	4321012	6.9	2.8	-1.2	-4.5	-4.8	3.6
Industrial electric power, East North Central.....	05	4321013	-6.7	0.4	-13.2	0.3	1.0	6.6
Industrial electric power, West North Central.....	05	4321014	10.5	-4.9	-5.8	-7.2	0.0	3.2
Industrial electric power, South Atlantic.....	05	4321015	8.2	1.0	0.7	-0.4	0.2	1.2
Industrial electric power, East South Central.....	05	4321016	11.7	2.0	-11.1	-1.9	2.5	2.9
Industrial electric power, West South Central.....	05	4321017	21.0	3.1	-1.1	0.6	-2.2	2.0
Industrial electric power, Mountain.....	05	4321018	61.5	4.8	-6.2	-22.5	2.2	46.5
Industrial electric power, Pacific.....	05	4321019	20.7	0.1	-11.9	-9.9	0.0	9.1
Transportation electric power.....	05	46	2.9	0.7	-5.2	-0.5	0.3	5.7
Transportation electric power.....	05	4621	2.9	0.7	-5.2	-0.5	0.3	5.7
Transportation electric power.....	05	462111	2.9	0.7	-5.2	-0.5	0.3	5.7
Utility natural gas.....	05	5	17.0	2.3	-4.7	-2.7	4.2	7.5
Residential natural gas.....	05	51	30.2	2.8	-1.8	-1.5	3.0	11.7
Residential natural gas.....	05	5121	30.2	2.8	-1.8	-1.5	3.0	11.7
Residential natural gas.....	05	512101	30.2	2.8	-1.8	-1.5	3.0	11.7
Residential natural gas, New England.....	05	5121011	17.8	12.8	1.9	9.0	-1.2	-0.3
Residential natural gas, Middle Atlantic.....	05	5121012	14.7	0.0	2.7	-0.1	0.9	4.2
Residential natural gas, East North Central.....	05	5121013	21.6	0.4	-2.4	-2.8	2.5	-1.3
Residential natural gas, West North Central.....	05	5121014	19.9	8.0	-9.2	-4.6	12.1	1.3
Residential natural gas, South Atlantic.....	05	5121015	17.1	9.4	-2.0	-6.1	-0.8	2.0
Residential natural gas, East South Central.....	05	5121016	-6.9	8.1	2.3	-6.3	-5.4	-0.7
Residential natural gas, West South Central.....	05	5121017	17.7	0.9	-3.1	-2.6	1.7	-0.7
Residential natural gas, Mountain.....	05	5121018	35.5	0.2	3.3	-0.2	-0.1	4.5
Residential natural gas, Pacific.....	05	5121019	87.4	1.8	-6.6	1.2	10.6	66.4
Commercial natural gas.....	05	52	35.9	2.8	-3.7	-1.6	4.9	11.7
Commercial natural gas.....	05	5221	35.9	2.8	-3.7	-1.6	4.9	11.7
Commercial natural gas.....	05	522101	35.9	2.8	-3.7	-1.6	4.9	11.7
Commercial natural gas, New England.....	05	5221011	23.0	17.0	2.1	9.7	-2.4	0.2
Commercial natural gas, Middle Atlantic.....	05	5221012	11.8	0.8	-5.3	-0.5	3.3	-1.3
Commercial natural gas, East North Central.....	05	5221013	31.6	1.1	-2.3	-0.9	4.7	-1.4
Commercial natural gas, West North Central.....	05	5221014	25.2	5.0	-12.4	-5.5	14.3	-0.9
Commercial natural gas, South Atlantic.....	05	5221015	14.8	6.7	-1.4	-9.4	1.6	0.1
Commercial natural gas, East South Central.....	05	5221016	7.7	6.3	-3.7	-8.1	-3.4	-3.8
Commercial natural gas, West South Central.....	05	5221017	16.3	-3.5	-0.7	-6.5	0.6	0.3
Commercial natural gas, Mountain.....	05	5221018	47.9	0.0	4.9	-0.2	-0.1	4.9
Commercial natural gas, Pacific.....	05	5221019	111.8	4.3	-10.3	5.8	17.2	81.3
Industrial natural gas.....	05	53	29.0	3.5	-6.8	-3.8	4.3	2.9
Industrial natural gas.....	05	5321	29.0	3.5	-6.8	-3.8	4.3	2.9
Industrial natural gas.....	05	532101	29.0	3.5	-6.8	-3.8	4.3	2.9
Industrial natural gas, New England.....	05	5321011	26.3	21.6	3.0	9.0	-2.7	0.3
Industrial natural gas, Middle Atlantic.....	05	5321012	23.3	0.7	17.8	-1.2	3.3	-8.8
Industrial natural gas, East North Central.....	05	5321013	14.6	0.9	-11.8	-1.4	6.7	-4.5
Industrial natural gas, West North Central.....	05	5321014	36.4	8.4	-4.5	-4.4	15.6	1.7
Industrial natural gas, South Atlantic.....	05	5321015	19.3	9.4	-3.6	-4.2	1.1	3.5
Industrial natural gas, East South Central.....	05	5321016	8.2	4.4	1.8	-5.8	-1.5	-8.9
Industrial natural gas, West South Central.....	05	5321017	28.5	1.6	-12.8	-12.6	1.2	-0.2
Industrial natural gas, Mountain.....	05	5321018	22.8	0.2	0.8	0.0	0.0	6.1
Industrial natural gas, Pacific.....	05	5321019	64.9	5.3	-6.5	12.0	8.0	29.4
Natural gas to electric power.....	05	54	-3.3	1.5	-7.9	-4.6	5.4	1.1

See footnotes at end of table.

Table 7. Producer price index percentage changes for commodity and service groupings and individual items, not seasonally adjusted — Continued
[January 2023]

Title	Commodity code		Unadjusted 12-month percent change ¹	Unadjusted 1-month percent change ¹				
	Group code	Item code		Jan. 2022 to Jan. 2023 ^P	Aug. to Sept.	Sept. to Oct. ^P	Oct. to Nov. ^P	Nov. to Dec. ^P
Natural gas to electric power.....	05	5421	-3.3	1.5	-7.9	-4.6	5.4	1.1
Natural gas to electric power.....	05	542101	-3.3	1.5	-7.9	-4.6	5.4	1.1
Crude petroleum (domestic production).....	05	6	-10.0	-6.5	2.3	-2.4	-13.7	-2.2
Crude petroleum (domestic production).....	05	61	-10.0	-6.5	2.3	-2.4	-13.7	-2.2
Crude petroleum (domestic production).....	05	6101	-10.0	-6.5	2.3	-2.4	-13.7	-2.2
Crude petroleum (domestic production).....	05	610102	-10.0	-6.5	2.3	-2.4	-13.7	-2.2
Petroleum products, refined.....	05	7	11.9	1.8	5.7	-4.9	-21.1	7.6
Gasoline.....	05	71	-1.9	-4.9	4.5	-8.1	-19.3	10.6
Unleaded premium gasoline.....	05	7103	3.3	-3.1	2.5	-4.8	-21.4	9.2
Unleaded premium gasoline.....	05	710304	3.3	-3.1	2.5	-4.8	-21.4	9.2
Unleaded regular gasoline.....	05	7104	-2.7	-5.6	5.1	-8.8	-18.8	11.1
Unleaded regular gasoline.....	05	710404	-2.7	-5.6	5.1	-8.8	-18.8	11.1
Unleaded mid-premium gasoline.....	05	7105	4.3	-1.9	3.3	-7.9	-19.3	12.2
Unleaded mid-premium gasoline.....	05	710504	4.3	-1.9	3.3	-7.9	-19.3	12.2
Kerosene and jet fuels.....	05	72	34.0	2.2	0.9	-2.2	-17.8	11.6
Kerosene.....	05	7202	33.7	8.6	0.9	-2.0	-21.2	7.2
Kerosene.....	05	720201	33.7	8.6	0.9	-2.0	-21.2	7.2
Jet fuel.....	05	7203	34.1	1.9	0.9	-2.2	-17.6	11.9
Jet fuel.....	05	720301	34.1	1.9	0.9	-2.2	-17.6	11.9
Light fuel oils.....	05	73	23.1	9.7	10.4	-3.6	-27.6	6.8
Home heating oil and distillates.....	05	7302	26.5	0.8	10.5	-7.8	-14.2	2.8
Home heating oil and distillates.....	05	730201	26.5	0.8	10.5	-7.8	-14.2	2.8
No. 2 diesel fuel.....	05	7303	22.8	10.3	10.4	-3.4	-28.4	7.1
No. 2 diesel fuel.....	05	730302	22.8	10.3	10.4	-3.4	-28.4	7.1
Residual fuels (heavy fuel oils, incl. #5, #6, & other residual fuels).....	05	74	-17.3	-2.4	-17.9	6.8	-3.4	-15.6
Residual fuels (heavy fuel oils, incl. #5, #6, & other residual fuels).....	05	7407	-17.3	-2.4	-17.9	6.8	-3.4	-15.6
Residual fuels (heavy fuel oils, incl. #5, #6, & other residual fuels).....	05	740703	-17.3	-2.4	-17.9	6.8	-3.4	-15.6
Finished lubricants.....	05	76	21.5	2.7	1.5	0.3	0.0	-0.5
Lubricating and similar oils.....	05	7604	22.8	2.9	1.6	0.3	0.0	-0.6
Lubricating and similar oils not from petroleum refineries.....	05	760401	22.8	2.9	1.6	0.3	0.0	-0.6
Lubricating oil base stocks.....	05	78	22.1	-5.4	-2.6	-4.1	-3.8	-0.8
Lubricating oil base stocks.....	05	7801	22.1	-5.4	-2.6	-4.1	-3.8	-0.8
Lubricating oil base stocks.....	05	780121	22.1	-5.4	-2.6	-4.1	-3.8	-0.8
Asphalt and other petroleum and coal products, n.e.c.....	05	8	12.4	-10.8	9.2	4.5	-9.6	-4.7
Asphalt and other petroleum and coal products, n.e.c.....	05	81	12.4	-10.8	9.2	4.5	-9.6	-4.7
Asphalt.....	05	8102	-7.2	-11.2	-7.4	-7.3	-37.8	21.7
Asphalt.....	05	810212	-7.2	-11.2	-7.4	-7.3	-37.8	21.7
Other petroleum and coal products, including coke oven products, n.e.c.....	05	8103	29.1	-10.5	23.4	12.1	5.4	-9.3
Other petroleum and coal products, including coke oven products, n.e.c.....	05	810319	29.1	-10.5	23.4	12.1	5.4	-9.3
Other petroleum and coal products, made in coke oven establishments.....	05	8103191	30.2	0.6	-0.6	-0.9	-0.3	0.1
Chemicals and allied products.....	06	-	1.6	-1.1	-1.0	-0.6	-0.7	-0.2
Industrial chemicals.....	06	1	-1.6	-2.6	-2.1	-1.1	-0.4	-1.5
Basic inorganic chemicals.....	06	13	22.4	1.1	1.5	-1.3	0.1	1.8
Inorganic chemicals, other than alkalis and chlorine.....	06	1302	14.0	0.6	-0.2	-2.1	0.5	2.0
Aluminum compounds.....	06	130209	-3.0	0.0	0.0	0.0	0.0	-4.2
Inorganic acids, inc. hydrochloric, sulfuric acid, and other.....	06	13020T	-1.8	1.4	-0.3	-20.7	-1.9	-0.2
Sulfuric acid.....	06	13020T1	-13.4	0.3	-1.7	-29.8	-1.5	-0.3
Lime.....	06	130213	45.4	0.4	2.3	1.6	-0.4	18.1
Potassium and sodium compounds, excluding bleaches, alkalis, and alum.....	06	130217	31.0	1.2	3.6	2.7	3.2	0.8
Rock salt.....	06	130271	-1.8	0.0	0.0	0.1	0.0	0.2
Other inorganic chemicals, nec.....	06	130283	12.1	0.1	-1.7	1.1	0.8	2.2
All other inorganic chemicals.....	06	1302833	11.1	0.1	-1.4	0.5	1.2	2.9
Alkalis and chlorine, including natural sodium carbonate and sulfate.....	06	1303	39.3	1.9	4.4	0.1	-0.5	1.3
Chlorine, sodium hydroxide, and other alkalis.....	06	130302	44.1	2.2	4.8	0.2	-0.5	1.4
Sodium hydroxide (caustic soda).....	06	1303024	32.5	0.8	3.4	0.1	-0.6	2.0
Other alkalis.....	06	1303028	43.4	4.7	2.8	0.2	-0.2	0.1
Basic organic chemicals.....	06	14	-5.4	-3.3	-2.7	-1.1	-0.5	-2.3
Primary basic organic chemicals.....	06	1401	-20.5	-6.9	-8.3	-3.6	0.4	-3.2

See footnotes at end of table.

Table 7. Producer price index percentage changes for commodity and service groupings and individual items, not seasonally adjusted — Continued
[January 2023]

Title	Commodity code		Unadjusted 12-month percent change ¹	Unadjusted 1-month percent change ¹				
	Group code	Item code		Jan. 2022 to Jan. 2023 ^P	Aug. to Sept.	Sept. to Oct. ^P	Oct. to Nov. ^P	Nov. to Dec. ^P
Aromatics.....	06	140197	-14.2	-19.3	-2.2	5.6	-9.4	-7.0
Liquid refinery gases.....	06	140198	-23.0	-1.9	-10.5	-7.1	4.5	-1.9
Cyclic intermediate chemicals and dyes.....	06	1402	3.6	-1.6	0.1	-0.1	-0.1	0.0
Cyclic intermediate chemicals.....	06	140281	3.8	-1.6	0.1	-0.1	-0.1	0.0
Synthetic organic dyes.....	06	140282	0.8	-1.2	0.0	-0.1	0.4	-0.1
Other basic organics.....	06	1403	3.8	-1.2	0.2	0.1	-1.0	-2.1
Ethanol (ethyl alcohol).....	06	140341	-4.9	-0.3	-2.4	4.7	-5.6	-3.6
Other basic organics, n.e.c.....	06	140399	6.6	-1.5	0.9	-1.2	0.4	-1.5
Fatty acids.....	06	1403991	15.0	-4.0	-5.8	1.3	-5.1	2.1
Bulk pesticides and other bulk synthetic organic agricultural chemicals, excluding preparation.....	06	1403992	-1.2	0.2	0.0	0.0	0.0	-2.1
Industrial organic flavor oil mixtures and blends.....	06	1403993	6.1	0.0	0.0	0.0	0.0	0.0
Natural organic chemicals.....	06	1403995	19.6	-4.8	9.2	-0.4	-0.2	1.9
Synthetic organic chemicals for use as flavor and perfume materials.....	06	1403997	10.6	0.0	-2.9	0.0	0.0	-0.8
Synthetic organic plasticizers.....	06	1403999	3.2	-4.6	-3.7	-1.0	-10.5	4.8
Other synthetic organic chemicals.....	06	140399A	3.3	0.2	0.1	-2.3	0.2	-3.9
Miscellaneous end use chemicals and chemical products, excluding urea.....	06	140399B	10.2	-0.4	2.4	-0.9	3.5	-3.4
Miscellaneous cyclic and acyclic chemicals and chemical products, excluding fatty acid esters.....	06	140399C	4.6	-3.9	1.9	-2.2	-1.2	1.0
Paints and allied products.....	06	2	15.3	1.1	-0.1	1.2	0.3	0.5
Prepared paint.....	06	21	13.8	0.8	0.4	0.1	0.3	0.3
Architectural coatings.....	06	2101	15.8	0.8	1.1	0.0	0.5	0.0
Architectural coatings.....	06	210104	15.8	0.8	1.1	0.0	0.5	0.0
Exterior architectural coatings.....	06	2101041	21.1	1.6	1.3	0.0	1.3	0.1
Interior architectural coatings.....	06	2101042	12.8	0.3	1.0	0.0	0.0	0.0
OEM finishes excluding marine coatings.....	06	2102	14.0	1.0	0.3	0.3	0.3	0.3
OEM finishes excluding marine coatings.....	06	210201	14.0	1.0	0.3	0.3	0.3	0.3
Transportation finishes, except powdered and high-solids coatings. . .	06	2102011	9.9	0.8	1.6	0.7	1.1	2.1
All other product finishes for original equipment manufacturers (OEM), excluding marine coating.....	06	2102012	15.8	1.0	-0.1	0.2	0.0	-0.2
Special purpose coatings, incl. marine, industrial & construction coatings.....	06	2103	10.1	0.5	-0.6	0.2	0.1	0.9
Special purpose coatings, incl. marine, industrial & construction coatings.....	06	210301	10.1	0.5	-0.6	0.2	0.1	0.9
Paint materials.....	06	22	22.3	1.9	-1.8	5.1	0.4	1.4
Paint colors.....	06	2202	22.8	1.7	-2.0	5.7	0.5	0.0
All other inorganic pigments, including TiO2, chrome colors, and other white opaque pigments.....	06	22020N	25.5	1.7	-1.6	6.1	0.0	0.0
Synthetic organic pigments, lakes, and toners.....	06	220298	13.3	1.4	-3.6	4.1	2.4	0.0
Kaolin and ball clay.....	06	2204	17.9	3.9	0.0	0.0	0.0	13.6
Kaolin and ball clay.....	06	220407	17.9	3.9	0.0	0.0	0.0	13.6
Allied and miscellaneous paint products.....	06	23	7.4	1.6	-0.8	0.0	0.0	0.1
Allied and miscellaneous paint products.....	06	2301	7.4	1.6	-0.8	0.0	0.0	0.1
Allied and miscellaneous paint products.....	06	230104	7.4	1.6	-0.8	0.0	0.0	0.1
Drugs and pharmaceuticals.....	06	3	2.4	0.0	0.1	0.0	-0.3	1.8
Medicinal and botanical chemicals, drugs, and other products.....	06	31	0.4	0.3	-0.1	0.4	-0.2	0.5
Medicinal and botanical chemicals, drugs, and other products.....	06	3102	0.4	0.3	-0.1	0.4	-0.2	0.5
Synthetic organic medicinal chemicals, medicinal & botanical drugs, & other products.....	06	310203	0.4	0.3	-0.1	0.4	-0.2	0.5
Biological products, including diagnostics.....	06	37	1.7	-0.1	0.2	0.0	-0.1	0.7
Biological products, excluding diagnostic, for veterinary, industrial, and all other misc. uses.....	06	3717	1.8	0.1	1.7	-0.7	0.0	0.0
Biological products, excluding diagnostic, for veterinary, industrial, and all other misc. uses.....	06	371705	-	-	-	-	-	0.0
Diagnostics.....	06	3718	1.7	-0.4	-0.1	0.2	-0.3	0.5
In-vitro diagnostic substances.....	06	371801	0.6	-0.4	0.2	0.0	-0.3	0.5
Biological products, excluding diagnostic, for human use.....	06	3719	1.8	0.0	0.0	0.0	0.0	1.2
Biological products, excluding diagnostic, for human use.....	06	371904	-	-	-	-	-	1.2
Pharmaceutical preparations.....	06	38	2.7	0.0	0.1	0.0	-0.4	2.2
Pharmaceuticals affecting neoplasms, the endocrine system, & metabolic diseases.....	06	3801	2.8	0.0	0.0	0.0	0.0	2.2
Cancer therapy products.....	06	380102	3.2	0.0	0.0	0.0	0.0	1.8
Insulin/antidiabetes products.....	06	380103	2.8	0.0	0.0	0.0	0.0	2.5
Other neoplasms, endocrine system, and metabolic diseases.....	06	380104	3.1	0.0	0.0	0.0	0.0	2.4

See footnotes at end of table.

Table 7. Producer price index percentage changes for commodity and service groupings and individual items, not seasonally adjusted — Continued
[January 2023]

Title	Commodity code		Unadjusted 12-month percent change ¹	Unadjusted 1-month percent change ¹				
	Group code	Item code		Jan. 2022 to Jan. 2023 ^P	Aug. to Sept.	Sept. to Oct. ^P	Oct. to Nov. ^P	Nov. to Dec. ^P
Hormones and oral contraceptives.	06	380105	1.1	0.0	0.0	0.0	0.0	0.6
Pharmaceuticals acting on the central nervous system and the sense organs.	06	3802	4.9	0.0	0.0	0.0	0.0	2.9
Analgesics.	06	380202	2.3	0.0	0.0	0.0	0.0	0.0
Analgesics, over-the-counter.	06	380202OC	0.6	0.0	0.0	0.0	0.0	0.0
Analgesics, prescription.	06	380202RX	2.4	0.0	0.0	0.0	0.0	0.0
Psychotherapeutics.	06	380203	3.7	0.0	0.0	0.0	0.0	2.9
Antidepressants.	06	3802031	3.5	0.0	0.0	0.0	0.0	2.7
Other psychotherapeutics, including tranquilizers.	06	3802032	5.0	0.0	0.0	0.0	0.0	4.3
Anticonvulsants.	06	380204	7.3	0.0	0.0	0.0	0.0	4.1
Other central nervous system and sense organs.	06	380205	6.4	0.0	0.0	0.0	0.0	4.5
Pharmaceuticals acting on the cardiovascular system.	06	3803	4.8	0.0	0.0	0.0	0.0	4.8
Other cardiovascular preparations.	06	380305	3.8	0.0	0.0	0.0	0.0	3.8
Pharmaceuticals acting on the respiratory system.	06	3804	-1.0	0.0	0.2	0.0	-2.6	1.5
Antihistamines and bronchodilators, including antiasthmatics.	06	380402	2.6	0.0	0.0	0.0	0.0	2.5
Other respiratory preparations.	06	380403	-3.4	0.0	0.2	0.0	-3.6	0.0
Other respiratory preparations, over-the-counter.	06	380403OC	1.0	0.0	1.7	0.0	0.0	0.0
Other respiratory preparations, prescription.	06	380403RX	-4.1	0.0	0.0	0.0	-4.1	0.0
Pharmaceuticals acting on the digestive or the genito-urinary systems.	06	3805	-0.4	0.0	0.0	0.0	0.0	0.2
Other digestive or genito-urinary preparations.	06	380503	-0.4	0.0	0.0	0.0	0.0	0.2
Other digestive or genito-urinary preparations, prescription.	06	380503RX	-0.4	0.0	0.0	0.0	0.0	0.3
Pharmaceuticals acting on the skin.	06	3806	2.5	0.0	0.0	0.0	0.0	2.6
Other pharmaceutical preparations acting on the skin.	06	380603	2.7	0.0	0.0	0.0	0.0	2.9
Anti-acne preparations.	06	380606	0.1	0.0	0.0	0.0	0.0	0.1
Vitamin, nutrient, and hematinic preparations.	06	3807	4.1	0.1	0.6	0.0	0.1	0.0
Multivitamins.	06	380702	6.7	0.0	0.4	0.0	0.0	0.0
Other vitamins and nutrients.	06	380703	2.2	0.1	0.8	0.0	0.1	0.0
Pharmaceuticals affecting parasitic and infective diseases.	06	3808	1.3	0.0	0.0	0.1	0.0	0.7
Broad and medium spectrum antibiotics.	06	380802	0.6	0.0	0.0	0.6	0.0	0.0
Systemic antivirals.	06	380803	4.9	0.0	0.0	0.0	0.0	3.2
Other parasitic and infective diseases.	06	380804	1.3	0.0	0.0	0.0	0.0	1.0
Fats and oils, inedible.	06	4	9.4	-1.1	-1.1	5.9	-7.1	-2.1
Fats and oils, inedible.	06	41	9.4	-1.1	-1.1	5.9	-7.1	-2.1
Fats and oils, inedible.	06	4101	9.4	-1.1	-1.1	5.9	-7.1	-2.1
Soybean oil, processed for inedible purposes.	06	410131	5.2	-1.9	-1.8	7.8	-8.3	-2.5
Crude soybean oil, degummed, made from soybeans crushed in the same establishment.	06	4101311	5.5	-2.2	0.7	2.9	-0.7	-1.7
Soybean oil, all other types.	06	4101312	5.0	-1.7	-2.8	10.0	-11.4	-2.9
Lard, inedible tallow, and grease, except wool grease.	06	410132	25.2	1.6	1.3	-0.1	-3.2	-0.6
Agricultural chemicals and chemical products.	06	5	4.5	-1.7	-1.1	1.5	-3.1	-0.7
Mixed fertilizers.	06	51	13.3	-0.2	0.0	0.2	0.2	1.1
Mixed fertilizers.	06	5105	13.3	-0.2	0.0	0.2	0.2	1.1
Mixed fertilizers.	06	510501	13.3	-0.2	0.0	0.2	0.2	1.1
Mixed fertilizers, made in plants which manufacture fertilizer materials.	06	5105011	17.6	0.0	0.0	0.0	-0.5	0.0
Mixed fertilizers, dry, mixing only.	06	5105012	14.8	-0.7	-0.1	0.7	0.8	1.7
Mixed fertilizers, liquid, mixing only.	06	5105013	-4.8	1.2	0.8	-1.6	-0.3	1.5
Fertilizer materials.	06	52	-8.1	-0.5	2.5	1.4	-7.0	-3.3
Nitrogenates.	06	5201	-3.7	-1.2	5.3	2.9	-3.3	-6.0
Fertilizer materials of organic origin.	06	520137	0.1	0.0	0.0	0.0	0.0	0.0
Synthetic ammonia, nitric acid, ammonium compounds, and urea.	06	52013A	-4.0	-1.2	5.5	3.0	-3.4	-6.3
Phosphates.	06	5202	-11.8	0.2	-0.1	-0.1	-10.7	0.1
Phosphoric acid, 52-54 percent APA, superphosphates and other phosphate fertilizer materials.	06	52026A	-11.8	0.2	-0.1	-0.1	-10.7	0.1
Other agricultural chemicals.	06	53	21.0	-3.9	-6.6	2.4	1.2	1.7
Other agricultural chemicals.	06	5301	21.0	-3.9	-6.6	2.4	1.2	1.7
Lawn and garden pesticides and chemicals.	06	530107	17.3	10.2	0.0	1.0	0.0	3.9
Household and institutional pesticides and chemicals.	06	530108	10.6	0.8	0.0	0.0	0.0	0.5
Agricultural and commercial pesticides and chemicals.	06	530109	22.5	-5.2	-7.7	2.8	1.4	1.7
Plastic resins and materials.	06	6	-9.6	-1.0	-2.3	-4.3	-2.2	-1.9
Thermoplastic resins and plastics materials.	06	62	-12.5	-1.3	-2.6	-5.3	-2.6	-2.2
Thermoplastic resins and plastics materials.	06	6212	-12.5	-1.3	-2.6	-5.3	-2.6	-2.2
Thermoplastic resins and plastics materials.	06	621201	-12.5	-1.3	-2.6	-5.3	-2.6	-2.2
Thermosetting resins and plastics materials.	06	63	10.8	0.8	-0.4	2.0	0.2	-0.2

See footnotes at end of table.

Table 7. Producer price index percentage changes for commodity and service groupings and individual items, not seasonally adjusted — Continued
[January 2023]

Title	Commodity code		Unadjusted 12-month percent change ¹	Unadjusted 1-month percent change ¹				
	Group code	Item code		Jan. 2022 to Jan. 2023 ^P	Aug. to Sept.	Sept. to Oct. ^P	Oct. to Nov. ^P	Nov. to Dec. ^P
Thermosetting resins and plastics materials.....	06	6306	10.8	0.8	-0.4	2.0	0.2	-0.2
Thermosetting resins and plastics materials.....	06	630601	10.8	0.8	-0.4	2.0	0.2	-0.2
Other chemicals and allied products.....	06	7	9.2	-0.3	0.1	-0.2	0.6	0.6
Soaps and detergents.....	06	71	14.5	1.1	0.2	1.4	3.3	1.2
Soaps and other detergents.....	06	7104	14.5	1.1	0.2	1.4	3.3	1.2
Soaps and detergents, commercial, industrial, and institutional.....	06	710401	20.1	0.0	0.2	0.5	7.6	2.3
Commercial, industrial, and institutional hard surface cleaners.....	06	71040101	13.6	0.0	0.0	0.0	0.0	7.6
Commercial, industrial, and institutional laundry detergents.....	06	71040102	9.8	0.0	0.5	0.0	0.0	0.9
Commercial, industrial, and institutional dishwashing detergents.....	06	71040103	33.0	0.0	0.0	0.0	20.2	0.7
Commercial, industrial, and institutional metal cleaners.....	06	71040104	10.6	0.0	0.0	0.0	0.0	0.0
Dairy, farm, and food plant cleaners, sanitizers, etc.....	06	71040106	6.0	-0.2	0.0	0.7	0.0	0.0
Commercial, industrial, and institutional soaps, excluding specialty cleaners.....	06	71040107	11.1	0.3	0.3	0.0	0.0	1.8
Commercial, industrial, and institutional scouring cleaners.....	06	71040109	-	0.0	-	-	-	-
Household detergents.....	06	710402	8.0	2.3	0.2	2.6	0.1	0.0
Household alkaline detergents and cleaners.....	06	7104021	29.0	8.0	0.0	8.6	0.3	0.0
Household dry and liquid laundry detergents.....	06	7104022	0.3	0.0	0.3	0.0	0.0	0.0
Soaps, excluding specialty cleaners, household.....	06	710403	12.8	0.6	0.0	0.0	0.5	0.1
Polish and other sanitation goods.....	06	72	5.0	0.2	0.2	0.3	0.0	0.2
Polish and other sanitation goods.....	06	7201	5.0	0.2	0.2	0.3	0.0	0.2
Polishing preparations and related products.....	06	720103	6.8	0.2	0.6	0.0	0.0	0.0
Specialty cleaning and sanitation products.....	06	720105	5.6	0.2	0.1	0.0	0.0	0.3
Disinfectants, nonagricultural, industrial and institutional.....	06	7201051	11.4	0.7	0.0	0.0	0.0	0.1
Air and room fresheners.....	06	7201053	5.7	0.0	0.0	0.0	0.0	0.3
Laundry fabric softeners and rinses, liquid and dry.....	06	7201058	3.5	0.0	0.0	0.2	0.0	0.9
Other specialty cleaning and sanitation products.....	06	7201059	4.8	0.2	0.3	-0.1	0.1	0.4
Cosmetics and other toilet preparations.....	06	75	6.8	0.2	0.5	0.1	0.0	1.3
Shaving preparations.....	06	7502	14.2	0.1	0.0	0.3	0.0	0.0
Shaving preparations.....	06	750206	14.2	0.1	0.0	0.3	0.0	0.0
Perfumes, toilet waters, and colognes.....	06	7503	5.6	0.0	1.1	0.0	0.0	0.0
Perfumes, toilet waters, and colognes.....	06	750306	5.6	0.0	1.1	0.0	0.0	0.0
Hair preparations (including shampoos).....	06	7504	8.2	0.5	0.8	0.4	0.1	1.5
Hair preparations (including shampoos).....	06	750407	8.2	0.5	0.8	0.4	0.1	1.5
Hair preparations incl professional, consumer, and cream/gel shampoos.....	06	75040701	8.3	0.6	0.8	0.4	0.2	1.5
Hair tonics and hair dressings incl professional and consumer use.....	06	75040702	7.8	0.1	0.7	0.1	0.1	1.6
Toothpastes, denture cleaners, and mouthwashes.....	06	7505	6.4	0.1	-0.1	0.1	-0.1	0.0
Denture cleaners, mouthwashes, gargles, and rinses.....	06	750504	8.0	0.1	-0.1	0.1	-0.1	0.0
Creams, lotions, and oils, excluding shaving, hair, and deodorant.....	06	7514	9.2	0.2	1.4	0.0	0.0	4.4
Creams, lotions, and oils, excluding shaving, hair, and deodorant.....	06	751401	9.2	0.2	1.4	0.0	0.0	4.4
Other cosmetics and toilet preparations.....	06	7515	4.8	0.0	0.0	0.0	0.0	0.3
Other cosmetics and toilet preparations.....	06	751501	4.8	0.0	0.0	0.0	0.0	0.3
Misc. chemical prod. and preparations.....	06	79	9.3	-0.9	-0.2	-0.9	0.2	0.1
Explosives and blasting accessories.....	06	7902	7.5	-0.1	1.3	1.3	-1.2	-1.8
Explosives and blasting accessories.....	06	790234	7.5	-0.1	1.3	1.3	-1.2	-1.8
Industrial gases.....	06	7903	4.1	0.5	0.1	-4.8	-1.8	0.4
Carbon dioxide.....	06	790302	26.2	2.5	-0.4	-2.2	1.8	0.1
Nitrogen.....	06	790303	15.6	1.0	2.3	-1.5	0.0	0.6
Oxygen.....	06	790304	39.7	0.3	-0.1	0.0	0.1	0.3
Argon and hydrogen.....	06	790309	5.6	1.0	-0.1	0.8	3.6	0.9
Other industrial gases (including fluorocarbon and acetylene).....	06	790312	-8.1	0.0	-0.3	-8.7	-4.8	0.4
Adhesives and sealants.....	06	7904	13.4	0.7	0.2	-0.1	0.2	-0.2
Synthetic resin and rubber adhesives.....	06	790402	12.6	1.1	0.3	-0.3	0.6	-0.9
Epoxy adhesives.....	06	7904021	15.3	5.2	0.0	0.0	0.0	0.2
Other synthetic resin and rubber adhesives.....	06	7904026	8.2	1.1	0.2	-0.4	-0.9	0.2
Structural sealants (load bearing).....	06	790407	5.1	0.0	0.8	0.0	-2.6	0.0
Nonstructural caulking compounds and sealants.....	06	79040A	16.9	0.0	0.0	0.1	-0.1	1.6
Surface active agents.....	06	7905	7.7	-1.7	-1.0	-1.2	1.7	0.0
Textile and leather assistants and finishes.....	06	790501	14.7	2.2	0.1	-8.3	0.0	0.0
Surfactants (bulk surface active agents).....	06	790502	6.6	-2.4	-1.2	0.1	2.0	0.0
Gum and wood chemicals, including wood distillation products.....	06	7906	18.6	-0.6	5.9	0.9	-0.1	0.0
Gum and wood chemicals, including wood distillation products.....	06	790607	18.6	-0.6	5.9	0.9	-0.1	0.0
Other miscellaneous chemical products.....	06	7909	9.6	-1.8	-0.7	0.1	0.1	0.4
Carbon black, all processes.....	06	790918	10.0	-0.1	-6.0	-2.2	-1.6	-3.8
Printing ink.....	06	790919	9.7	-0.5	0.0	0.7	0.1	1.5

See footnotes at end of table.

Table 7. Producer price index percentage changes for commodity and service groupings and individual items, not seasonally adjusted — Continued
[January 2023]

Title	Commodity code		Unadjusted 12-month percent change ¹	Unadjusted 1-month percent change ¹				
	Group code	Item code		Jan. 2022 to Jan. 2023 ^P	Aug. to Sept.	Sept. to Oct. ^P	Oct. to Nov. ^P	Nov. to Dec. ^P
Gravure printing inks.....	06	7909192	0.4	0.0	0.0	0.0	0.0	0.0
Lithographic and offset inks.....	06	7909193	11.2	0.0	0.0	0.0	0.0	4.1
News and nonheat web offset printing inks.....	06	79091931	13.1	0.0	0.0	0.0	0.0	4.9
Publication and commercial web inks.....	06	79091932	13.2	0.0	0.0	0.0	0.0	7.0
Sheet-fed general inks.....	06	79091933	8.4	0.0	0.0	0.0	0.0	0.0
Sheet-fed packaging inks.....	06	79091934	7.1	0.0	0.0	0.0	0.0	0.0
Flexographic printing inks.....	06	7909194	16.7	0.0	0.0	0.0	0.0	0.0
Nonimpact/digital inks.....	06	7909195	6.1	-1.5	0.0	1.9	0.4	-0.1
All other printing inks.....	06	7909196	8.3	1.2	0.5	-0.3	0.0	2.3
Water-treating compounds.....	06	790961	-1.1	-4.4	-0.2	0.4	0.6	0.0
Automotive chemicals.....	06	790991	5.2	0.1	1.2	0.7	0.0	-1.6
All other chemical preparations, including essential oils, matches, and gelatin.....	06	790999	12.5	-1.9	0.1	-0.1	0.6	1.0
Rubber and plastic products.....	07	—	6.4	-0.2	-0.5	-0.2	-0.3	-0.3
Rubber and rubber products.....	07	1	8.0	0.2	0.2	-0.3	-0.5	0.9
Synthetic rubber, inc. styrene-butadiene rubber (SBR) and ethylene propylene.....	07	11	-2.4	-0.4	-1.7	-3.6	-4.5	-2.5
Synthetic rubber.....	07	1102	-2.4	-0.4	-1.7	-3.6	-4.5	-2.5
Synthetic rubber, inc. sbr and ethylene propylene.....	07	110224	-2.4	-0.4	-1.7	-3.6	-4.5	-2.5
Tires, tubes, tread, & repair materials.....	07	12	14.0	0.5	0.9	0.5	0.5	2.4
Tires.....	07	1201	14.0	0.5	1.0	0.6	0.6	2.4
Pneumatic tires (including passenger, truck, bus, tractor, industrial, and other tires).....	07	12010	14.2	0.5	1.0	0.6	0.6	2.5
Passenger car pneumatic tires.....	07	120104	14.1	0.0	2.3	0.2	0.0	3.2
Truck and bus (including off-the-highway) pneumatic tires.....	07	120105	17.4	1.3	-1.0	1.4	1.7	2.3
Tread rubber, tire sundries, and repair materials.....	07	1203	12.4	0.0	0.0	0.0	0.0	0.0
Tread rubber, tire sundries, and repair materials.....	07	120354	12.4	0.0	0.0	0.0	0.0	0.0
Miscellaneous rubber products.....	07	13	7.3	0.2	0.3	0.2	0.0	1.0
Rubber and plastics footwear, including athletic footwear.....	07	1301	2.1	0.0	0.0	0.0	0.4	0.1
Rubber and plastics footwear, including athletic footwear.....	07	130109	2.1	0.0	0.0	0.0	0.4	0.1
Rubber and plastic belts and belting.....	07	1303	8.7	0.1	0.4	0.1	0.0	1.5
Flat rubber and plastics belts and belting.....	07	130371	8.1	0.1	0.0	0.1	0.0	2.0
Rubber and plastics transmission belts and belting (excluding flat).....	07	130372	9.9	0.0	1.0	0.0	0.0	0.7
Rubber and plastics hose.....	07	1304	1.6	0.0	-0.9	-0.3	0.1	-0.7
Rubber and plastics hose.....	07	130411	1.6	0.0	-0.9	-0.3	0.1	-0.7
Industrial rubber and plastics hose without fittings.....	07	1304116	-3.0	0.0	-2.0	0.0	0.0	-1.0
Rubber and plastics water hose (incl. fire, irrigation, etc.).....	07	1304117	0.5	0.0	-0.5	0.0	1.0	-1.3
Rubber and plastics hose for on- and off-highway motor vehicles.....	07	1304118	4.3	0.0	-1.0	-0.9	0.0	0.0
Miscellaneous rubber products, n.e.c.....	07	1306	8.3	0.2	0.5	0.3	0.0	1.2
All other industrial rubber products.....	07	130604	12.7	0.1	0.4	1.0	0.0	0.0
All other miscellaneous rubber goods.....	07	130606	7.5	1.7	0.0	0.0	0.1	2.4
Rubber compounds or mixtures for sale or interplant transfer.....	07	130612	12.2	0.0	2.2	0.0	0.0	0.2
Rubber druggist and medical sundries, excluding gloves.....	07	130616	0.4	0.1	0.0	0.0	0.0	0.0
Rubber products for mechanical use.....	07	130617	4.9	0.0	0.0	0.4	0.0	1.4
Molded rubber mechanical goods automotive.....	07	1306171	3.0	0.0	0.0	0.0	0.0	2.2
Molded rubber mechanical goods, transportation/off-highway.....	07	1306172	4.9	-0.1	0.0	0.0	0.0	2.2
Other molded rubber mechanical goods (excluding tubing).....	07	1306179	6.2	0.0	0.0	0.0	0.0	0.0
Other extruded rubber mechanical goods (excl. auto)(excl. tubing).....	07	130617C	3.3	0.0	0.0	0.7	0.0	0.0
Rubber coated fabrics, garments, and footwear.....	07	130618	10.7	0.0	1.3	0.0	0.0	0.0
Plastic products.....	07	2	5.9	-0.2	-0.7	-0.1	-0.2	-0.6
Plastic construction products.....	07	21	7.0	-0.2	-0.4	-0.6	-0.4	-0.3
Plastics construction products.....	07	2106	7.0	-0.2	-0.4	-0.6	-0.4	-0.3
Plastics pipe.....	07	210603	5.5	-0.8	-0.8	-1.0	-0.5	-0.7
Plastics drain, waste, and vent pipe.....	07	2106031	-1.9	0.7	-0.9	-4.7	0.4	-4.4
Plastics water pipe.....	07	2106033	10.7	-0.5	0.3	-0.1	-2.1	1.7
Plastics sewer, stormdrain, and water main pipe.....	07	2106038	6.7	-3.1	-1.6	1.0	-0.4	-0.5
Other plastics pipe.....	07	210603B	0.4	-2.2	-2.3	0.0	0.0	0.5
Plastics pipe fittings and unions.....	07	210604	9.6	1.1	0.1	-0.9	-1.7	-0.3
Plastics plumbing fixtures.....	07	210605	6.3	0.1	0.0	0.2	0.5	1.7
Other plastics construction products.....	07	210606	7.9	-0.1	-0.2	-0.5	-0.3	-0.4
Building and construction polystyrene foam products.....	07	2106061	21.5	0.0	0.0	-0.3	-0.2	0.1
Building & construction fabricated plastics products (excl foam, plumbing fixtures, hardware).....	07	2106063	5.7	-0.1	-0.3	-0.5	-0.3	-0.4
Unsupported plastic film, sheet and other shapes.....	07	22	6.2	-1.1	-0.4	0.6	-0.7	0.0

See footnotes at end of table.

Table 7. Producer price index percentage changes for commodity and service groupings and individual items, not seasonally adjusted — Continued
 [January 2023]

Title	Commodity code		Unadjusted 12-month percent change ¹	Unadjusted 1-month percent change ¹				
	Group code	Item code		Jan. 2022 to Jan. 2023 ^P	Aug. to Sept.	Sept. to Oct. ^P	Oct. to Nov. ^P	Nov. to Dec. ^P
Unsupported plastics film, sheet, and other shapes.....	07	2205	6.2	-1.1	-0.4	0.6	-0.7	0.0
Unsupported plastics film, sheet, and other shapes.....	07	220501	6.2	-1.1	-0.4	0.6	-0.7	0.0
Unlaminated polyethylene film and sheet.....	07	2205011	7.9	1.3	0.8	0.7	-0.3	-0.2
Unlaminated vinyl and vinyl copolymer film and sheet.....	07	2205013	14.0	2.2	0.0	0.0	-2.2	0.0
Miscellaneous unlaminated plastics film and sheet.....	07	2205014	4.3	-4.9	-0.5	-0.3	-1.5	0.1
Unlaminated plastics profile shapes.....	07	2205015	7.9	-1.9	-1.2	3.0	0.6	0.6
Laminated plastic sheets, rods, and tubes.....	07	23	9.3	-0.2	0.0	0.3	-0.1	0.0
Laminated plastics plates, sheet (except packaging), and shapes.....	07	2304	9.3	-0.2	0.0	0.3	-0.1	0.0
Laminated plastics plates, sheet (except packaging), and shapes.....	07	230401	9.3	-0.2	0.0	0.3	-0.1	0.0
Parts for manufacturing from plastics.....	07	26	6.0	0.4	0.5	-0.1	0.5	-0.1
Parts for transportation equipment.....	07	2601	4.0	0.3	0.3	0.1	0.0	0.0
Parts for transportation equipment.....	07	260105	4.0	0.3	0.3	0.1	0.0	0.0
Transportation polyurethane foam products.....	07	2601051	6.4	0.0	0.0	0.7	0.0	0.0
Transportation fabricated plastic parts (excluding foam and reinforced plastics).....	07	2601052	3.9	0.3	0.3	0.0	0.0	0.0
Other parts and components for manufacturing.....	07	2602	12.0	0.9	1.6	-0.6	1.1	0.0
Other parts and components for manufacturing.....	07	260205	12.0	0.9	1.6	-0.6	1.1	0.0
All other miscellaneous polyurethane foam products.....	07	2602051	4.1	0.0	0.3	0.0	0.1	0.0
Electrical & electronic fabricated plastics (excl. foam and reinforced plastics).....	07	2602052	12.6	2.1	0.8	0.0	1.5	0.0
All other polystyrene foam products incl. transportation application uses.....	07	2602053	21.8	0.0	0.0	-1.9	0.0	0.0
Industrial machinery plastics products, excl foam (incl gears, bearings, bushings, cams).....	07	2602054	9.7	0.2	3.7	-0.8	1.5	0.0
Foam components for furniture.....	07	2603	5.1	-0.2	-0.7	-0.2	1.8	-0.7
Foam components for furniture.....	07	260305	5.1	-0.2	-0.7	-0.2	1.8	-0.7
Other plastic products.....	07	29	2.6	0.5	-1.6	0.1	0.3	-1.2
Other plastics products.....	07	2901	2.6	0.5	-1.6	0.1	0.3	-1.2
Custom compounding of purchased resins and color concentrates.....	07	290196	-2.6	0.2	-3.0	0.2	-0.6	-2.6
All other reinforced and fiberglass plastics products.....	07	290197	10.9	0.8	0.0	0.0	1.6	0.8
Products made of foam other than polystyrene or polyurethane.....	07	290198	5.4	0.5	0.3	0.0	0.0	1.8
Plastic packaging products.....	07	2A	3.0	0.1	-1.7	-0.5	-0.4	-2.0
Plastics packaging products.....	07	2A01	3.0	0.1	-1.7	-0.5	-0.4	-2.0
Plastics packaging products.....	07	2A0101	3.0	0.1	-1.7	-0.5	-0.4	-2.0
Other plastics packaging products, excluding film, sheet, foam and bottles.....	07	2A01012	-0.6	0.0	-1.4	-1.1	0.0	-2.2
Packaging polyurethane foam products.....	07	2A01013	0.0	0.0	0.0	0.0	0.0	0.0
Plastics bottles.....	07	2A01014	4.7	-0.5	-0.9	-0.2	0.0	-2.4
Polystyrene foam food containers.....	07	2A01015	-1.0	3.8	-7.6	1.5	-4.1	-1.0
Polystyrene foam protective shipping pads, shaped cushioning, etc.....	07	2A01016	41.8	0.0	0.0	0.0	-0.8	0.5
Consumer, institutional, and commercial products, n.e.c.....	07	2B	11.3	-0.5	-0.5	0.2	-0.1	0.3
All other consumer, institutional, and commercial products.....	07	2B01	11.3	-0.5	-0.5	0.2	-0.1	0.3
All other consumer, institutional, and commercial products.....	07	2B0101	11.3	-0.5	-0.5	0.2	-0.1	0.3
Consumer and institutional polystyrene foam products.....	07	2B01011	4.9	0.4	-4.7	0.6	-2.9	0.3
Consumer/institutional/commercial fabricated plastics products.....	07	2B01015	12.5	-0.7	0.4	0.2	0.0	0.3
Recyclable plastics.....	07	2C	-18.9	-6.9	-8.2	-5.4	-0.5	-8.1
Recyclable plastics.....	07	2C01	-18.9	-6.9	-8.2	-5.4	-0.5	-8.1
Recyclable plastics.....	07	2C0101	-18.9	-6.9	-8.2	-5.4	-0.5	-8.1
Lumber and wood products.....	08	-	-12.3	-1.9	-1.6	-1.5	-1.5	-0.6
Lumber.....	08	1	-34.4	-4.9	-3.2	-2.3	-4.3	0.2
Softwood lumber.....	08	11	-44.1	-5.2	-2.0	-1.2	-5.4	-5.1
Softwood cut stock and dimension.....	08	1105	-36.2	-5.4	-2.9	-1.8	-4.4	-2.5
Softwood cut stock and dimension.....	08	110503	-36.2	-5.4	-2.9	-1.8	-4.4	-2.5
Softwood lumber, not edge worked.....	08	1106	-48.3	-5.8	-2.0	-0.9	-6.0	-5.7
Softwood lumber, not edge worked.....	08	110601	-48.3	-5.8	-2.0	-0.9	-6.0	-5.7
Softwood dressed lumber, less than 2 inches in nominal thickness, not edge worked.....	08	1106012	7.4	-3.3	2.5	2.5	0.6	-1.4
Softwood dressed 2-inch lumber, 2 inches in nominal thickness only, not edge worked.....	08	1106013	-61.9	-8.2	-3.5	-1.2	-10.7	-9.0
Softwood dressed lumber and timbers, more than 2 inches in nominal thickness, not edge worked.....	08	1106014	-58.6	-6.3	-4.1	-3.3	-0.3	-8.2
Softwood lumber, made from purchased lumber.....	08	1107	-16.4	-2.5	-1.6	-2.4	-3.2	-0.3
Softwood lumber, made from purchased lumber.....	08	110701	-16.4	-2.5	-1.6	-2.4	-3.2	-0.3
Hardwood lumber.....	08	12	-7.6	-4.4	-5.5	-4.5	-1.8	9.2

See footnotes at end of table.

Table 7. Producer price index percentage changes for commodity and service groupings and individual items, not seasonally adjusted — Continued
 [January 2023]

Title	Commodity code		Unadjusted 12-month percent change ¹	Unadjusted 1-month percent change ¹				
	Group code	Item code		Jan. 2022 to Jan. 2023 ^P	Aug. to Sept.	Sept. to Oct. ^P	Oct. to Nov. ^P	Nov. to Dec. ^P
Hardwood cut stock and dimension.....	08	1203	-20.7	-5.5	-5.0	-2.4	-1.6	-3.1
Hardwood cut stock and dimension.....	08	120311	-20.7	-5.5	-5.0	-2.4	-1.6	-3.1
Hardwood flooring.....	08	1204	2.7	-2.3	0.4	0.5	0.3	-0.4
Oak and maple hardwood flooring.....	08	120401	2.2	-2.7	0.5	0.7	0.3	-0.5
Hardwood flooring, other than oak and maple.....	08	120402	5.6	0.0	0.0	-0.1	0.0	0.0
Hardwood lumber, not edge worked.....	08	1205	-20.0	-6.3	-11.3	-9.4	-4.3	18.0
Hardwood lumber, not edge worked.....	08	120501	-20.0	-6.3	-11.3	-9.4	-4.3	18.0
Millwork.....	08	2	2.5	-1.1	-0.3	-1.3	-0.6	-0.4
General millwork.....	08	21	8.2	-0.7	0.2	-0.3	0.0	0.0
General millwork.....	08	2101	8.2	-0.7	0.2	-0.3	0.0	0.0
Stock wood kitchen cabinets, related cabinetwork and countertops.....	08	210102	3.4	0.0	0.0	0.0	0.0	0.0
Stock wood kitchen cabinets and related cabinetwork for permanent installation.....	08	2101021	2.3	0.0	0.0	0.0	0.0	0.0
Custom wood kitchen cabinets, bathroom vanities, and related cabinetwork.....	08	210105	11.3	0.0	0.0	0.1	3.1	0.0
Custom wood kitchen cabinets and related cabinetwork not sold direct to customer at retail.....	08	2101051	9.9	0.0	0.0	0.1	5.7	0.0
Custom wood kitchen cabinets, bathroom vanities, and related cabinet work sold at retail.....	08	2101052	12.7	0.0	0.0	0.0	0.8	0.0
Wood window units.....	08	210112	15.1	0.0	0.0	0.0	0.0	0.0
Double hung wood window units.....	08	2101121	9.5	0.0	0.0	0.0	0.0	0.0
Casement wood window units.....	08	2101122	17.5	0.0	0.0	0.0	0.0	0.0
All other wood window units, including horizontal sliding, awning and single hung.....	08	2101123	22.4	0.0	0.0	0.0	0.0	0.0
Wood sash, excluding sash shipped in window units.....	08	210122	15.9	0.0	0.0	0.0	0.0	0.0
Wood window & door frames, incl. door frames in door units, excl. window frames in window units.....	08	210132	-11.4	-7.5	0.0	-1.9	-6.8	-1.1
Wood panel, flush, & molded face doors, interior & exterior, incl. doors with glazed sections.....	08	210142	19.3	0.3	3.0	0.1	0.2	1.0
Other wood doors, incl. garage, patio, bifold, cabinet, screen, storm and louver.....	08	210152	14.1	0.1	-0.2	0.1	-0.3	-0.5
Wood moldings.....	08	210162	3.8	-0.9	0.0	-0.3	-1.2	-1.2
Mirror and picture frames and framed pictures.....	08	210175	9.2	2.8	0.0	0.0	0.0	0.0
Other wood millwork products, including stairwork, exterior millwork, and softwood flooring.....	08	210183	-3.8	-4.3	-2.4	-2.6	-1.3	0.9
Prefabricated structural members.....	08	22	-13.0	-2.3	-1.6	-4.4	-2.6	-1.5
Prefabricated structural members.....	08	2201	-13.0	-2.3	-1.6	-4.4	-2.6	-1.5
Laminated veneer lumber.....	08	220107	14.0	0.0	-0.1	0.0	-0.5	-0.2
Other engineered structural wood members, excluding trusses & laminated veneer lumber.....	08	220108	-4.1	-1.1	-0.4	-5.9	-0.5	0.0
Wood trusses.....	08	220109	-17.7	-2.9	-2.1	-4.9	-3.2	-2.1
Plywood.....	08	3	-14.9	-0.7	-2.6	-4.0	-1.7	-0.4
Softwood veneer and plywood.....	08	31	-26.1	-1.3	-4.9	-5.8	-2.6	-1.1
Softwood veneer and plywood.....	08	3103	-26.1	-1.3	-4.9	-5.8	-2.6	-1.1
Softwood veneer and plywood.....	08	310303	-26.1	-1.3	-4.9	-5.8	-2.6	-1.1
Softwood veneer, incl. veneer backed w/ paper, cloth, or other flexible material.....	08	3103031	-16.2	-6.1	-6.5	-6.5	-5.1	-2.3
Softwood plywood products: rough, sanded, and specialties.....	08	3103035	-28.0	0.1	-4.5	-5.6	-1.9	-0.4
Hardwood veneer and plywood.....	08	35	11.7	0.6	1.7	-0.8	-0.2	0.4
Hardwood veneer and plywood.....	08	3501	11.7	0.6	1.7	-0.8	-0.2	0.4
Hardwood veneer, including veneer backed with paper, cloth, or other flexible material.....	08	350102	10.0	2.2	0.3	0.3	0.2	0.4
Hardwood plywood.....	08	350104	9.0	-0.7	3.6	-1.5	-0.7	0.5
Hardwood veneered panels, including two-ply veneers.....	08	350107	24.5	2.1	-1.3	-0.5	0.4	0.5
Other wood products.....	08	4	0.3	-0.3	-2.9	-1.5	-0.3	-0.8
Wood pallets and pallet containers, wood and metal combination.....	08	41	0.8	-0.5	-2.0	-1.8	-0.4	-0.6
Wood pallets and pallet containers.....	08	4101	0.8	-0.5	-2.0	-1.8	-0.4	-0.6
Wood pallets and pallet containers, wood and metal combination.....	08	410101	0.8	-0.5	-2.0	-1.8	-0.4	-0.6
Wood boxes.....	08	42	-8.1	-0.9	-7.5	-2.3	-0.3	0.0
Wood boxes.....	08	4201	-8.1	-0.9	-7.5	-2.3	-0.3	0.0
Nailed and lock-corner wood boxes.....	08	420101	1.2	-2.0	0.0	0.0	-0.2	0.2
Wood box and crate shook.....	08	420102	-6.4	-1.3	-3.5	-5.8	-0.7	0.0
Other wood container parts and wood containers.....	08	420127	-13.2	0.0	-14.0	0.0	0.0	0.0
Miscellaneous wood products.....	08	49	2.2	0.1	-2.7	-0.9	-0.1	-1.3
Wood ties, siding, shingles, and shakes, and contract sawing of logs owned by others.....	08	4903	7.0	2.4	0.2	-0.1	1.3	1.2

See footnotes at end of table.

Table 7. Producer price index percentage changes for commodity and service groupings and individual items, not seasonally adjusted — Continued
 [January 2023]

Title	Commodity code		Unadjusted 12-month percent change ¹	Unadjusted 1-month percent change ¹				
	Group code	Item code		Jan. 2022 to Jan. 2023 ^P	Aug. to Sept.	Sept. to Oct. ^P	Oct. to Nov. ^P	Nov. to Dec. ^P
Wood ties, siding, shingles, and shakes, and contract sawing of logs owned by others.....	08	490301	7.0	2.4	0.2	-0.1	1.3	1.2
Sawn wood fence stock, wood lath, and contract resawing and planing. ...	08	4904	44.6	0.0	0.0	0.0	0.0	0.0
Sawn wood fence stock, wood lath, and contract resawing and planing.....	08	490401	44.6	0.0	0.0	0.0	0.0	0.0
All other miscellaneous wood products.....	08	4909	-2.2	-0.1	-3.2	-1.1	-0.2	-1.6
All other miscellaneous wood products.....	08	490901	-2.2	-0.1	-3.2	-1.1	-0.2	-1.6
Logs, bolts, timber, pulpwood and wood chips.....	08	5	1.4	-0.2	-0.4	0.0	0.4	-0.6
Logs, bolts, timber, pulpwood and wood chips.....	08	51	1.4	-0.2	-0.4	0.0	0.4	-0.6
Logs, bolts, timber, pulpwood and wood chips.....	08	5105	1.4	-0.2	-0.4	0.0	0.4	-0.6
Logs, bolts, timber and pulpwood.....	08	510502	0.8	-0.1	-0.5	0.2	-0.3	-0.7
Wood chips, excluding field chips.....	08	510505	3.6	-0.5	0.0	-0.9	2.7	0.0
Prefabricated wood buildings & components.....	08	6	-4.5	-0.3	-1.5	0.1	-0.2	-4.3
Prefabricated wood buildings & components.....	08	61	-4.5	-0.3	-1.5	0.1	-0.2	-4.3
Prefabricated wood buildings and components.....	08	6101	-4.5	-0.3	-1.5	0.1	-0.2	-4.3
Prefabricated stationary wood buildings, components (not sold as complete units).....	08	610101	3.0	0.2	-0.3	-0.4	-0.4	6.0
Prefabricated stationary wood buildings, precut packages (complete units).....	08	610102	10.8	-0.6	0.1	0.1	-0.1	-1.3
Prefabricated stationary wood buildings, shipped in panel form (complete units).....	08	610103	-26.7	-0.5	-2.5	1.4	-0.4	-12.5
Prefabricated stationary wood buildings, shipped in three-dimensional assemblies.....	08	610104	6.9	-0.4	-3.1	0.0	0.0	0.4
Prefabricated stationary wood buildings, three-dimensional assemblies, residential.....	08	6101041	7.0	-0.3	-3.7	0.0	0.0	0.4
Prefabricated stationary wood buildings, three-dimensional assemblies, nonresidential.....	08	6101042	6.3	-1.5	0.0	0.0	0.0	0.0
Treated wood and contract wood preserving.....	08	7	-3.2	-1.7	0.0	0.2	-1.4	-0.9
Treated wood and contract wood preserving.....	08	71	-3.2	-1.7	0.0	0.2	-1.4	-0.9
Treated wood.....	08	7101	-3.4	-1.8	0.1	0.2	-1.5	-1.1
Wood poles, piles, and posts owned and treated by the same establishment.....	08	710101	34.9	2.4	-0.3	0.6	0.8	-1.8
Other wood products owned and treated by the same establishment. ...	08	710102	-14.7	-3.6	0.2	0.0	-2.6	-0.4
Contract wood preservation.....	08	7102	0.4	-0.2	-0.3	-0.5	-0.5	4.0
Receipts for treating wood owned by others w/ arsenical chemicals, creosote, & other chemicals.....	08	710201	0.4	-0.2	-0.3	-0.5	-0.5	4.0
Pulp, paper, and allied products.....	09	-	7.8	-0.6	-0.4	0.2	0.0	0.5
Pulp, paper, and prod., ex. bldg. paper.....	09	1	7.4	-0.7	-0.5	0.0	0.2	0.0
Wood pulp.....	09	11	21.7	0.0	-0.6	4.7	-1.9	-0.5
Wood pulp.....	09	1105	21.7	0.0	-0.6	4.7	-1.9	-0.5
Wood pulp.....	09	110501	21.7	0.0	-0.6	4.7	-1.9	-0.5
Special alpha and dissolving wood pulp, incl. sulfite and sulfate and other wood pulp.....	09	1105012	22.4	0.0	-1.4	4.6	-2.4	-1.1
All other miscellaneous pulp, other than wood, and pulp mill byproducts incl. turpentine.....	09	1105017	22.0	0.0	2.6	5.0	0.0	4.3
Recyclable paper.....	09	12	-63.0	-26.1	-31.9	-23.9	10.6	-5.2
News and other low grade recyclable paper.....	09	1201	-53.3	-11.9	-30.5	-27.6	0.0	-5.8
News and other low grade recyclable paper.....	09	120125	-53.3	-11.9	-30.5	-27.6	0.0	-5.8
Corrugated recyclable paper.....	09	1203	-70.0	-29.6	-37.6	-34.7	21.7	-3.1
Corrugated recyclable paper.....	09	120325	-70.0	-29.6	-37.6	-34.7	21.7	-3.1
High grade recyclable paper (including pulp substitutes and deinking).....	09	1207	-42.6	-20.5	-17.2	-0.7	-1.7	-8.6
High grade recyclable (including pulp substitutes and deinking).....	09	120725	-42.6	-20.5	-17.2	-0.7	-1.7	-8.6
Paper.....	09	13	8.2	0.7	0.8	-0.4	0.3	0.2
Writing and printing papers.....	09	1301	13.6	1.0	1.4	0.3	0.7	1.6
Bleached bristol, clay-coated, uncoated, and industrial converted paper.....	09	130119	14.5	1.6	1.3	-0.2	0.3	2.2
Printing paper, coated at establishments other than where paper was produced.....	09	130120	1.0	0.0	0.0	0.0	0.0	1.1
Newsprint.....	09	1302	20.5	2.9	1.8	-0.9	-2.3	0.5
Newsprint.....	09	130291	20.5	2.9	1.8	-0.9	-2.3	0.5
Packaging and industrial converting paper.....	09	1303	0.0	0.0	-0.3	-1.0	-0.6	-0.9
Coated and laminated single and multi-web paper.....	09	130321	19.9	-0.4	1.5	0.0	0.4	0.3
Single-web paper, rolls and sheets, including waxed, for flexible packaging uses.....	09	1303211	25.5	0.0	1.6	0.0	0.5	1.0
Multiweb laminated rolls and sheets, except foil, for flexible packaging uses.....	09	1303213	13.5	-1.0	1.3	0.0	0.3	-0.4

See footnotes at end of table.

Table 7. Producer price index percentage changes for commodity and service groupings and individual items, not seasonally adjusted — Continued
[January 2023]

Title	Commodity code		Unadjusted 12-month percent change ¹	Unadjusted 1-month percent change ¹				
	Group code	Item code		Jan. 2022 to Jan. 2023 ^P	Aug. to Sept.	Sept. to Oct. ^P	Oct. to Nov. ^P	Nov. to Dec. ^P
Coated and laminated single and multi-web film.....	09	130322	-3.7	0.1	-0.8	-1.2	-0.8	-1.2
Single-web film, rolls, and sheets, including coextruded, for flexible packaging uses.....	09	130322A	-1.9	0.5	-1.3	-1.7	0.8	-1.5
Single-web film, rolls, and sheets for flexible packaging uses.....	09	130322A1	-1.6	0.7	-0.7	-1.7	0.6	-1.8
Coextruded single-web film, for flexible packaging uses.....	09	130322A2	-3.8	-0.4	-4.1	-1.7	1.9	-0.5
All other coated and processed papers.....	09	1305	7.2	0.4	1.7	-1.6	3.2	-3.2
Converted foil for nonpackaging applications.....	09	130505	19.5	9.3	0.0	0.0	0.0	0.0
Other coated and processed papers, except for packaging uses.....	09	130506	4.6	-0.7	2.1	-2.0	4.1	-4.1
Paperboard.....	09	14	9.2	0.1	0.2	0.3	-0.5	-0.4
Corrugated paperboard in sheets and rolls, lined and unlined.....	09	1405	8.1	0.2	0.1	0.1	-1.1	-0.9
Corrugated paperboard in sheets and rolls, lined and unlined.....	09	140551	8.1	0.2	0.1	0.1	-1.1	-0.9
Paperboard, excluding corrugated paperboard in sheets and rolls.....	09	1411	9.5	0.1	0.3	0.3	-0.4	-0.3
Recycled paperboard.....	09	141105	7.9	0.3	0.1	0.0	-1.5	-1.3
Unbleached kraft packaging and industrial converting paperboard.....	09	141107	8.3	0.0	0.0	0.0	0.0	0.0
Bleached packaging and industrial converting paperboard.....	09	141112	13.3	0.0	1.2	1.7	0.0	0.0
Converted paper and paperboard products.....	09	15	12.2	0.5	0.7	0.7	0.2	0.4
Sanitary paper products, including stock.....	09	1501	14.2	1.4	1.3	2.8	-0.5	1.0
Sanitary paper products, including stock.....	09	150123	14.2	1.4	1.3	2.8	-0.5	1.0
Sanitary tissue paper products, made in paper mills.....	09	1501233	15.3	1.5	1.4	3.6	-0.9	1.3
Disposable diapers and similar disposable products, purchased sanitary paper stock and wadding.....	09	1501234	4.2	0.3	2.4	0.0	0.0	0.0
Sanitary tissue paper products, made from purchased sanitary paper stock or wadding.....	09	1501235	17.0	3.7	0.6	2.4	0.1	1.1
Paper, plastic, and foil bags.....	09	1502	4.0	0.0	-0.1	-0.8	0.1	0.4
Uncoated single-web paper grocers' bags and sacks and variety and shopping bags.....	09	150214	4.5	0.0	0.0	0.0	1.1	0.0
Specialty bags, pouches and liners.....	09	150216	4.2	-0.1	-0.1	-0.9	0.0	0.4
Plastics, foil, and coated paper bags.....	09	1502161	16.6	0.0	2.9	0.2	0.2	0.7
Specialty bags, pouches, and liners, multiweb laminations and foil, except film-film.....	09	15021612	15.6	0.0	2.8	0.3	0.3	1.4
Single-web film specialty bags, pouches, and liners.....	09	1502162	2.6	-0.1	-0.5	-1.2	0.0	0.4
Polyethylene grocery and variety bags and pouches.....	09	15021621	3.4	-0.2	-0.1	-0.8	0.0	0.0
Polyethylene refuse bags.....	09	15021622	-5.5	-0.4	-2.2	-3.4	0.0	-1.4
Other polyethylene bags, pouches, and liners.....	09	15021625	12.0	0.1	-0.2	-0.7	0.1	2.0
Coextruded single-web film specialty bags, pouches, & liners.....	09	15021626	-1.7	-1.2	0.0	0.0	0.0	0.0
Multiweb film/film combination specialty bags, pouches and liners.....	09	1502163	5.7	0.0	-0.1	0.7	0.0	-1.0
Paper boxes and containers.....	09	1503	12.8	0.3	0.3	0.7	0.1	0.2
Corrugated shipping containers.....	09	150301	8.7	0.1	0.0	-0.1	-0.2	0.1
Corrugated shipping containers for food and beverages and carryout boxes for retail food.....	09	1503011	10.6	0.2	0.0	-0.3	0.0	-0.7
Corrugated shipping containers for paper and allied products.....	09	1503012	7.9	0.0	0.0	0.0	-0.4	3.0
Corrugated shipping containers for metal and electrical machinery.....	09	1503013	8.1	0.0	0.0	0.0	-0.1	-1.9
Corrugated shipping containers for all other end uses.....	09	1503014	10.9	0.0	0.0	0.0	0.0	0.3
Setup (rigid) paperboard boxes.....	09	150322	37.2	1.6	-0.3	3.4	0.8	3.6
Folding paperboard boxes, packaging, and packaging components.....	09	150336	20.2	0.5	0.9	2.0	0.7	0.2
Folding paperboard boxes, packaging, and packaging components.....	09	15033601	20.2	0.5	0.9	2.0	0.7	0.2
Paperboard fiber drums with ends of any material.....	09	150337	-1.9	0.0	-0.2	-0.3	0.0	-0.1
Cups and liquid-tight paper and paperboard containers.....	09	150355	-	0.0	0.0	0.0	0.0	0.0
Other corrugated and solid fiber products, including containers, pallets, pads, etc.....	09	1504	8.8	0.2	-0.1	0.0	0.0	0.1
Other corrugated and solid fiber products, including containers, pallets, pads, etc.....	09	150441	8.8	0.2	-0.1	0.0	0.0	0.1
Office supplies and accessories.....	09	1506	21.4	-1.2	2.3	-3.4	3.7	-0.1
Envelopes.....	09	150636	23.8	0.0	0.5	0.3	0.5	-1.7
Die-cut paper and paperboard office supplies.....	09	150646	28.2	0.0	0.0	0.3	0.8	6.3
Paper supplies for business machines and other misc. unprinted office supplies.....	09	150655	15.6	-5.1	7.0	-14.9	13.7	-1.4
Tablets, pads, and related products.....	09	150657	18.8	0.3	0.1	3.5	2.0	1.3
Fiber cans, tubes, and similar fiber products.....	09	1507	18.2	1.4	0.5	0.0	0.1	0.1
Fiber cans, all fiber and composite.....	09	150731	26.7	0.4	0.6	-0.4	0.3	0.4
Fiber cores and tubes.....	09	150732	14.4	2.0	0.4	0.2	0.0	0.0
Paperboard cones, reels, spools, bobbins, blocks, and all vulcanized fiber products.....	09	150733	1.4	0.0	0.1	0.0	0.0	0.0
Molded pulp goods, including egg cartons, florists pots, food trays, etc.....	09	1508	14.6	1.8	0.1	0.6	1.6	0.6
Molded pulp goods, including egg cartons, florists pots, food trays, etc.....	09	150814	14.6	1.8	0.1	0.6	1.6	0.6
Miscellaneous converted paper and paperboard products.....	09	1509	7.6	0.4	0.4	0.2	-0.1	-0.6
Pasted, lined, laminated, or surface-coated paperboard.....	09	150901	9.3	0.5	0.0	0.0	0.0	-2.1

See footnotes at end of table.

Table 7. Producer price index percentage changes for commodity and service groupings and individual items, not seasonally adjusted — Continued
[January 2023]

Title	Commodity code		Unadjusted 12-month percent change ¹	Unadjusted 1-month percent change ¹				
	Group code	Item code		Jan. 2022 to Jan. 2023 ^P	Aug. to Sept.	Sept. to Oct. ^P	Oct. to Nov. ^P	Nov. to Dec. ^P
Wallcoverings.....	09	150902	0.0	0.0	0.0	0.0	0.0	0.0
Other sanitary paper products & misc. converted paper & paperboard products.....	09	150999	7.8	0.4	0.5	0.2	-0.2	-0.3
Miscellaneous converted paper and paperboard products.....	09	1509992	10.3	0.6	0.6	0.2	-0.2	-0.4
Pressure-sensitive products.....	09	16	12.4	1.2	0.1	0.1	1.1	0.2
Pressure-sensitive products.....	09	1601	12.4	1.2	0.1	0.1	1.1	0.2
Pressure-sensitive products.....	09	160101	12.4	1.2	0.1	0.1	1.1	0.2
Building paper & building board mill prods.....	09	2	-29.4	-6.6	-2.7	-0.3	-8.3	0.0
Hardboard, particleboard & fiberboard prods.....	09	22	-29.4	-6.6	-2.7	-0.3	-8.3	0.0
Particleboard and fiberboard.....	09	2201	-32.2	-7.2	-3.3	-0.3	-9.1	0.0
Particleboard made from particleboard produced at the same location...	09	220125	6.3	1.4	-1.8	0.2	-1.5	-0.1
Prefinished particleboard and medium density fiberboard (MDF) made from purchased materials.....	09	220141	7.6	1.1	1.2	0.4	-3.1	0.0
Hardboard products.....	09	2202	9.4	0.2	3.1	-0.2	-0.5	-0.6
Hardboard products.....	09	220206	9.4	0.2	3.1	-0.2	-0.5	-0.6
Publications, printed matter and printing material.....	09	4	15.3	0.6	0.2	0.9	0.4	1.7
Books printing.....	09	44	22.2	1.0	1.1	1.4	0.4	1.7
Books printing.....	09	4401	22.2	1.0	1.1	1.4	0.4	1.7
Books printing.....	09	440114	22.2	1.0	1.1	1.4	0.4	1.7
Textbook printing and binding.....	09	4401141	21.6	0.3	0.7	0.1	0.0	0.1
Technical, scientific, & professional book printing & binding.....	09	4401143	13.0	1.7	0.7	0.1	0.4	0.0
Religious book printing and binding.....	09	4401145	24.0	2.2	1.1	0.5	0.1	0.8
General book (trade, etc.) printing and binding.....	09	4401147	40.3	1.5	2.2	3.6	0.1	4.4
Other book and pamphlet printing and binding.....	09	440114E	4.8	0.1	0.0	0.0	1.9	0.0
Manifold business forms printing.....	09	45	0.1	0.0	0.0	0.0	0.1	0.0
Manifold business forms printing.....	09	4501	0.1	0.0	0.0	0.0	0.1	0.0
Manifold business forms printing, excluding checkbooks.....	09	450105	0.1	0.0	0.0	0.0	0.1	0.0
Commercial printing.....	09	47	15.9	0.7	0.2	1.0	0.4	1.7
Magazine and periodical printing.....	09	4701	17.1	3.0	0.3	0.0	1.3	0.3
Magazine and periodical printing (lithographic).....	09	470102	17.1	3.0	0.3	0.0	1.3	0.3
Label and wrapper printing for packaging.....	09	4702	17.0	0.6	0.1	0.9	0.1	0.9
Label and wrapper printing (lithographic).....	09	470202	4.4	0.0	0.0	0.0	0.0	0.0
Label and wrapper printing (flexographic).....	09	470205	20.2	0.9	0.2	1.4	0.1	0.5
Catalog and directory printing.....	09	4703	13.4	-0.2	-0.2	0.5	0.2	0.9
Catalog and directory printing (lithographic).....	09	470302	13.4	-0.2	-0.2	0.5	0.2	0.9
Advertising printing.....	09	4705	11.2	0.2	0.2	0.5	0.2	0.1
Advertising printing (lithographic).....	09	470506	11.6	0.2	0.2	0.5	0.2	0.1
Other general job printing.....	09	4706	16.3	0.3	0.1	3.7	0.7	0.0
Quick printing.....	09	470604	6.0	0.0	0.0	0.0	0.9	0.0
Other commercial and general job printing.....	09	470609	19.7	0.3	0.1	4.7	0.7	0.0
Other commercial and general job printing (lithographic).....	09	4706091	20.6	0.3	0.1	4.9	0.7	0.0
All other commercial and general job printing.....	09	4706094	0.1	0.0	0.0	0.0	0.0	0.0
Other commercial printing, incl. screen, engraving, digital, & general job exc. labels/wrappers.....	09	4711	14.9	1.0	0.4	0.8	0.5	4.4
Commercial screen printing, excluding on garments, apparel accessories, & other fabric articles.....	09	471101	15.6	0.0	1.3	0.0	2.3	3.1
Screen printing (excluding on textiles, apparel, apparel accessories, and labels).....	09	4711012	15.6	0.0	1.3	0.0	2.3	3.1
Other commercial and general job screen printing.....	09	47110123	2.7	0.0	0.0	0.0	0.0	2.3
Digital printing.....	09	471103	14.5	1.2	0.1	1.0	0.2	4.6
Blankbooks, binders, and bookbinding work.....	09	48	13.0	0.3	0.2	0.0	0.2	2.2
Tradebinding and related work.....	09	4802	7.5	0.9	0.6	0.0	0.6	0.1
Miscellaneous binding and postpress work, incl collating, perforating, folding, gluing, etc.....	09	480203	2.7	0.2	0.0	0.0	0.0	0.1
Softcover, pamphlet, sample book, and other binding of books and materials printed elsewhere.....	09	480204	16.8	1.8	1.6	0.0	1.7	0.0
Services for the printing trade.....	09	49	2.6	0.0	0.0	0.0	0.0	0.0
Prepress services, including platemaking.....	09	4905	2.6	0.0	0.0	0.0	0.0	0.0
Prepress services, excl platemaking (incl film, assembled flats, color sep., typesetting, etc.).....	09	490501	3.9	0.0	0.0	0.0	0.0	0.0
Printing plates and cylinders, prepared for printing (excl blank plates and blank cylinders).....	09	490502	0.7	0.0	0.0	0.0	0.0	0.0
Metals and metal products.....	10	-	-7.5	-2.5	-2.4	-0.2	-0.4	0.7
Iron and steel.....	10	1	-23.0	-5.6	-4.6	-2.6	-1.1	0.5

See footnotes at end of table.

Table 7. Producer price index percentage changes for commodity and service groupings and individual items, not seasonally adjusted — Continued
[January 2023]

Title	Commodity code		Unadjusted 12-month percent change ¹	Unadjusted 1-month percent change ¹				
	Group code	Item code		Jan. 2022 to Jan. 2023 ^P	Aug. to Sept.	Sept. to Oct. ^P	Oct. to Nov. ^P	Nov. to Dec. ^P
Iron ores.....	10	11	15.0	-0.3	0.4	1.5	-0.1	0.9
Iron ores.....	10	1105	15.0	-0.3	0.4	1.5	-0.1	0.9
Iron ores.....	10	110555	15.0	-0.3	0.4	1.5	-0.1	0.9
Iron and steel scrap.....	10	12	-14.2	-3.4	-3.4	-3.3	7.8	11.3
Carbon steel scrap.....	10	1211	-13.4	-3.9	-3.2	-4.0	8.1	11.7
Heavy melting scrap.....	10	121191	-14.0	4.2	-2.6	-3.2	8.3	13.6
Carbon steel scrap bundles.....	10	121192	-23.1	-6.8	-7.2	-5.9	8.3	9.2
Shredded carbon steel scrap.....	10	121193	-10.0	-7.2	-4.8	-5.0	8.2	12.2
Cut plate and structural scrap.....	10	121194	-10.1	-2.5	-1.7	-2.5	6.7	10.1
Other carbon steel scrap.....	10	121195	-23.7	-3.0	12.7	0.0	8.5	8.3
Stainless and other alloy steel scrap.....	10	1212	-24.1	1.0	-8.4	6.3	10.0	6.4
Stainless and other alloy steel scrap.....	10	121208	-24.1	1.0	-8.4	6.3	10.0	6.4
Cast iron scrap.....	10	1213	-9.4	-2.2	-0.4	-3.0	1.6	7.0
Cast iron scrap.....	10	121308	-9.4	-2.2	-0.4	-3.0	1.6	7.0
Other ferrous scrap.....	10	1215	-20.8	8.0	-2.8	2.4	-1.5	24.5
Other ferrous scrap.....	10	121501	-20.8	8.0	-2.8	2.4	-1.5	24.5
Foundry and forge shop products.....	10	15	12.0	-0.1	-0.4	0.4	0.1	1.5
Pressure and soil pipe & fittings, cast iron.....	10	1502	21.9	-0.5	-0.5	6.6	0.9	-0.5
Pressure pipe & fittings, cast iron.....	10	15021	22.8	-0.6	-0.6	8.3	1.2	-0.8
Pressure pipe & fittings, ductile iron.....	10	150211	20.6	-0.6	-0.7	8.6	-0.9	-0.8
Other gray and ductile iron castings.....	10	1504	5.5	-0.3	1.3	0.0	-0.8	-0.1
Ductile iron castings (excluding pressure pipe & fittings).....	10	150413	6.1	-0.2	1.4	0.0	-0.1	-0.1
Ductile iron castings for automotive uses.....	10	1504131	1.5	-0.1	0.3	-0.1	-0.2	0.2
Ductile iron castings for all other uses.....	10	1504132	9.8	-0.2	2.1	0.1	-0.1	-0.2
Gray iron castings (excluding soil & pressure pipe & fittings).....	10	150419	5.1	-0.4	1.3	0.0	-1.3	-0.2
Steel investment castings.....	10	1506	9.4	0.0	-2.2	0.0	0.0	1.7
Steel investment castings.....	10	150624	9.4	0.0	-2.2	0.0	0.0	1.7
Carbon steel castings, except investment.....	10	1507	11.9	-1.6	0.1	0.3	2.5	0.3
Carbon steel castings, except investment.....	10	150701	11.9	-1.6	0.1	0.3	2.5	0.3
High alloy steel castings, excluding investment.....	10	1508	34.5	0.0	0.0	0.0	0.0	7.0
High alloy steel castings, excluding investment.....	10	150801	34.5	0.0	0.0	0.0	0.0	7.0
Other alloy steel castings, except investment.....	10	1509	12.7	0.4	-1.0	0.0	0.0	0.2
Other alloy steel castings, except investment.....	10	150901	12.7	0.4	-1.0	0.0	0.0	0.2
Other forge shop products.....	10	1513	12.8	0.2	-1.0	-0.6	0.3	2.6
Closed die forgings, ferrous.....	10	151359	5.9	1.4	-0.7	-0.8	-1.5	2.8
Hot impression die impact, press and upset steel forgings.....	10	15135912	4.7	0.1	-0.8	-0.8	-1.5	2.8
Hot impression die impact, press, and upset carbon steel forgings.....	10	151359121	3.7	0.2	-1.2	-0.4	-3.6	2.5
Hot impression die impact, press, & upset alloy steel forgings, except stainless and high temp.....	10	151359122	4.6	0.1	-0.5	-1.4	0.5	2.0
Steel mill products.....	10	17	-30.1	-7.1	-5.7	-3.1	-3.3	-2.3
Semifinished steel mill products.....	10	1702	-7.4	-3.3	-2.9	-1.6	-3.3	2.0
Hot rolled steel bars, plates, and structural shapes.....	10	1704	-7.1	-2.5	-1.3	-3.1	-2.7	-2.8
Hot rolled steel bars, plates, and structural shapes, carbon.....	10	170410	-7.8	-2.5	-1.2	-2.8	-3.2	-2.6
Steel wire.....	10	1705	4.6	-2.3	-2.0	-1.0	-1.4	0.5
Steel wire, carbon.....	10	170501	-2.5	-2.1	-1.1	-1.9	-2.0	-0.1
Steel wire, stainless steel.....	10	170502	25.4	-2.7	-4.3	0.0	0.0	0.0
Steel pipe and tube.....	10	1706	-10.0	-3.9	-2.1	-1.0	-3.1	-1.3
Steel pipe and tube, carbon.....	10	170652	-14.2	-3.0	-3.6	-1.0	-3.1	-1.6
Steel pipe and tube, stainless steel.....	10	170674	7.5	-3.4	0.9	-1.0	-1.3	1.0
Cold rolled steel sheet and strip.....	10	1707	-53.0	-13.2	-16.5	-3.3	-1.9	-8.5
Cold rolled steel sheet and strip.....	10	170710	-53.0	-13.2	-16.5	-3.3	-1.9	-8.5
Cold finished steel bars and bar shapes.....	10	1708	2.7	-0.2	-2.9	0.2	-1.8	0.1
Cold finished steel bars and bar shapes.....	10	170810	2.7	-0.2	-2.9	0.2	-1.8	0.1
Electrometallurgical ferroalloy products.....	10	1712	6.0	-2.4	-2.7	-1.5	-1.0	-1.4
Electrometallurgical ferroalloy products.....	10	171201	6.0	-2.4	-2.7	-1.5	-1.0	-1.4
Nonferrous metals.....	10	2	-2.8	-1.7	-3.0	2.9	0.4	2.4
Nonferrous metal ores.....	10	21	-7.0	-2.3	-5.4	6.1	-3.4	4.5
Other metal ores.....	10	2112	-	-2.5	-9.1	-	-	-
Other metal ores.....	10	211201	-	-2.5	-9.1	-	-	-
Primary nonferrous metals.....	10	22	-11.7	-4.8	-2.7	5.4	1.2	3.0
Primary nonferrous metals.....	10	2201	-11.7	-4.8	-2.7	5.4	1.2	3.0
Copper cathode and refined copper.....	10	220131	-2.6	-0.1	-0.9	3.0	0.0	1.8
Other nonferrous metals, unalloyed.....	10	220181	-11.5	-5.4	-2.9	4.8	3.1	4.6

See footnotes at end of table.

Table 7. Producer price index percentage changes for commodity and service groupings and individual items, not seasonally adjusted — Continued
[January 2023]

Title	Commodity code		Unadjusted 12-month percent change ¹	Unadjusted 1-month percent change ¹				
	Group code	Item code		Jan. 2022 to Jan. 2023 ^P	Aug. to Sept.	Sept. to Oct. ^P	Oct. to Nov. ^P	Nov. to Dec. ^P
Nonferrous scrap.....	10	23	-6.4	-1.9	-4.4	1.4	2.4	2.0
Copper base scrap.....	10	2301	-7.3	1.2	-2.9	9.2	2.0	3.0
No. 1 copper scrap, including wire.....	10	230101	-8.6	1.4	-4.5	13.7	1.1	4.0
No. 2 copper scrap, including wire.....	10	230102	-9.1	2.3	-4.7	14.5	1.6	4.4
Yellow brass scrap.....	10	230103	-10.9	1.4	-0.2	3.9	3.6	2.8
Other copper and brass scrap.....	10	230104	1.4	0.0	-0.3	0.4	3.2	0.2
Aluminum base scrap.....	10	2302	-9.6	-4.7	-7.4	-0.4	9.8	6.7
Used beverage can scrap.....	10	230205	-26.9	-5.9	-7.7	7.9	2.5	-2.9
Other old aluminum base scrap.....	10	230206	-5.3	-2.2	1.4	4.8	0.0	2.5
Other nonferrous scrap (including lead, zinc and precious metals).....	10	2303	-2.4	-1.7	-3.0	-2.3	-3.0	-2.8
Other nonferrous scrap (including lead, zinc and precious metals).....	10	230309	-2.4	-1.7	-3.0	-2.3	-3.0	-2.8
Secondary nonferrous metals.....	10	24	-0.9	-4.3	-2.3	5.2	0.7	0.6
Secondary aluminum.....	10	2402	-1.0	-1.7	-3.7	-1.9	0.2	0.4
Secondary aluminum.....	10	240229	-1.0	-1.7	-3.7	-1.9	0.2	0.4
Secondary copper, alloyed and unalloyed.....	10	2403	-5.6	-3.7	-4.7	2.5	-2.6	2.3
Secondary copper, alloyed and unalloyed.....	10	240339	-5.6	-3.7	-4.7	2.5	-2.6	2.3
Secondary precious metals.....	10	2406	3.8	-5.1	-3.7	15.8	-	-
Secondary precious metals.....	10	240669	3.8	-5.1	-3.7	15.8	-	-
All other miscellaneous secondary nonferrous metals, including lead and zinc.....	10	2408	-6.8	-8.8	5.9	-1.2	4.8	-1.9
Nonferrous mill shapes.....	10	25	-3.6	-0.4	-3.5	0.6	1.1	2.8
Aluminum mill shapes.....	10	2501	-6.1	-1.3	-3.0	-1.5	1.1	3.3
Aluminum sheet and strip.....	10	250105	-12.2	-1.5	-3.1	-1.6	1.1	2.4
Extruded aluminum rod, bar, and other extruded shapes.....	10	250162	-1.1	-0.4	-4.2	-1.0	1.3	4.7
Aluminum extruded and drawn pipe and tube.....	10	250163	-5.4	-0.4	-4.7	-1.3	1.5	8.4
Copper and brass mill shapes.....	10	2502	-4.5	1.1	-4.9	5.4	1.5	2.0
Copper and copper alloy sheet, strip and plate.....	10	250237	-1.2	0.1	-2.1	7.2	1.0	3.9
Copper and copper alloy rod, bar and shapes.....	10	250238	-5.2	-0.2	-2.6	7.5	1.2	2.1
Copper and copper alloy pipe and tube.....	10	250239	-5.7	4.2	-10.7	0.1	-	-
Nickel and nickel-base alloy mill shapes.....	10	2504	11.4	-1.5	-3.5	-1.6	-0.1	0.8
Nickel and nickel-base alloy mill shapes.....	10	250466	11.4	-1.5	-3.5	-1.6	-0.1	0.8
Titanium and titanium-base alloy mill shapes.....	10	2505	13.6	0.7	0.4	0.0	0.0	1.7
Titanium and titanium-base alloy mill shapes.....	10	250505	13.6	0.7	0.4	0.0	0.0	1.7
Other nonferrous mill shapes.....	10	2519	2.4	0.7	-3.4	0.3	0.2	3.0
All other nonferrous metal mill shapes, except precious metal.....	10	251935	2.5	0.2	-5.1	0.4	0.4	1.5
Nonferrous wire and cable.....	10	26	7.7	-0.4	-0.1	3.2	1.0	1.6
Nonferrous wire and cable.....	10	2603	7.7	-0.4	-0.1	3.2	1.0	1.6
Electronic wire and cable.....	10	260301	5.4	-2.4	3.0	0.3	0.0	2.4
Copper wire and cable.....	10	260314	-3.4	0.2	-0.4	2.7	1.3	2.6
Power wire and cable.....	10	260332	22.1	-0.1	-	-	3.4	-0.8
Fiber optic cable.....	10	260333	16.3	0.2	0.0	0.0	0.0	0.0
Other wire and cable.....	10	260398	8.1	-2.0	1.0	-0.1	0.8	0.0
Nonferrous forge shop products.....	10	27	5.9	0.0	-2.1	0.3	0.1	-0.6
Nonferrous forge shop products.....	10	2701	5.9	0.0	-2.1	0.3	0.1	-0.6
Nonferrous forge shop products.....	10	270111	5.9	0.0	-2.1	0.3	0.1	-0.6
Hot impression die, impact, press and upset aluminum and other nonferrous forgings.....	10	2701111	6.3	0.0	-2.2	0.3	0.1	-0.6
Hot impression die, impact, press and upset aluminum and aluminum alloy forgings.....	10	27011111	2.0	0.0	-4.2	0.2	0.1	-1.7
Hot impression die, impact, press and upset titanium and titanium alloy forgings.....	10	27011112	11.8	0.0	0.0	0.0	0.0	0.6
Other nonferrous hot impression die impact, press, and upset forgings.....	10	27011113	10.8	0.0	0.0	1.3	0.0	1.5
Nonferrous foundry shop products.....	10	28	9.5	0.7	-0.5	1.4	0.0	0.4
Aluminum castings.....	10	2802	8.5	1.0	-0.4	2.0	0.1	0.0
Aluminum die-castings.....	10	280207	6.2	0.0	-0.6	2.3	-0.2	-0.6
Aluminum castings, excluding die-castings.....	10	280208	13.1	3.0	0.1	1.5	0.5	1.0
Castings, nonferrous (except aluminum).....	10	2807	11.6	0.2	-0.7	0.3	-0.1	1.3
Castings, nonferrous (except aluminum).....	10	280701	11.6	0.2	-0.7	0.3	-0.1	1.3
Nonferrous die-castings (except aluminum).....	10	2807011	19.2	-0.5	-1.3	-0.3	0.1	1.2
Copper base castings (excluding die-castings).....	10	2807013	3.0	1.3	-0.4	1.3	-0.5	1.2
Metal containers.....	10	3	5.7	0.8	-0.2	-0.4	0.0	-1.6
Metal cans and can components.....	10	31	8.1	1.0	0.0	0.0	0.0	-1.6
Steel cans and tinware end products.....	10	3102	28.3	2.7	0.0	0.0	0.0	0.9
Steel cans and tinware end products.....	10	310231	28.3	2.7	0.0	0.0	0.0	0.9

See footnotes at end of table.

Table 7. Producer price index percentage changes for commodity and service groupings and individual items, not seasonally adjusted — Continued
[January 2023]

Title	Commodity code		Unadjusted 12-month percent change ¹	Unadjusted 1-month percent change ¹				
	Group code	Item code		Jan. 2022 to Jan. 2023 ^P	Aug. to Sept.	Sept. to Oct. ^P	Oct. to Nov. ^P	Nov. to Dec. ^P
Aluminum cans and can components.....	10	3103	-1.7	0.0	-0.1	0.0	0.0	-3.2
Aluminum cans and can components.....	10	310331	-1.7	0.0	-0.1	0.0	0.0	-3.2
Barrels, drums, pails and other metal containers.....	10	32	-2.1	0.2	-0.8	-2.0	0.0	-1.8
Barrels, drums, pails and other metal containers.....	10	3201	-2.1	0.2	-0.8	-2.0	0.0	-1.8
Steel shipping barrels and drums (excl. beer barrels) (more than 12-gallon capacity).....	10	320106	-11.9	0.6	-2.7	-6.8	0.0	-3.2
All other metal containers.....	10	320107	3.3	0.0	0.0	0.0	-0.1	-1.9
Hardware.....	10	4	6.2	0.0	0.2	0.4	0.7	0.8
Hardware, n.e.c.....	10	41	5.5	0.0	-0.4	0.5	1.0	1.0
Builders' hardware.....	10	4101	7.0	0.0	-0.6	0.1	2.0	0.4
Builders' hardware (lock units, key blanks, door & window hardware, cabinet hardware, etc.).....	10	410104	7.0	0.0	-0.6	0.1	2.0	0.4
Transportation equipment hardware.....	10	4103	4.8	0.0	-0.3	1.4	0.0	2.8
Motor vehicle hardware.....	10	410311	3.9	0.0	0.0	3.0	0.0	1.7
Other transportation equipment hardware, incl. marine & aircraft (excl. motor vehicle hardware).....	10	410341	-	0.0	-1.1	-3.3	0.0	-
Furniture hardware.....	10	4104	5.4	0.2	-0.3	-0.5	0.0	-1.2
Furniture hardware.....	10	410411	5.4	0.2	-0.3	-0.5	0.0	-1.2
Other miscellaneous hardware.....	10	4105	1.3	0.0	-0.1	0.0	0.0	0.0
Other miscellaneous hardware.....	10	410502	1.3	0.0	-0.1	0.0	0.0	0.0
Hand and edge tools.....	10	42	7.3	0.0	1.3	0.3	0.2	0.5
Hand and edge tools.....	10	4201	7.3	0.0	1.3	0.3	0.2	0.5
Mechanics hand service tools.....	10	420135	7.8	-0.9	1.7	0.7	0.5	1.0
Edge tools, hand operated.....	10	420145	8.3	2.3	0.0	0.0	0.0	0.0
All other misc handtools, including cutting dies, machine & power-driven (except metal cutting).....	10	420155	5.6	0.0	0.3	0.0	0.0	0.7
All other handtools, n.e.c.....	10	4201554	-	0.0	0.4	0.0	0.0	-
Saw blades and handsaws.....	10	420168	-	0.0	3.0	0.0	0.0	-
Plumbing fixtures and fittings.....	10	5	4.9	0.6	0.4	0.0	-0.2	1.4
Plumbing fixture fittings and trim.....	10	54	2.8	0.0	0.5	0.0	0.0	1.6
Plumbing fixtures, fittings, and trim.....	10	5402	2.8	0.0	0.5	0.0	0.0	1.6
Lavatory and sink fittings.....	10	540218	7.0	0.0	0.5	0.0	0.0	3.1
Miscellaneous plumbing fixtures, fittings, and trim.....	10	540223	-1.5	0.0	0.0	0.0	0.0	0.3
Enameled iron & metal sanitary ware.....	10	56	13.3	1.9	0.3	0.1	-0.7	1.5
Enameled iron and metal sanitary ware.....	10	5601	13.3	1.9	0.3	0.1	-0.7	1.5
Enameled iron and metal sanitary ware.....	10	560102	13.3	1.9	0.3	0.1	-0.7	1.5
Heating equipment.....	10	6	9.4	0.2	0.3	2.3	0.3	0.4
Steam and hot water equipment.....	10	61	5.9	0.7	0.0	0.0	0.0	0.0
Steam and hot water equipment.....	10	6101	5.9	0.7	0.0	0.0	0.0	0.0
Cast iron heating boilers, radiators and convectors.....	10	610106	7.9	0.0	0.0	0.0	0.0	0.0
Furnaces and heaters, including parts.....	10	62	12.2	0.1	0.5	1.9	-0.2	0.1
Furnaces and heaters, including parts.....	10	6201	12.2	0.1	0.5	1.9	-0.2	0.1
Furnaces and heaters, including parts.....	10	620146	12.2	0.1	0.5	1.9	-0.2	0.1
Warm air furnaces, including parts.....	10	6201461	11.7	0.1	0.4	1.2	-0.2	0.1
Warm air furnaces.....	10	62014611	7.4	0.1	0.5	1.4	-0.2	0.1
Floor and wall furnaces, unit heaters, infrared heaters, & mechanical stokers, including parts.....	10	6201462	14.8	0.0	0.8	5.4	0.0	0.0
Other heating equipment, non-electric, including parts.....	10	63	17.1	0.2	0.4	5.2	1.3	1.3
Other heating equipment, non-electric, including parts.....	10	6301	17.1	0.2	0.4	5.2	1.3	1.3
Other heating equipment, non-electric, including parts.....	10	630161	17.1	0.2	0.4	5.2	1.3	1.3
Domestic heating stoves.....	10	64	12.6	0.0	0.0	7.4	0.0	1.3
Domestic heating stoves.....	10	6401	12.6	0.0	0.0	7.4	0.0	1.3
Domestic heating stoves.....	10	640141	12.6	0.0	0.0	7.4	0.0	1.3
Domestic water heaters.....	10	66	0.5	0.0	0.0	0.0	0.0	0.0
Domestic water heaters.....	10	6601	0.5	0.0	0.0	0.0	0.0	0.0
Household water heaters, electric, for permanent installation.....	10	660101	0.5	0.0	0.0	0.0	0.0	0.0
Household water heaters, except electric.....	10	660114	0.5	0.0	0.0	0.1	0.0	0.0
Fabricated structural metal products.....	10	7	3.2	-0.8	-0.7	-0.9	-0.4	-0.2
Metal doors, sash, and trim.....	10	71	7.9	-1.6	0.7	0.1	0.0	0.0
Metal doors and frames (except storm).....	10	7102	7.5	-0.7	0.6	0.2	0.0	0.0
Metal doors and frames (except storm).....	10	710209	7.5	-0.7	0.6	0.2	0.0	0.0
Metal windows (except storm sash).....	10	7103	13.1	-0.4	1.2	0.0	0.0	0.0

See footnotes at end of table.

Table 7. Producer price index percentage changes for commodity and service groupings and individual items, not seasonally adjusted — Continued
 [January 2023]

Title	Commodity code		Unadjusted 12-month percent change ¹	Unadjusted 1-month percent change ¹				
	Group code	Item code		Jan. 2022 to Jan. 2023 ^P	Aug. to Sept.	Sept. to Oct. ^P	Oct. to Nov. ^P	Nov. to Dec. ^P
Metal windows (except storm sash).....	10	710313	13.1	-0.4	1.2	0.0	0.0	0.0
Metal molding and trim and store fronts.....	10	7104	5.7	-8.7	0.6	0.0	0.0	0.0
Metal molding and trim and store fronts.....	10	710413	5.7	-8.7	0.6	0.0	0.0	0.0
Metal combination screen, storm sash, and storm doors.....	10	7105	9.9	0.0	1.8	0.0	0.0	0.0
Metal combination screen, storm sash, and storm doors.....	10	710515	9.9	0.0	1.8	0.0	0.0	0.0
Metal window and door screens (except combination screens) and metal weather strip.....	10	7107	1.0	0.0	0.1	0.0	0.0	0.0
Metal window and door screens (except combination screens) and metal weather strip.....	10	710717	1.0	0.0	0.1	0.0	0.0	0.0
Metal tanks.....	10	72	11.0	0.4	0.2	0.1	-0.1	1.0
Metal tanks.....	10	7201	11.0	0.4	0.2	0.1	-0.1	1.0
Metal tanks, heavy gauge, including field-erected.....	10	720123	11.0	0.4	0.2	0.1	-0.1	1.0
Sheet metal products.....	10	73	6.1	-0.7	0.4	-1.1	-0.1	-0.7
Sheet metal products.....	10	7301	6.1	-0.7	0.4	-1.1	-0.1	-0.7
Sheet metal air-conditioning ducts and stove pipe.....	10	730120	5.7	0.1	0.0	0.0	0.0	0.8
Sheet metal roofing and roof drainage equipment.....	10	730170	2.9	-0.4	2.3	-3.8	0.3	-0.6
Sheet metal electronic enclosures.....	10	7301C	10.5	0.1	0.0	-0.1	0.0	0.1
Steel sheet metal computer & peripheral equipment enclosures.....	10	7301C1	3.6	0.1	0.8	-0.1	0.1	0.0
Aluminum sheet metal computer & peripheral equipment enclosures.....	10	7301C2	18.6	0.1	0.0	-0.1	0.0	0.1
Other sheet metal electronic enclosures (excl. computers).....	10	7301C3	11.2	0.0	-0.4	-0.1	0.0	0.2
Other sheet metal work.....	10	7301G	9.3	1.7	0.4	-0.7	-0.2	-0.1
Aluminum and other sheet metal work.....	10	7301G3	3.1	0.1	0.6	-1.2	-0.3	-0.1
Structural, architectural, and pre-engineered metal products.....	10	74	0.3	-1.1	-1.5	-1.3	-0.6	-0.3
Fabricated structural metal.....	10	7405	3.2	-1.1	-1.5	-0.6	-1.0	-0.6
Fabricated structural metal bar joists and concrete reinforcing bars.....	10	74051	-1.7	-1.4	-2.5	-0.9	-1.5	-1.3
Fabricated structural iron & steel for industrial bldgs metal bar joists, short span.....	10	740510	0.8	-3.2	-5.7	-1.2	-1.4	-0.7
Fabricated structural iron & steel for commercial, residential, institutional, & public bldgs.....	10	740514	-2.2	-1.0	-1.9	-0.8	-1.6	-1.5
Other fabricated structural metal, including for bridges.....	10	74055	10.3	-0.6	0.0	-0.3	-0.3	0.0
Fabricated structural metal for bridges.....	10	740553	8.6	-1.1	2.7	0.2	-1.1	3.3
Other fabricated structural iron and steel, aluminum, and other metals.....	10	740554	10.8	-0.5	-0.4	-0.4	-0.1	-0.3
Custom roll form products.....	10	7407	-17.9	-2.7	-4.0	-5.0	0.0	0.0
Custom roll form products.....	10	740775	-17.9	-2.7	-4.0	-5.0	0.0	0.0
Ornamental and architectural metal work.....	10	7408	13.3	0.2	0.0	-0.6	0.0	0.0
Iron, steel, and aluminum stairs, staircases and fire escapes.....	10	740803	12.6	-0.1	-0.1	-1.6	0.0	0.0
Steel and aluminum fences, gates (not wire), and railings and window guards.....	10	740813	10.0	1.3	0.0	0.0	0.0	0.1
Open metal flooring, grating and studs.....	10	740814	-	-	-	-	-	-
Other architectural and ornamental metal work.....	10	74082	25.0	0.2	0.0	0.0	0.0	0.0
Other aluminum and metal architectural and ornamental work.....	10	740821	29.4	0.5	0.0	0.0	0.0	0.0
Other iron and steel architectural and ornamental work.....	10	740822	23.7	0.1	0.0	0.0	0.0	0.0
Fabricated metal pipe, tube, and fittings.....	10	7411	-0.6	-1.1	-0.4	-1.0	-0.3	0.0
Fabricated metal pipe, tube, and fittings.....	10	741151	-0.6	-1.1	-0.4	-1.0	-0.3	0.0
Heat exchangers and steam condensers.....	10	75	13.4	2.1	0.4	0.2	0.4	0.0
Heat exchangers and steam condensers.....	10	7501	13.4	2.1	0.4	0.2	0.4	0.0
Heat exchangers and steam condensers (except for nuclear applications).....	10	750103	14.4	2.4	0.2	0.3	0.5	0.0
Steel power boilers, parts and attachments (excl. nuclear applications).....	10	750106	-	-	1.7	-	-	-
Fabricated steel plate.....	10	76	0.9	0.0	0.0	-0.9	-0.8	0.0
Fabricated steel plate.....	10	7601	0.9	0.0	0.0	-0.9	-0.8	0.0
Fabricated steel plate.....	10	760102	0.9	0.0	0.0	-0.9	-0.8	0.0
Prefabricated metal buildings.....	10	79	-4.3	-2.0	-2.6	-0.1	-1.3	0.0
Prefabricated metal building systems (excl. farm service bldgs, residential bldgs, and parts).....	10	7901	-3.3	-0.7	-2.2	0.0	-0.6	0.0
Prefabricated metal building systems (excl. farm service bldgs, residential bldgs, and parts).....	10	790101	-3.3	-0.7	-2.2	0.0	-0.6	0.0
Industrial & commercial prefab metal building systems (excl farm svc bldgs, residential, parts).....	10	7901012	-3.5	-0.7	-2.4	0.0	-0.7	0.0
Farm service buildings and other prefabricated and portable buildings, steel and aluminum.....	10	7902	-1.1	-0.6	-1.9	0.0	-0.7	-0.5
Farm service buildings and other prefabricated and portable buildings, steel and aluminum.....	10	790201	-1.1	-0.6	-1.9	0.0	-0.7	-0.5
Panels, parts, and sections for prefabricated buildings, steel and aluminum.....	10	7903	-12.1	-9.1	-5.1	-0.6	-5.3	0.7

See footnotes at end of table.

Table 7. Producer price index percentage changes for commodity and service groupings and individual items, not seasonally adjusted — Continued
 [January 2023]

Title	Commodity code		Unadjusted 12-month percent change ¹	Unadjusted 1-month percent change ¹				
	Group code	Item code		Jan. 2022 to Jan. 2023 ^P	Aug. to Sept.	Sept. to Oct. ^P	Oct. to Nov. ^P	Nov. to Dec. ^P
Panels, parts, and sections for prefabricated buildings, steel and aluminum.....	10	790354	-12.1	-9.1	-5.1	-0.6	-5.3	0.7
Miscellaneous metal products.....	10	8	7.1	0.0	0.2	0.8	-0.1	0.1
Bolts, nuts, screws, rivets, and washers.....	10	81	12.6	0.3	-1.0	-0.6	0.1	0.9
Externally threaded fasteners, except aircraft types.....	10	8102	7.9	0.0	-2.7	-0.2	-0.2	2.1
Hex bolts, including heavy, tap-and-joint.....	10	810206	9.5	1.6	-2.4	-2.8	0.2	2.6
Cap, set, machine, lag, flange, and self-locking screws, except aircraft types.....	10	810231	13.9	-0.7	-1.5	-0.6	-0.3	7.1
Other metal bolts, incl. square, round, plow, high-strength structural, and bent.....	10	810262	-0.5	0.0	-6.7	0.0	0.0	-2.7
Other externally threaded metal fasteners, including studs, except aircraft types.....	10	810263	3.3	-0.1	-2.9	1.5	-0.3	-2.2
Internally threaded fasteners, except aircraft types.....	10	8103	8.7	0.6	-0.3	0.6	2.5	0.0
Internally threaded fasteners, except aircraft types.....	10	810312	8.7	0.6	-0.3	0.6	2.5	0.0
Nonthreaded metal fasteners, except aircraft types.....	10	8104	9.5	3.5	1.1	0.2	-0.2	0.0
Nonthreaded metal fasteners, except aircraft types.....	10	810424	9.5	3.5	1.1	0.2	-0.2	0.0
Aircraft fasteners, except plastics (including aerospace).....	10	8105	25.9	0.0	0.1	-1.9	0.0	0.0
Aircraft fasteners, except plastics (including aerospace).....	10	810536	25.9	0.0	0.1	-1.9	0.0	0.0
Formed products, except fasteners, made by cold-, warm-, or hot-heading processes.....	10	8106	-	0.0	0.0	0.0	0.0	-
Formed products, except fasteners, made by cold-, warm-, or hot-heading processes.....	10	810648	-	0.0	0.0	0.0	0.0	-
Lighting fixtures.....	10	83	6.6	0.9	0.1	0.0	0.2	0.9
Residential electric lighting fixtures, except portable.....	10	8302	5.9	0.2	0.2	0.0	0.0	0.0
Residential electric lighting fixtures, except portable.....	10	830225	5.9	0.2	0.2	0.0	0.0	0.0
Commercial, institutional and industrial electric lighting fixtures.....	10	8303	8.4	1.6	0.2	0.0	0.3	1.5
Commercial and institutional electric lighting fixtures, including parts and accessories.....	10	830302	7.9	0.2	0.2	0.0	0.4	1.8
Industrial electric lighting fixtures, including parts and accessories.....	10	830304	9.7	6.6	0.0	0.0	0.0	0.0
Other lighting equipment.....	10	8305	4.3	0.0	0.0	0.0	0.0	0.3
Outdoor lighting equipment (including parts and accessories).....	10	830522	3.3	0.0	0.0	0.0	0.0	0.7
All other miscellaneous electric and nonelectric lighting equipment, incl parts and accessories.....	10	830524	6.3	0.0	0.1	0.0	0.0	0.0
Ammunition, except for small arms.....	10	85	-	0.5	1.5	0.0	0.0	0.0
Ammunition, except for small arms.....	10	8501	-	0.5	1.5	0.0	0.0	0.0
Ammunition, except for small arms.....	10	850101	-	0.5	1.5	0.0	0.0	0.0
Ordnance and ordnance accessories, n.e.c.....	10	86	6.0	0.0	0.0	0.0	0.0	0.5
Ordnance and ordnance accessories, n.e.c.....	10	8601	6.0	0.0	0.0	0.0	0.0	0.5
Ordnance and ordnance accessories, n.e.c.....	10	860101	6.0	0.0	0.0	0.0	0.0	0.5
Fabricated ferrous wire products.....	10	88	5.4	-1.6	0.8	-0.8	-1.1	-0.1
Ferrous wire rope, cable, forms and strand.....	10	8801	3.1	-0.2	-1.6	-0.5	-3.9	0.5
Ferrous wire rope, cable, forms and strand.....	10	880101	3.1	-0.2	-1.6	-0.5	-3.9	0.5
Ferrous wire cloth, other woven wire products.....	10	8807	6.5	0.8	0.8	0.0	0.0	0.0
Ferrous wire cloth, other woven wire products.....	10	880701	6.5	0.8	0.8	0.0	0.0	0.0
Other fabricated ferrous wire products.....	10	8809	6.8	-2.6	2.3	-1.2	0.2	-0.3
Steel fencing and fence gates.....	10	880993	-2.7	-0.3	-3.4	-1.8	0.5	-2.6
Other fabricated ferrous wire products, n.e.c.....	10	880996	8.9	-3.1	3.8	-1.1	0.2	0.0
Steel nails, staples, tacks, spikes and brads.....	10	8812	5.1	-3.9	0.0	0.0	0.1	-0.2
Steel nails, staples, tacks, spikes and brads.....	10	881201	5.1	-3.9	0.0	0.0	0.1	-0.2
Other miscellaneous metal products.....	10	89	6.7	0.0	0.2	1.4	-0.1	-0.1
Wire springs.....	10	8904	26.7	1.1	0.2	0.2	-0.6	-0.2
Precision mechanical wire springs.....	10	890424	19.4	0.2	0.6	0.5	0.1	0.1
Precision mechanical extension- and torsion-type wire springs.....	10	8904241	17.1	0.3	1.4	-0.3	-0.3	-0.2
Precision mechanical compression-type springs.....	10	8904242	20.6	0.1	0.2	0.8	0.2	0.2
Other metal products.....	10	8905	6.4	0.0	-0.1	1.4	-0.1	-0.3
Automotive job stampings.....	10	890507	7.3	-0.3	0.1	4.0	0.0	-0.4
Precision turned products, automotive.....	10	890521	-1.7	0.0	-0.5	0.0	0.0	0.0
Precision turned products, except automotive.....	10	890522	16.9	0.9	0.0	0.3	0.0	0.1
Metal powders, paste, and flake.....	10	890564	-4.7	0.0	0.0	0.0	0.0	-3.4
Powder metallurgy parts, except bearings, gears, etc.....	10	890571	-1.5	-0.2	-1.6	-0.3	0.0	-0.2
Other fabricated metal products.....	10	890589	2.5	-0.6	-0.4	-0.5	-0.2	0.8
Metal stampings n.e.c.....	10	8907	-3.0	0.0	0.1	-2.6	-0.2	0.7
Metal job stampings, except automotive.....	10	890701	-2.6	0.0	0.5	-3.2	-0.2	1.2
Recreational vehicle metal job stamping.....	10	8907011	-24.6	-0.2	0.6	-15.4	0.0	2.1
Motor and generator metal job stamping.....	10	8907012	-12.3	0.0	-5.3	0.0	0.0	-3.9

See footnotes at end of table.

Table 7. Producer price index percentage changes for commodity and service groupings and individual items, not seasonally adjusted — Continued
[January 2023]

Title	Commodity code		Unadjusted 12-month percent change ¹	Unadjusted 1-month percent change ¹				
	Group code	Item code		Jan. 2022 to Jan. 2023 ^P	Aug. to Sept.	Sept. to Oct. ^P	Oct. to Nov. ^P	Nov. to Dec. ^P
Other metal job stampings.....	10	8907013	5.3	0.0	0.9	0.0	-0.3	2.2
Metal foil and leaf.....	10	8908	17.2	0.1	10.3	0.0	0.0	2.6
Flexible packaging foil.....	10	890811	17.3	0.1	10.3	0.0	0.0	2.6
Heavy gauge springs.....	10	8909	46.4	-1.2	0.0	34.9	-1.0	0.1
Hot formed steel springs, except wire.....	10	890912	-	-2.0	-	-	-	-
Cold formed steel springs, except wire.....	10	890913	96.8	-0.3	0.0	69.5	-0.1	0.0
Machinery and equipment.....	11	-	8.5	0.4	0.5	0.3	0.2	1.0
Agricultural machinery and equipment.....	11	1	12.1	1.0	2.0	-0.1	0.0	-0.1
Agricultural machinery and equipment.....	11	14	12.1	1.0	2.0	-0.1	0.0	-0.1
Commercial turf and grounds care equipment, including parts and attachments.....	11	1401	10.2	0.0	0.5	0.5	0.0	-0.9
Commercial turf and grounds care equipment, including parts and attachments.....	11	140111	10.2	0.0	0.5	0.5	0.0	-0.9
Farm plows, harrows, rollers, pulverizers, etc., and attachments.....	11	1402	27.2	3.3	0.0	0.0	0.0	0.0
Farm plows, harrows, rollers, pulverizers, etc., and attachments.....	11	140211	27.2	3.3	0.0	0.0	0.0	0.0
Farm dairy equipment, sprayers and dusters, farm blowers, and attachments.....	11	1404	8.7	0.0	0.0	-0.3	0.0	0.8
Farm dairy equipment, sprayers and dusters, farm blowers, and attachments.....	11	140411	8.7	0.0	0.0	-0.3	0.0	0.8
Planting, seeding, and fertilizing machinery and attachments.....	11	1405	12.7	3.4	1.2	0.0	1.0	1.1
Planting, seeding, and fertilizing machinery and attachments.....	11	140511	12.7	3.4	1.2	0.0	1.0	1.1
Harvesting machinery (except hay and straw) and attachments.....	11	1406	18.0	0.0	6.7	0.0	0.0	0.0
Harvesting machinery (except hay and straw) and attachments.....	11	140611	18.0	0.0	6.7	0.0	0.0	0.0
Haying machinery and attachments.....	11	1407	10.1	4.7	0.0	0.1	0.0	-1.0
Haying machinery and attachments.....	11	140711	10.1	4.7	0.0	0.1	0.0	-1.0
All other farm machinery and equipment, excluding parts, including attachments.....	11	1408	5.3	0.4	-0.3	-0.7	-0.6	-0.5
All other farm machinery and equipment, excluding parts, including attachments.....	11	140811	5.3	0.4	-0.3	-0.7	-0.6	-0.5
Parts for farm machinery, for sale separately.....	11	1409	7.5	0.2	0.4	0.2	-0.3	0.1
Parts for farm machinery, for sale separately.....	11	140911	7.5	0.2	0.4	0.2	-0.3	0.1
Construction machinery and equipment.....	11	2	12.2	0.1	0.0	0.2	0.0	3.4
Tractors and attachments, ex. parts.....	11	2A	10.7	0.0	-0.7	-0.7	0.0	5.1
Construction machinery for mounting (excluding parts, winches, snow clearing attachments).....	11	2A03	19.6	0.0	0.0	0.0	0.0	10.7
Construction machinery for mounting (excluding parts, winches, snow clearing attachments).....	11	2A0302	19.6	0.0	0.0	0.0	0.0	10.7
Tractor shovel loaders (skid steer, wheel, crawler, and integral design backhoes).....	11	2A04	15.6	0.0	0.1	0.1	0.0	5.1
Tractor shovel loaders (skid steer, wheel, crawler, and integral design backhoes).....	11	2A0406	15.6	0.0	0.1	0.1	0.0	5.1
Construction wheel and crawler tractors, dozers, self-propelled log skidders, etc.....	11	2A05	4.4	0.0	-1.4	-1.3	0.0	2.4
Construction wheel and crawler tractors, dozers, self-propelled log skidders, etc.....	11	2A0501	4.4	0.0	-1.4	-1.3	0.0	2.4
Power cranes, draglines, & shovels (excavators) (incl. surface mining equipment) (excl. parts).....	11	2B	16.1	0.0	0.3	0.1	0.0	4.6
Power cranes, draglines, & shovels (excavators) (incl. surface mining equip.) (excluding parts).....	11	2B05	16.1	0.0	0.3	0.1	0.0	4.6
Power cranes, draglines, & shovels (excavators) (incl. surface mining equip.) (excluding parts).....	11	2B0504	16.1	0.0	0.3	0.1	0.0	4.6
Mixers, pavers, and related equipment (excluding parts).....	11	2C	21.4	0.0	0.0	1.3	0.0	5.8
Mixers, pavers, and related equipment (excluding parts).....	11	2C01	21.4	0.0	0.0	1.3	0.0	5.8
Mixers, pavers, and related equipment (excluding parts).....	11	2C0109	21.4	0.0	0.0	1.3	0.0	5.8
Off-highway, equipment, ex. parts.....	11	2D	14.7	0.0	0.7	0.3	0.0	4.0
Off-highway trucks, haulers, truck-type tractor chassis, trailers, etc. (excluding parts).....	11	2D02	12.7	0.0	1.9	0.3	0.0	3.7
Off-highway trucks, haulers, truck-type tractor chassis, trailers, etc. (excluding parts).....	11	2D0201	12.7	0.0	1.9	0.3	0.0	3.7
Graders, rollers & compactors, rough-terrain forklifts, scrapers, trenchers, etc. (excl. parts).....	11	2D03	16.0	0.0	0.0	0.4	0.0	4.3
Graders, rollers & compactors, rough-terrain forklifts, scrapers, trenchers, etc. (excl. parts).....	11	2D0301	16.0	0.0	0.0	0.4	0.0	4.3
Misc. construction machinery and equipment.....	11	2J	8.7	0.0	0.0	0.7	0.0	0.7
Winches, aerial work platforms, and automotive wrecker hoists, including parts and attachments.....	11	2J01	11.8	0.0	0.1	0.0	0.0	1.6
Winches, aerial work platforms, and automotive wrecker hoists, including parts and attachments.....	11	2J0101	11.8	0.0	0.1	0.0	0.0	1.6

See footnotes at end of table.

Table 7. Producer price index percentage changes for commodity and service groupings and individual items, not seasonally adjusted — Continued
[January 2023]

Title	Commodity code		Unadjusted 12-month percent change ¹	Unadjusted 1-month percent change ¹				
	Group code	Item code		Jan. 2022 to Jan. 2023 ^P	Aug. to Sept.	Sept. to Oct. ^P	Oct. to Nov. ^P	Nov. to Dec. ^P
Other construction machinery and equipment (excluding parts).....	11	2J03	5.8	0.0	0.0	1.6	0.0	0.0
Other construction machinery and equipment (excluding parts).....	11	2J0301	5.8	0.0	0.0	1.6	0.0	0.0
Parts for construction machinery and equipment, sold separately.....	11	2K	11.8	1.6	1.1	0.7	0.3	0.6
Parts for construction machinery and equipment, sold separately.....	11	2K01	11.8	1.6	1.1	0.7	0.3	0.6
Parts for cranes, draglines, and shovels (including surface mining equipment) (sold separately).....	11	2K0101	20.8	6.9	3.3	0.0	0.0	0.0
Parts for off-highway wheel tractors and shovel loaders (sold separately).....	11	2K0102	9.6	0.0	0.0	5.6	0.0	0.5
Parts for other construction machinery (sold separately).....	11	2K0103	7.8	-0.7	0.1	-0.4	0.6	1.0
Metalworking machinery and equipment.....	11	3	8.1	0.4	0.6	0.4	0.6	0.6
Power-driven handtools, including parts and attachments.....	11	32	7.7	0.0	4.0	0.0	0.0	0.0
Power-driven handtools, including parts and attachments.....	11	3211	7.7	0.0	4.0	0.0	0.0	0.0
Power-driven handtools, including parts and attachments.....	11	321101	7.7	0.0	4.0	0.0	0.0	0.0
Power-driven handtools, pneumatic, hydraulic, and powder-actuated.....	11	3211011	5.6	0.0	3.0	0.0	0.0	0.0
Power-driven handtools, electric (except battery powered), including parts.....	11	3211014	9.7	0.0	4.6	0.0	0.0	0.0
Welding machines and equipment.....	11	33	7.0	0.0	-0.8	0.2	0.0	0.7
Arc welding machines, components, and accessories, excluding electrodes and stud welding equip.....	11	3301	10.3	0.0	0.0	0.0	0.0	0.0
Arc welding machines, components, and accessories, excluding electrodes and stud welding equip.....	11	330175	10.3	0.0	0.0	0.0	0.0	0.0
Resistance welders, components, accessories, and electrodes.....	11	3302	9.8	0.0	0.0	0.0	0.0	3.5
Resistance welders, components, accessories, and electrodes.....	11	330276	9.8	0.0	0.0	0.0	0.0	3.5
Gas welding and cutting equipment, parts, attachments, and accessories.....	11	3304	6.4	0.0	0.0	0.0	0.0	3.0
Gas welding and cutting equipment, parts, attachments, and accessories.....	11	330461	6.4	0.0	0.0	0.0	0.0	3.0
Other welding equipment, components, and accessories (excluding arc, resistance, and gas).....	11	3306	11.1	0.0	0.0	0.0	0.0	1.8
Other welding equipment, components, and accessories (excluding arc, resistance, and gas).....	11	330629	11.1	0.0	0.0	0.0	0.0	1.8
Industrial process furnaces and ovens.....	11	34	8.8	0.0	0.0	0.3	0.1	0.5
Industrial process furnaces and ovens, except parts and attachments.....	11	3407	7.9	0.0	0.0	0.4	0.0	0.6
Industrial process furnaces and ovens, except parts and attachments.....	11	340711	7.9	0.0	0.0	0.4	0.0	0.6
Parts and attachments for industrial process furnaces and ovens.....	11	3409	11.3	0.0	0.0	0.0	0.5	0.2
Parts and attachments for industrial process furnaces and ovens.....	11	340901	11.3	0.0	0.0	0.0	0.5	0.2
Cutting tools and accessories.....	11	35	5.9	0.2	0.4	0.5	0.9	0.6
Small cutting tools.....	11	3501	5.2	0.0	0.5	0.7	1.3	0.5
End mills and milling cutters.....	11	350144	5.0	0.0	1.0	0.6	0.3	1.0
Threading tools, including blanks, tips and inserts.....	11	350145	8.6	0.0	0.0	0.2	0.0	0.5
Carbon and high-speed steel, shank, solid, tipped carbide twist drills.....	11	350146	4.8	0.0	0.0	0.0	0.0	0.0
Taps, carbide indexable, and throwaway inserts for machine tools.....	11	350147	7.4	0.0	3.7	0.0	0.0	0.6
Other cutting tools for machine tools, excluding tips and blanks.....	11	350149	4.7	0.0	0.0	1.0	2.1	0.4
Other machine tool attachments and accessories.....	11	3505	10.1	1.4	0.8	0.0	0.0	1.8
Other machine tool attachments and accessories.....	11	350501	10.1	1.4	0.8	0.0	0.0	1.8
Abrasive products.....	11	36	10.8	-0.2	0.8	2.0	1.3	0.4
Nonmetallic sized grains, powders, and flour abrasives (incl. graded only).....	11	3601	12.1	0.0	0.1	0.0	0.0	0.0
Nonmetallic sized grains, powders, and flour abrasives (incl. graded only).....	11	360105	12.1	0.0	0.1	0.0	0.0	0.0
Nonmetallic abrasive products (including diamond abrasives).....	11	3603	14.2	0.2	1.5	4.1	0.1	0.2
Nonmetallic abrasive products (including diamond abrasives).....	11	360311	14.2	0.2	1.5	4.1	0.1	0.2
Nonmetallic coated abrasive products and buffing wheels, polishing wheels, and laps.....	11	3605	12.8	0.5	1.5	2.6	2.3	0.0
Nonmetallic coated abrasive products and buffing wheels, polishing wheels, and laps.....	11	360505	12.8	0.5	1.5	2.6	2.3	0.0
Metal cutting machine tools.....	11	37	3.3	0.5	0.3	0.6	0.0	0.2
Other metal-cutting machine tools.....	11	3720	1.5	0.1	0.0	0.8	0.0	0.0
Other metal-cutting machine tools.....	11	372041	1.5	0.1	0.0	0.8	0.0	0.0
Metal machining centers.....	11	3721	1.0	0.0	0.0	1.0	0.0	0.0
Metal machining centers.....	11	372121	1.0	0.0	0.0	1.0	0.0	0.0
Rebuilt metal-cutting machine tools and parts for metal-cutting machine tools.....	11	3753	11.9	3.4	1.0	0.0	0.0	0.0
Rebuilt metal-cutting machine tools and parts for metal-cutting machine tools.....	11	375311	11.9	3.4	1.0	0.0	0.0	0.0
Metal forming machine tools.....	11	38	6.5	1.7	0.0	0.0	0.1	0.0

See footnotes at end of table.

Table 7. Producer price index percentage changes for commodity and service groupings and individual items, not seasonally adjusted — Continued
 [January 2023]

Title	Commodity code		Unadjusted 12-month percent change ¹	Unadjusted 1-month percent change ¹				
	Group code	Item code		Jan. 2022 to Jan. 2023 ^P	Aug. to Sept.	Sept. to Oct. ^P	Oct. to Nov. ^P	Nov. to Dec. ^P
Metal-forming machine tools (except rebuilt and parts).....	11	3826	7.5	2.1	0.0	0.0	0.0	0.0
Metal punching and shearing (power & manual), and bending and forming machines (power only).....	11	382611	5.3	4.6	0.0	0.0	0.0	0.0
Metalworking presses (except forging and die-stamping presses).....	11	382631	4.4	0.0	0.0	0.0	0.0	0.0
Rebuilt metal-forming machine tools and parts for metal-forming machine tools.....	11	3852	2.7	0.0	0.0	0.0	0.3	0.0
Rebuilt metal-forming machine tools and parts for metal-forming machine tools.....	11	385205	2.7	0.0	0.0	0.0	0.3	0.0
Tools, dies, jigs, fixtures & ind. molds.....	11	39	7.9	0.4	0.6	0.2	0.2	1.3
Special tools, dies, jigs, and fixtures.....	11	3901	5.1	0.4	0.3	0.1	0.2	0.3
Special tools, dies, jigs, and fixtures.....	11	390135	5.1	0.4	0.3	0.1	0.2	0.3
Jigs and fixtures, including parts.....	11	3901351	6.0	0.9	0.7	0.3	0.3	0.3
Metalworking dies and die sets.....	11	3901353	3.9	0.2	0.1	0.0	0.2	0.3
Standard punches, industrial prototypes, die parts & other special tooling for dies.....	11	3901357	5.9	0.0	0.0	0.0	0.0	0.3
Industrial molds and mold boxes.....	11	3903	12.1	0.4	1.0	0.3	0.2	2.9
Industrial injection-type molds made of metal for plastics.....	11	390312	4.0	0.0	0.0	0.2	0.0	0.1
Other industrial molds and mold boxes.....	11	390331	16.7	0.6	1.5	0.3	0.4	4.5
Metalworking machinery n. e. c.....	11	3A	7.2	3.4	0.1	0.0	0.0	-1.5
Other metalworking machinery.....	11	3A02	6.4	0.5	0.4	0.0	0.0	0.0
Other metalworking machinery.....	11	3A0201	6.4	0.5	0.4	0.0	0.0	0.0
General purpose machinery and equipment.....	11	4	11.7	0.4	0.4	0.5	0.3	1.3
Pumps, compressors, and equipment.....	11	41	15.8	1.0	0.7	0.6	0.0	2.6
Industrial pumps, except hydraulic fluid power pumps.....	11	4102	14.6	0.4	1.0	0.0	0.0	5.7
Industrial pumps, except hydraulic fluid power pumps.....	11	410212	14.6	0.4	1.0	0.0	0.0	5.7
Parts and attachments for air and gas compressors and vacuum pumps.....	11	4107	34.6	0.0	1.7	0.2	0.0	1.3
Parts and attachments for air and gas compressors, ex. refrigeration, ice making, & a/c.....	11	410701	34.6	0.0	1.7	0.2	0.0	1.3
Domestic water systems.....	11	4113	9.4	0.0	2.4	0.0	0.0	4.0
Domestic water systems.....	11	411311	9.4	0.0	2.4	0.0	0.0	4.0
Air and gas compressors and vacuum pumps.....	11	4115	19.4	1.6	0.7	1.4	0.0	1.0
Air and gas compressors and vacuum pumps.....	11	411501	19.4	1.6	0.7	1.4	0.0	1.0
Other pumps, including parts and attachments.....	11	4119	9.4	0.6	0.2	0.4	0.1	0.4
Parts and attachments for pumps.....	11	411911	11.3	1.9	0.0	0.0	0.4	0.8
All other pumps, including domestic sump, oil well, and oil field pumps.....	11	411915	8.6	0.0	0.3	0.5	0.0	0.3
Oil-well and oil-field pumps.....	11	4119153	-	-	-	-	-	-
Other pumps, except automotive circulating pumps, and measuring & dispensing pumps.....	11	4119155	11.3	0.0	0.4	0.9	0.0	0.3
Elevators, escalators, and other lifts.....	11	42	5.1	0.7	0.8	-0.1	0.0	0.7
Elevators and moving stairways.....	11	4201	4.8	0.9	0.6	0.0	0.0	0.7
Elevators and moving stairways.....	11	420112	4.8	0.9	0.6	0.0	0.0	0.7
Parts and attachments for elevators and moving stairs (sold separately).....	11	4202	6.0	0.0	1.4	-0.6	0.0	0.2
Parts and attachments for elevators and moving stairs (sold separately).....	11	420221	6.0	0.0	1.4	-0.6	0.0	0.2
Fluid power equipment.....	11	43	9.7	0.4	0.1	0.3	0.3	1.9
Fluid power pumps and parts.....	11	4301	5.8	0.0	0.0	0.3	0.6	0.1
Nonaerospace-type reciprocating fluid power pumps.....	11	430112	8.5	0.0	0.0	0.7	0.7	0.0
Nonaerospace-type rotary and other fluid power pumps.....	11	430113	-	0.0	0.0	0.0	-	-
Nonaerospace-type fluid power motors.....	11	430115	8.0	0.0	0.0	0.0	0.6	0.9
Parts for fluid power pumps, motors, and hydrostatic transmissions.....	11	430119	5.7	-0.1	0.0	0.0	0.7	-0.3
Fluid power valves.....	11	4302	3.9	0.0	0.1	0.1	0.3	0.0
Fluid power valves.....	11	430201	3.9	0.0	0.1	0.1	0.3	0.0
Nonaerospace type hydraulic directional control valves.....	11	4302013	8.3	0.0	0.0	0.0	2.8	0.0
Nonaerospace type pneumatic directional control valves.....	11	4302015	5.2	0.0	0.2	0.4	0.5	1.3
Aerospace type fluid power valves.....	11	430201A	0.0	0.0	0.0	0.2	-0.4	-0.2
Fluid power cylinders, actuators, accumulators, cushions, & parts.....	11	4303	10.7	1.0	0.3	0.8	0.2	0.9
Non-aerospace hydraulic & all aerospace-type fluid power cylinders.....	11	430312	10.1	0.4	0.0	0.9	0.3	1.0
Non-aerospace pneumatic fluid power cylinders.....	11	430313	2.9	0.4	0.0	0.0	0.0	0.8
Parts for hydraulic & pneumatic cylinders and actuators.....	11	430315	19.7	4.6	2.0	0.5	0.0	0.4
Fluid power hose and tube fittings.....	11	4304	18.1	0.0	0.0	0.0	0.0	6.8
Fluid power hose and tube fittings.....	11	430406	18.1	0.0	0.0	0.0	0.0	6.8
Nonaerospace type flared (metal) fittings, couplings, and assemblies.....	11	4304062	10.6	0.0	0.0	0.0	0.0	1.1
Parts for fluid power valves.....	11	4305	8.3	0.2	-0.2	0.0	0.0	0.2
Parts for fluid power valves.....	11	430501	8.3	0.2	-0.2	0.0	0.0	0.2

See footnotes at end of table.

Table 7. Producer price index percentage changes for commodity and service groupings and individual items, not seasonally adjusted — Continued
[January 2023]

Title	Commodity code		Unadjusted 12-month percent change ¹	Unadjusted 1-month percent change ¹				
	Group code	Item code		Jan. 2022 to Jan. 2023 ^P	Aug. to Sept.	Sept. to Oct. ^P	Oct. to Nov. ^P	Nov. to Dec. ^P
Industrial material handling equipment.....	11	44	9.7	0.1	0.3	1.6	0.1	0.7
Conveying equipment, except parts and accessories.....	11	4402	8.4	0.2	0.2	0.5	0.2	0.4
Unit handling conveyors and conveying systems.....	11	440212	5.2	0.3	0.3	0.0	0.2	0.0
Unit handling gravity and trolley conveyors and conveying systems... ..	11	4402122	2.5	0.0	1.4	0.0	0.0	0.0
All other unit handling conveyors, including tow, belt, roller, pneumatic, portable, etc.....	11	4402124	5.9	0.3	0.1	0.0	0.3	0.0
Bulk material handling conveyors and conveying systems.....	11	440216	12.0	0.1	0.1	0.9	0.1	1.2
Industrial trucks, trailers, and stackers.....	11	4403	10.2	0.1	0.4	2.6	0.0	0.9
Industrial trucks, tractors, mobile straddle carriers & cranes, & automatic stacking machines.....	11	44035	10.4	0.0	0.5	3.1	0.0	0.4
Work trucks with lifting & handling equipment, riding, electric, self-propelled.....	11	440353	14.8	0.0	0.1	6.5	0.0	-0.4
Work trucks with lifting & handling equipment, non-riding electric or any non-electric.....	11	440356	7.3	0.0	1.1	2.0	0.0	0.1
Work trucks not fitted with lifting & handling equipment, electric or non-electric.....	11	440357	8.5	0.0	0.3	0.1	0.0	0.9
Bulk powered material moving equipment, dock boards, and metal pallets and skids.....	11	440358	4.3	0.0	0.0	0.1	0.0	-0.5
Parts and attachments for industrial trucks and tractors.....	11	440378	8.3	0.4	0.0	0.0	0.0	2.9
Hoists, overhead cranes, and monorail systems.....	11	4404	12.2	0.1	0.0	0.5	0.0	0.0
Hoists and parts and attachments for hoists (sold separately).....	11	440481	13.5	0.0	0.0	1.7	0.0	0.0
Overhead traveling cranes and monorail systems, including parts and attachments sold separately.....	11	440485	11.4	0.1	0.0	-0.2	0.0	0.0
Parts and accessories for conveyors and conveying systems.....	11	4406	9.7	-0.3	0.4	0.1	0.0	2.1
Parts and accessories for unit handling conveyors and conveying systems.....	11	440601	5.6	0.0	0.2	-0.1	0.0	0.2
Parts and accessories for bulk material handling conveyors and conveying systems.....	11	440602	12.6	-0.5	0.6	0.3	0.0	3.2
Mechanical power transmission equipment.....	11	45	13.1	1.1	0.6	1.6	0.8	0.9
Speed changers, drives, gears.....	11	4501	14.5	1.2	-0.1	3.4	1.4	0.4
Speed changers and industrial high speed drives & parts other than loose gearing.....	11	450117	15.1	0.0	0.1	5.2	1.3	0.7
Other power transmission equipment.....	11	4502	11.4	1.0	1.4	-0.1	0.1	1.2
Mechanical power transmission equipment, excl. speed changers, drives, & gears.....	11	450212	11.7	1.4	1.9	-0.1	0.1	1.2
Scales and balances.....	11	46	9.6	0.9	0.2	1.4	0.6	1.1
Vehicle and industrial scales.....	11	4611	9.6	1.6	0.3	2.2	0.4	0.3
Vehicle and industrial scales.....	11	461101	9.6	1.6	0.3	2.2	0.4	0.3
Motor truck and railroad track scales.....	11	4611011	5.8	0.8	0.0	1.9	0.1	0.5
Industrial scales (including automatic checkweigher and bulkweigher scales).....	11	4611012	13.4	0.8	0.8	2.8	0.9	0.0
Miscellaneous non-vehicle scales (crane, susp., tank, hopper, measuring dev, lab, bulk conveyer).....	11	4611013	11.3	-	-	-	-	-
Retail, commercial, household, and mailing scales and balances.....	11	4612	8.6	0.0	0.0	0.1	0.4	6.8
Retail, commercial, household, and mailing scales and balances.....	11	461201	8.6	0.0	0.0	0.1	0.4	6.8
Parts, attachments, and accessories for scales and balances.....	11	4613	10.8	0.4	0.3	0.9	1.0	0.0
Parts, attachments, and accessories for scales and balances.....	11	461301	10.8	0.4	0.3	0.9	1.0	0.0
Air purification equipment and industrial and commercial fans and blowers... ..	11	47	8.6	-0.1	1.3	-0.2	0.2	0.8
Fan, blower, air purification equipment.....	11	4701	8.6	-0.1	1.3	-0.2	0.2	0.8
Dust collection and other air purification equipment for cleaning incoming air.....	11	470143	9.8	-0.4	0.6	-0.6	0.8	1.7
Air filters for air-conditioners and furnaces, etc., of 2400 CFM or less, except parts.....	11	4701431	11.7	-0.7	0.9	-0.7	1.3	3.3
Other dust collection and air purification equipment, except parts.....	11	4701432	4.4	0.0	0.2	0.0	0.0	0.2
Parts for dust collection and air purification equipment.....	11	4701433	10.4	0.0	0.0	-0.9	0.0	-0.5
Industrial and commercial fans and blowers.....	11	470145	13.0	0.0	2.9	-0.1	0.0	0.4
Centrifugal blower filter units, and classes I-IV centrifugal fans, except parts.....	11	4701452	16.0	0.0	0.6	0.0	0.1	2.2
Other centrifugal fans and blowers, except parts.....	11	4701453	11.6	-0.2	6.1	-0.2	-0.1	0.0
Axial fans and industrial propeller fans, except parts.....	11	4701457	13.9	0.0	0.1	0.0	0.0	0.0
Power roof ventilators, except parts.....	11	4701458	15.8	0.2	0.0	0.0	0.0	0.0
Parts and accessories for fans and blowers.....	11	4701459	3.5	0.0	-1.9	0.0	0.0	0.0
Air conditioning and refrigeration equip.....	11	48	13.4	0.6	0.2	-0.5	0.5	0.4
Unitary air-conditioners, except air source heat pumps.....	11	4802	12.6	1.7	-2.1	-1.4	1.3	0.1
Unitary air-conditioners, except air source heat pumps.....	11	480222	12.6	1.7	-2.1	-1.4	1.3	0.1
Commercial refrigeration equipment.....	11	4803	19.2	0.0	1.7	0.5	0.0	0.4
Commercial refrigeration equipment.....	11	480331	19.2	0.0	1.7	0.5	0.0	0.4
All other miscellaneous refrigeration and air-conditioning equipment.....	11	4806	15.7	0.0	0.0	0.0	0.0	1.6
All other miscellaneous refrigeration and air-conditioning equipment.....	11	480631	15.7	0.0	0.0	0.0	0.0	1.6

See footnotes at end of table.

Table 7. Producer price index percentage changes for commodity and service groupings and individual items, not seasonally adjusted — Continued
[January 2023]

Title	Commodity code		Unadjusted 12-month percent change ¹	Unadjusted 1-month percent change ¹				
	Group code	Item code		Jan. 2022 to Jan. 2023 ^P	Aug. to Sept.	Sept. to Oct. ^P	Oct. to Nov. ^P	Nov. to Dec. ^P
Heat transfer equipment, including heat pumps.	11	4807	12.5	0.6	1.2	-0.6	0.5	0.4
Heat transfer equipment, except dehumidifiers.	11	480732	14.5	0.8	0.7	-0.4	0.5	0.7
Heat pumps.	11	480734	4.0	-0.4	3.7	-1.4	0.5	-1.0
Parts and accessories for air conditioning and heat transfer equipment. ...	11	4809	10.3	-0.1	-0.3	-0.1	0.0	0.5
Parts and accessories for air conditioning and heat transfer equipment.	11	480901	10.3	-0.1	-0.3	-0.1	0.0	0.5
Refrigeration condensing units.	11	4815	11.2	0.2	-0.2	0.2	0.2	0.2
Refrigeration condensing units.	11	481511	11.2	0.2	-0.2	0.2	0.2	0.2
Miscellaneous general purpose equipment.	11	49	10.4	0.0	0.5	0.5	0.2	1.3
Metal valves, except fluid power.	11	4902	13.3	0.2	0.8	1.1	0.0	1.2
Gates, globes, angles, and checks.	11	490201	13.2	0.3	0.0	0.4	0.0	1.7
Gates, globes, angles, straightway (Y-type) checks, stop & check, 3- & 4-way, etc.	11	4902011	10.4	0.0	0.0	0.0	0.0	2.4
Industrial valves for water works and municipal equipment.	11	4902012	-	1.1	0.1	1.2	0.0	1.2
Industrial ball valves, incl. manual and power operated.	11	490202	-	-0.2	0.3	2.3	-0.1	-
Industrial butterfly valves, incl. manual and power operated.	11	490203	14.4	0.0	0.0	2.3	0.0	3.1
Industrial plug valves.	11	490204	15.7	5.0	0.0	5.2	0.0	0.0
Plumbing and heating valves and specialties, except plumbers' brass goods.	11	490205	-	0.0	0.0	0.0	0.0	-
Other industrial valves, including nuclear.	11	490209	13.7	0.0	0.0	0.2	0.0	0.5
Automatic regulating and control valves.	11	490211	12.8	0.0	7.0	0.2	0.0	0.0
Metal pipe fittings, flanges, and unions.	11	4903	13.4	-1.3	1.3	0.1	0.0	0.2
Metal pipe fittings, flanges, and unions.	11	490301	13.4	-1.3	1.3	0.1	0.0	0.2
Ball and roller bearings.	11	4905	8.1	-1.0	-0.2	0.5	0.0	0.1
Ball bearings, complete, unmounted.	11	490531	5.1	-0.1	0.0	1.0	0.3	0.0
Mounted bearings, except plain.	11	490534	9.1	0.0	0.0	2.1	-0.9	0.5
Parts and components for ball and roller bearings, incl. balls and rollers.	11	490535	0.4	-0.5	-1.4	-0.3	0.4	-0.7
Tapered roller bearings (including cups & cones), unmounted.	11	490537	15.4	-2.8	0.0	0.0	0.0	0.0
Other roller bearings, unmounted.	11	490538	6.5	-0.5	0.0	0.0	0.0	0.8
Industrial patterns.	11	4907	5.7	0.0	2.1	0.0	0.0	0.0
Industrial patterns.	11	490701	5.7	0.0	2.1	0.0	0.0	0.0
Filters and strainers.	11	4908	6.7	1.1	-0.2	-0.4	0.5	3.8
Filters and strainers, except fluid power.	11	490805	9.3	1.4	-0.2	-0.5	0.6	6.5
Industrial filters and strainers and reusable media, except fluid power.	11	4908051	10.3	1.6	-0.3	-0.6	0.7	7.8
Nonreusable media for filters and strainers, except fluid power.	11	4908052	3.0	0.0	0.0	0.0	0.0	0.0
Parts and accessories for filters and strainers, except fluid power. ...	11	4908053	10.2	2.0	1.6	-1.0	0.0	4.4
Other miscellaneous general purpose equipment.	11	4911	8.3	0.4	0.1	0.4	0.8	1.5
Other miscellaneous general purpose equipment.	11	491102	8.2	0.4	0.1	0.4	0.8	1.5
Electronic computers and computer equipment.	11	5	4.6	-0.5	-0.2	0.0	1.0	2.0
Electronic computers.	11	51	5.3	-1.8	-0.5	-3.1	2.2	2.4
Electronic computers.	11	5101	5.3	-1.8	-0.5	-3.1	2.2	2.4
Personal computers and workstations (excluding portable computers). ...	11	510114	3.7	0.6	-0.1	-1.7	3.2	1.3
Portable computers, laptops, tablets and other single user computers. ...	11	510115	-3.9	0.0	-1.3	-0.6	0.5	-0.3
Host computers, multiusers (mainframes, UNIX and PC servers).	11	510116	5.8	-2.8	-0.6	-4.0	2.1	2.8
Computer storage devices.	11	52	2.5	-0.2	-0.3	2.6	1.1	-1.4
Computer storage devices (except parts, attachments and accessories). ...	11	5201	2.1	-0.3	-0.4	3.2	0.0	-1.4
Computer storage devices (except parts, attachments and accessories).	11	520101	2.1	-0.3	-0.4	3.2	0.0	-1.4
Computer peripheral equipment and parts.	11	54	5.4	0.1	0.1	-0.2	0.2	4.3
Parts, attachments, and accessories for computer terminals and peripherals.	11	5405	-	-	-	-	-	-
Parts, attachments, and accessories for computer terminals and peripherals.	11	540501	-	-	-	-	-	-
Computer terminals (including POS and funds-transfer devices) and other computer peripherals.	11	5406	3.3	0.2	0.1	-0.2	0.2	1.6
Computer terminals (including POS and funds-transfer devices) and other computer peripherals.	11	540602	3.3	0.2	0.1	-0.2	0.2	1.6
Special industry machinery and equipment.	11	6	10.1	0.3	0.1	0.3	0.2	0.7
Food products machinery.	11	61	12.3	0.4	0.5	0.4	0.5	2.6
Dairy and milk products plant machinery and equipment.	11	6101	10.2	0.9	0.0	0.0	0.2	0.0
Dairy and milk products plant machinery and equipment.	11	610111	10.2	0.9	0.0	0.0	0.2	0.0
Commercial food products machinery (except packaging and cooking equipment).	11	6104	13.8	0.2	0.6	1.0	0.9	3.8

See footnotes at end of table.

Table 7. Producer price index percentage changes for commodity and service groupings and individual items, not seasonally adjusted — Continued
[January 2023]

Title	Commodity code		Unadjusted 12-month percent change ¹	Unadjusted 1-month percent change ¹				
	Group code	Item code		Jan. 2022 to Jan. 2023 ^P	Aug. to Sept.	Sept. to Oct. ^P	Oct. to Nov. ^P	Nov. to Dec. ^P
Commercial food products machinery (except packaging and cooking equipment).....	11	610409	13.8	0.2	0.6	1.0	0.9	3.8
Industrial food products machinery for processing foods, beverages, & animal & fowl feed.....	11	6105	10.8	0.3	0.7	-0.1	0.2	1.8
Industrial food products machinery for processing foods, beverages, & animal & fowl feed.....	11	610501	10.8	0.3	0.7	-0.1	0.2	1.8
Other industrial food and feed machinery.....	11	6105012	11.4	0.5	0.0	0.0	0.2	0.3
Machinery for sorting, grading, and cleaning fruits, vegetables, eggs, and for processing meat.....	11	6105013	10.1	0.0	2.4	0.0	0.0	3.1
Parts and attachments for industrial food and feed products machinery.....	11	6105014	6.2	0.0	0.0	-0.4	0.4	-0.3
Textile machinery and equipment.....	11	62	0.3	0.0	0.0	-0.1	0.0	0.0
Textile machinery (except parts, attachments, and accessories).....	11	6212	0.3	0.0	0.0	-0.1	0.0	0.0
Textile machinery (except parts, attachments, and accessories).....	11	621201	0.3	0.0	0.0	-0.1	0.0	0.0
Textile machinery parts and attachments.....	11	6277	0.3	0.0	0.0	0.0	0.0	0.0
Textile machinery parts and attachments.....	11	627701	0.3	0.0	0.0	0.0	0.0	0.0
Sawmill and woodworking machinery.....	11	63	7.3	0.8	0.3	0.0	0.3	0.5
Sawmill and woodworking machinery.....	11	6306	7.3	0.8	0.3	0.0	0.3	0.5
Sawmill and woodworking machinery, excluding parts and attachments (sold separately).....	11	630602	7.8	1.0	0.3	0.0	0.3	0.3
Parts, attachments, & accessories for sawmill & woodworking machinery.....	11	630603	4.8	0.0	0.0	0.0	0.0	1.4
Paper industries machinery.....	11	64	10.8	1.5	-0.1	1.8	0.2	1.1
Paper industries machinery.....	11	6401	10.8	1.5	-0.1	1.8	0.2	1.1
Paper industries machinery, excluding parts & attachments (sold separately).....	11	640114	6.7	2.2	0.1	0.0	0.4	0.9
Parts and attachments for paper industries machinery.....	11	640115	15.6	0.6	-0.3	3.6	0.0	1.5
Printing trades machinery and equipment.....	11	65	2.3	0.4	0.6	-0.2	0.0	0.5
Other printing machinery and equipment.....	11	6509	3.0	0.5	0.8	-0.2	0.1	0.6
Other printing machinery and equipment, incl. pre-press preparation equipment & plates.....	11	650912	2.3	0.1	2.0	-0.7	0.2	1.0
Parts, attachments, & accessories for printing trades machinery.....	11	650913	2.4	0.7	0.3	0.0	0.0	0.0
Other special industry machinery.....	11	66	10.4	-0.1	-0.4	0.2	-0.3	0.8
Plastics and rubber working machinery.....	11	6603	2.6	0.3	0.0	0.1	0.6	0.0
Plastics working machinery and equipment, excluding patterns and molds, including parts.....	11	66039	1.7	0.4	0.0	0.2	0.3	0.0
Plasticworking machinery (excluding parts).....	11	660391	1.3	0.0	0.0	0.0	0.4	0.0
Parts for plasticworking machinery.....	11	660395	2.8	1.8	-0.2	0.8	0.2	-0.3
Miscellaneous special industry machinery.....	11	6606	11.4	-0.1	-0.5	0.2	-0.4	0.9
Semiconductor manufacturing machinery and parts.....	11	660638	7.4	0.0	-0.2	0.0	0.7	0.0
Packing, packaging, and bottling machinery and parts.....	11	67	8.7	2.3	0.3	0.0	0.4	0.0
Packing, packaging, and bottling machinery and parts.....	11	6705	8.7	2.3	0.3	0.0	0.4	0.0
Packing, packaging, and bottling machinery, excluding parts.....	11	670501	8.0	2.0	0.4	0.0	0.5	0.0
Parts for packing, packaging, and bottling machinery.....	11	670502	10.0	2.7	0.0	0.0	0.3	0.0
Service industry machinery and parts.....	11	68	10.6	0.1	0.6	0.2	0.8	0.1
Service industry machinery and parts.....	11	6801	10.6	0.1	0.6	0.2	0.8	0.1
Commercial cooking and food warming equipment.....	11	680118	19.5	0.0	1.7	0.1	0.1	0.0
Commercial cooking equipment incl. ranges, deep-fat fryers, etc. except electric.....	11	6801181	-	0.0	1.7	0.0	0.0	-
Commercial electric cooking equipment, incl. ranges, deep-fat fryers, etc.....	11	6801182	-	0.0	1.8	0.3	0.2	-
Parts and accessories for commercial cooking and food warming equipment.....	11	6801183	-	0.0	1.1	0.0	0.0	-
Other service industry machinery, incl. electronic teaching mach. & auto. maintenance equipment.....	11	680123	6.1	0.1	0.0	0.2	0.8	0.2
All other parts and attachments for service industry equipment.....	11	6801232	13.5	0.0	0.0	0.0	1.7	0.0
Commercial and industrial floor & carpet cleaning machines, excl. vacuum cleaners.....	11	6801233	11.4	0.0	0.0	0.0	3.2	0.0
Electronic teaching machines, teaching aids, etc., incl. kits.....	11	6801235	0.9	0.0	0.0	0.0	0.0	0.0
Other service industry equipment.....	11	6801236	7.9	0.2	0.0	0.4	0.9	0.2
Commercial laundry and drycleaning machinery products.....	11	69	14.0	0.0	1.8	1.6	0.0	4.5
Commercial laundry and drycleaning machinery products.....	11	6909	14.0	0.0	1.8	1.6	0.0	4.5
Commercial laundry and drycleaning machinery products.....	11	690901	14.0	0.0	1.8	1.6	0.0	4.5
Electrical machinery and equipment.....	11	7	5.6	0.3	0.2	0.3	0.3	0.4
Wiring devices.....	11	71	8.9	0.0	0.0	1.1	0.0	0.1
Current-carrying wiring devices.....	11	7101	6.0	-0.3	0.2	0.9	0.0	0.3

See footnotes at end of table.

Table 7. Producer price index percentage changes for commodity and service groupings and individual items, not seasonally adjusted — Continued
[January 2023]

Title	Commodity code		Unadjusted 12-month percent change ¹	Unadjusted 1-month percent change ¹				
	Group code	Item code		Jan. 2022 to Jan. 2023 ^P	Aug. to Sept.	Sept. to Oct. ^P	Oct. to Nov. ^P	Nov. to Dec. ^P
Current-carrying switches for electrical circuitry (including vehicular switches).....	11	710143	6.2	0.0	0.0	0.7	0.0	0.6
Current-carrying wire connectors for electrical circuitry.....	11	710144	7.8	-1.4	-0.2	1.4	0.0	0.7
Current-carrying wiring devices n.e.c.....	11	710147	4.4	0.4	0.8	0.8	0.1	-0.1
Noncurrent-carrying wiring devices.....	11	7102	10.9	0.2	-0.1	1.2	0.0	0.0
Noncurrent-carrying electrical conduit and conduit fittings, incl.plastic conduit & fittings.....	11	710216	6.3	0.0	-0.6	0.2	0.0	0.1
Other noncurrent-carrying wiring devices and supplies (boxes, covers, bar hangers, etc.).....	11	710217	10.8	0.4	0.4	0.2	0.0	-0.1
Porcelain, steatite, and other ceramic electrical products.....	11	710252	9.6	0.7	0.3	0.6	0.1	-0.2
Integrating and measuring instruments.....	11	72	3.9	0.1	0.3	0.0	0.1	1.8
Test equipment for electrical, radio, & communication circuits & motors. ..	11	7205	5.0	0.2	0.5	0.0	0.1	1.8
Test equipment for electrical, radio, & communication circuits & motors.....	11	720501	5.0	0.2	0.5	0.0	0.1	1.8
Motors, generators, motor generator sets.....	11	73	10.5	1.9	0.1	0.0	0.2	0.6
Fractional horsepower motors and generators.....	11	7303	4.3	0.7	0.0	0.0	0.0	0.7
Fractional horsepower motors and generators.....	11	730312	4.3	0.7	0.0	0.0	0.0	0.7
Integral horsepower motors and generators (excluding land transportation types).....	11	7304	12.5	2.7	0.0	0.0	0.0	0.0
Integral horsepower motors and generators (excluding land transportation types).....	11	730405	12.5	2.7	0.0	0.0	0.0	0.0
Parts and supplies for motors and generators.....	11	7309	17.1	4.0	1.2	0.0	2.1	0.0
Parts and supplies for motors and generators.....	11	730901	17.1	4.0	1.2	0.0	2.1	0.0
Other motors and generators.....	11	7311	10.0	1.3	0.0	0.0	0.0	1.2
Other motors and generators.....	11	731101	10.0	1.3	0.0	0.0	0.0	1.2
Prime mover generator sets, except steam & hydraulic turbine.....	11	7311012	10.4	2.5	0.0	0.0	0.0	2.0
Transformers and power regulators.....	11	74	18.8	0.1	-2.7	0.6	0.4	2.5
Power and distribution transformers, except parts.....	11	7409	23.0	0.0	-3.3	0.7	0.5	3.0
Power and distribution transformers, except parts.....	11	740999	23.0	0.0	-3.3	0.7	0.5	3.0
Other transformers and parts for transformers.....	11	7411	5.4	0.3	-0.3	0.2	0.0	0.0
Switchgear, switchboard, industrial controls equipment.....	11	75	18.3	0.2	0.2	0.4	2.8	0.2
Industrial controls and related parts and accessories.....	11	7507	14.7	0.0	0.0	0.1	5.3	0.1
Industrial controls and related parts and accessories.....	11	750799	14.7	0.0	0.0	0.1	5.3	0.1
General-purpose industrial controls.....	11	7507991	16.6	0.0	0.0	0.0	6.1	0.1
Parts for industrial controls and motor-control accessories.....	11	7507992	8.8	0.0	0.0	0.0	2.4	0.0
Specific-purpose industrial controls.....	11	7507993	11.8	0.0	0.0	0.3	4.4	0.0
Switchgear and switchboard apparatus.....	11	7522	21.1	0.3	0.3	0.6	0.9	0.2
Switchgear and switchboard apparatus.....	11	752201	21.1	0.3	0.3	0.6	0.9	0.2
Low voltage panelboards and distribution boards, 1000 volts or less..	11	7522013	23.0	0.0	0.0	0.0	2.2	0.0
Switchgear, except relays and ducts.....	11	752201A	25.1	0.6	0.5	1.2	0.3	0.4
Communications and related equipment and miscellaneous electronic systems & equipment.....	11	76	3.4	0.1	0.1	0.3	0.0	1.1
Telephone and wireline data networking equipment.....	11	7601	7.0	0.0	0.0	0.8	0.0	0.0
Wireline voice and data network equipment.....	11	760141	-	0.0	0.0	1.3	0.0	-
Other communications and related equipment, including broadcast and wireless.....	11	7603	4.6	0.2	0.2	0.4	0.0	1.1
Broadcast, studio, and related electronic equipment.....	11	760301	0.6	0.4	-0.3	-0.5	0.2	0.8
Radio station and wireless communication equipment.....	11	760302	3.8	0.0	0.1	0.0	0.1	1.1
Radio station equipment.....	11	7603022	-	0.0	0.0	0.0	0.0	0.0
Other broadcast and wireless communications systems and equipment.....	11	7603023	3.6	0.0	0.2	0.0	0.1	1.3
Intercommunications, alarm and traffic control systems.....	11	760303	10.4	0.8	0.7	2.7	-0.2	1.3
Alarm systems, including electric sirens and horns.....	11	7603031	15.3	1.9	0.0	5.9	0.0	2.0
Intercommunications systems, including inductive paging systems....	11	7603033	3.4	0.0	0.0	0.0	-1.7	-0.1
Electronic systems and equipment, n.e.c.....	11	7605	8.8	0.0	0.2	1.3	0.0	0.0
Electronic systems and equipment, n.e.c.....	11	760512	8.8	0.0	0.2	1.3	0.0	0.0
Search, detection, navigation & guidance systems and equipment.....	11	7606	1.7	0.0	0.0	0.0	0.0	1.3
Search, detection, navigation & guidance systems and equipment.....	11	760613	1.7	0.0	0.0	0.0	0.0	1.3
Electric lamp bulbs, tubes, and components.....	11	77	8.3	0.0	0.0	0.0	0.0	1.4
Electric lamp bulbs, tubes, and components.....	11	7704	8.3	0.0	0.0	0.0	0.0	1.4
Electric lamp bulbs, tubes, and components.....	11	770401	8.3	0.0	0.0	0.0	0.0	1.4
Electronic components and accessories.....	11	78	1.9	0.4	0.9	0.4	0.1	-0.7
Relays for electronic circuitry, industrial control overload, and switchgear type.....	11	7821	-	0.0	0.0	0.0	0.0	-
Relays for electronic circuitry, industrial control overload, and switchgear type.....	11	782119	-	0.0	0.0	0.0	0.0	-

See footnotes at end of table.

Table 7. Producer price index percentage changes for commodity and service groupings and individual items, not seasonally adjusted — Continued
[January 2023]

Title	Commodity code		Unadjusted 12-month percent change ¹	Unadjusted 1-month percent change ¹				
	Group code	Item code		Jan. 2022 to Jan. 2023 ^P	Aug. to Sept.	Sept. to Oct. ^P	Oct. to Nov. ^P	Nov. to Dec. ^P
Switches, mechanical, for electronic circuitry.....	11	7822	12.5	0.0	0.0	0.0	0.0	0.3
Switches, mechanical, for electronic circuitry.....	11	782299	12.5	0.0	0.0	0.0	0.0	0.3
Connectors for electronic circuitry.....	11	7824	12.7	0.1	2.8	0.0	0.5	0.0
Connectors for electronic circuitry.....	11	782481	12.7	0.1	2.8	0.0	0.5	0.0
Filters, crystals, and transducers.....	11	7828	1.4	0.3	0.0	0.0	0.0	-2.3
Filters, crystals, and transducers.....	11	782890	1.4	0.3	0.0	0.0	0.0	-2.3
Crystal, filter, piezoelectric, and other related electronic devices (exc. microwave filters).....	11	7828901	1.4	0.3	0.0	0.0	0.0	-2.3
Integrated microcircuits.....	11	7839	4.3	0.5	2.9	0.2	0.1	-0.7
Integrated microcircuits.....	11	783911	4.3	0.5	2.9	0.2	0.1	-0.7
Other semiconductor and related devices.....	11	7847	4.8	1.2	0.3	1.0	0.0	0.6
Other semiconductor devices, including parts (such as chips, wafers and heat sinks).....	11	784711	4.8	1.2	0.3	1.0	0.0	0.6
Bare printed circuit boards.....	11	7849	8.0	0.4	0.6	0.0	1.0	0.0
Bare printed circuit boards.....	11	784901	8.0	0.4	0.6	0.0	1.0	0.0
Electronic coils, transformers, and other inductors.....	11	7853	6.7	0.7	1.4	0.2	0.1	0.1
Electronic coils, transformers, and other inductors.....	11	785399	6.7	0.7	1.4	0.2	0.1	0.1
Capacitors and resistors for electronic circuitry.....	11	7854	-	-	-	-	-	0.3
Microwave components, electron tubes, and other electronic components, n.e.c.....	11	7856	3.7	0.0	0.0	0.5	-0.4	0.0
Printed circuit assemblies, loaded boards, modules and consumer external modems.....	11	7861	-12.0	0.1	-1.6	0.3	0.0	-3.7
Printed circuit assemblies, loaded boards, modules and consumer external modems.....	11	786199	-12.0	0.1	-1.6	0.3	0.0	-3.7
Miscellaneous electrical machinery and equipment.....	11	79	6.7	0.3	0.1	0.2	0.3	0.8
Storage batteries.....	11	7901	6.7	0.0	0.1	0.3	0.1	0.4
Storage batteries, lead acid type, BCI dimensional group 8D or smaller.....	11	790103	7.5	0.0	0.1	0.0	0.0	0.6
Storage batteries, lead acid type, larger than BCI dimensional group 8D.....	11	790104	3.4	0.0	0.0	0.0	0.3	0.0
Storage batteries (excluding lead acid), including parts for all storage batteries.....	11	790105	8.0	0.0	0.0	2.3	0.0	0.0
Primary batteries.....	11	7902	11.3	0.5	0.5	1.7	0.0	0.6
Primary batteries.....	11	790229	11.3	0.5	0.5	1.7	0.0	0.6
Carbon and graphite products.....	11	7903	25.5	2.4	0.4	0.2	4.2	-1.3
X-ray and electromedical equipment.....	11	7905	5.2	0.1	0.0	0.0	0.1	1.4
Irradiation equipment.....	11	790512	9.0	0.0	0.0	0.0	0.0	0.8
Electromedical equipment, including diagnostic, therapeutic and patient monitoring equipment.....	11	790541	4.2	0.1	0.0	0.0	0.1	1.6
Miscellaneous electrical industrial apparatus.....	11	7929	0.1	0.0	0.0	0.2	-0.8	-0.9
Rectifying apparatus.....	11	792902	12.8	0.0	0.0	0.5	0.0	1.2
Other electrical equipment for industrial use, except for electronic circuitry.....	11	792904	-8.9	0.0	0.0	0.0	-1.6	-1.7
All other electrical equipment and components, except industrial.....	11	7939	1.2	0.2	0.0	0.1	0.0	0.0
All other electrical equipment and components, except industrial.....	11	793901	1.2	0.2	0.0	0.1	0.0	0.0
Miscellaneous instruments.....	11	8	9.7	0.2	0.6	0.5	0.3	2.4
Automatic environmental controls for monitoring residential, commercial, and appliance use.....	11	81	5.5	0.4	0.6	0.3	0.0	1.6
Automatic environmental controls for monitoring residential, commercial, and appliance use.....	11	8105	5.5	0.4	0.6	0.3	0.0	1.6
Automatic environmental controls for monitoring residential, commercial, and appliance use.....	11	810501	5.5	0.4	0.6	0.3	0.0	1.6
Industrial process control instruments.....	11	82	13.2	0.0	0.4	0.9	0.6	2.3
Industrial process control instruments.....	11	8201	13.2	0.0	0.4	0.9	0.6	2.3
Industrial process control instruments.....	11	820171	13.2	0.0	0.4	0.9	0.6	2.3
Fluid meters and counting devices.....	11	84	12.9	0.3	0.0	0.0	0.2	2.8
Fluid meters and counting devices.....	11	8401	12.9	0.3	0.0	0.0	0.2	2.8
Counting devices.....	11	840103	-	0.0	0.0	0.0	-	-
Motor vehicle indicating instruments.....	11	840104	-	1.0	0.0	0.0	-	-
Engineering and scientific instruments.....	11	85	7.8	0.3	0.0	1.4	0.9	2.7
Aeronautical, nautical, and navigational instruments.....	11	8501	5.8	0.5	0.0	0.8	1.4	1.0
Aeronautical, nautical, and navigational instruments.....	11	850111	5.8	0.5	0.0	0.8	1.4	1.0
Hospital beds and specialized hospital furniture.....	11	8504	-	0.0	0.0	2.8	0.0	-
Hospital beds and specialized hospital furniture.....	11	850404	-	0.0	0.0	2.8	0.0	-
Measuring instruments and lenses.....	11	86	6.2	0.0	0.2	0.1	0.2	1.5
Sighting, tracking, and fire-control equipment, optical type.....	11	8601	-0.6	0.0	0.0	0.0	0.0	-0.6
Sighting, tracking, and fire-control equipment, optical type.....	11	860111	-0.6	0.0	0.0	0.0	0.0	-0.6

See footnotes at end of table.

Table 7. Producer price index percentage changes for commodity and service groupings and individual items, not seasonally adjusted — Continued
[January 2023]

Title	Commodity code		Unadjusted 12-month percent change ¹	Unadjusted 1-month percent change ¹				
	Group code	Item code		Jan. 2022 to Jan. 2023 ^P	Aug. to Sept.	Sept. to Oct. ^P	Oct. to Nov. ^P	Nov. to Dec. ^P
All other miscellaneous optical instruments and lenses.....	11	8602	3.5	0.0	0.6	0.3	0.0	0.0
All other miscellaneous optical instruments and lenses.....	11	860211	3.5	0.0	0.6	0.3	0.0	0.0
Laboratory analytical instruments.....	11	8603	7.7	0.0	0.2	0.1	0.3	2.0
Laboratory analytical instruments.....	11	860311	7.7	0.0	0.2	0.1	0.3	2.0
Measuring & controlling devices, n.e.c.....	11	89	12.3	0.7	2.5	0.7	-0.1	3.3
Aircraft engine instruments.....	11	8901	7.5	2.7	0.0	0.0	0.0	0.0
Aircraft engine instruments.....	11	890199	7.5	2.7	0.0	0.0	0.0	0.0
Nuclear radiation detection & monitoring instruments.....	11	8904	10.8	0.0	0.0	2.6	0.0	3.3
Nuclear radiation detection & monitoring instruments.....	11	890499	10.8	0.0	0.0	2.6	0.0	3.3
Physical properties and kinematic testing equipment.....	11	8905	18.4	0.6	6.7	1.0	0.0	3.7
Physical properties and kinematic testing equipment.....	11	890599	18.4	0.6	6.7	1.0	0.0	3.7
Commercial, geophysical, meteorological, surveying, drafting & general-purpose instruments.....	11	8906	8.7	0.1	0.6	0.0	-0.2	4.0
Commercial, geophysical, meteorological & general-purpose instruments.....	11	890699	8.7	0.1	0.6	0.0	-0.2	4.0
Miscellaneous machinery.....	11	9	7.3	0.9	1.2	0.2	0.0	1.3
Oil field and gas field machinery.....	11	91	8.0	0.3	4.8	0.1	0.0	0.9
Oil and gas field drilling, surveying, and cementing machinery (except parts sold separately).....	11	9102	7.4	0.0	6.7	0.0	0.0	0.8
Oil and gas field drilling, surveying, and cementing machinery (except parts sold separately).....	11	910201	7.4	0.0	6.8	0.0	0.0	0.8
Oil field and gas field production machinery (except pumps and parts sold separately).....	11	9104	6.9	0.0	0.0	0.0	0.0	1.8
Oil field and gas field production machinery (except pumps and parts sold separately).....	11	910456	6.9	0.0	0.0	0.0	0.0	1.8
Parts and attachments for oil and gas field machinery and equipment.....	11	9106	12.6	2.3	4.1	0.9	0.0	0.0
Parts and attachments for oil and gas field drilling machinery and equipment.....	11	910602	12.5	3.6	6.2	0.0	0.0	0.0
Parts and attachments for oil and gas field production machinery and equipment.....	11	910604	12.7	0.0	0.4	2.7	0.0	0.0
Mining machinery and equipment.....	11	92	14.1	3.0	0.0	1.0	0.3	0.5
Mining machinery and equipment (except parts sold separately).....	11	9207	14.2	3.3	0.0	1.3	0.1	0.6
Underground mining machinery (except parts sold separately).....	11	920701	16.1	5.0	0.0	0.0	0.0	0.0
Crushing, pulverizing, & screening machinery (except parts sold separately).....	11	920702	7.7	0.0	0.0	4.6	0.0	0.0
Drills and other mining machinery (except parts sold separately).....	11	920703	13.7	0.5	0.0	0.0	0.9	1.8
Mineral processing & beneficiation machinery (except parts sold separately).....	11	920704	11.0	0.2	0.0	7.0	0.0	0.0
Parts and attachments for mining machinery and equipment (sold separately).....	11	9253	13.7	2.1	0.0	0.4	0.7	0.3
Parts and attachments for mining machinery and equipment (sold separately).....	11	925303	13.7	2.1	0.0	0.4	0.7	0.3
Office and store machines and equipment.....	11	93	0.8	0.0	0.0	0.0	0.0	0.0
Coin-operated machines and mechanisms.....	11	9309	0.9	0.0	0.0	0.0	0.0	0.0
Coin-operated machines and mechanisms.....	11	930910	0.9	0.0	0.0	0.0	0.0	0.0
Internal combustion engines.....	11	94	8.8	0.1	0.4	0.0	0.1	4.3
Diesel, semidiesel, and dual-fuel engines (except automotive).....	11	9407	13.9	0.0	0.0	0.0	0.0	6.1
Diesel, semidiesel, and dual-fuel engines (except automotive).....	11	940725	13.9	0.0	0.0	0.0	0.0	6.1
Diesel, semidiesel, and dual-fuel engines for automobiles, trucks, and buses.....	11	9408	5.4	0.1	-0.1	0.0	0.0	3.7
Diesel, semidiesel, and dual-fuel engines for automobiles, trucks, and buses.....	11	940811	5.4	0.1	-0.1	0.0	0.0	3.7
Parts & accessories for internal combustion engines, ex. aircraft & gasoline automotive engines.....	11	9413	10.6	0.2	1.6	0.0	0.0	4.5
Parts & accessories for internal combustion engines, ex. aircraft & gasoline automotive engines.....	11	941301	10.6	0.2	1.6	0.0	0.0	4.5
Machine shop products.....	11	95	6.9	2.2	0.5	0.3	-0.1	0.1
Machine shop products.....	11	9505	6.9	2.2	0.5	0.3	-0.1	0.1
Machine shop job work and job order repairs.....	11	950501	6.9	2.2	0.5	0.3	-0.1	0.1
Turbines and turbine generator sets.....	11	97	1.0	-0.7	0.1	0.2	0.3	0.3
Turbines and turbine generator sets (excluding parts).....	11	9701	1.0	-0.7	0.1	0.2	0.3	0.3
Steam, gas, and other turbines and turbine generators.....	11	970103	3.3	0.1	0.2	-0.1	0.2	0.2
Parts & accessories for turbines, turbine generators, and turbine generator sets.....	11	98	18.7	0.0	0.5	0.0	0.0	0.2
Parts & accessories for turbines, turbine generators, and turbine generator sets.....	11	9801	18.7	0.0	0.5	0.0	0.0	0.2

See footnotes at end of table.

Table 7. Producer price index percentage changes for commodity and service groupings and individual items, not seasonally adjusted — Continued
[January 2023]

Title	Commodity code		Unadjusted 12-month percent change ¹	Unadjusted 1-month percent change ¹				
	Group code	Item code		Jan. 2022 to Jan. 2023 ^P	Aug. to Sept.	Sept. to Oct. ^P	Oct. to Nov. ^P	Nov. to Dec. ^P
Parts & accessories for turbines, turbine generators, and turbine generator sets.....	11	980101	18.7	0.0	0.5	0.0	0.0	0.2
Furniture and household durables.....	12	—	7.9	0.5	0.1	0.7	0.4	0.3
Household furniture.....	12	1	7.7	0.1	-0.4	-0.2	0.5	0.7
Metal household furniture.....	12	11	7.5	-0.5	-2.6	-0.7	3.7	0.0
Metal household furniture.....	12	1101	7.5	-0.5	-2.6	-0.7	3.7	0.0
Metal household dining room and kitchen furniture.....	12	110102	11.3	-1.1	-6.0	-1.6	8.8	0.0
Other metal household furniture.....	12	110104	4.7	0.0	0.0	0.0	0.0	0.0
Metal household furniture, beds, nonupholstered.....	12	1101041	11.0	0.0	0.0	0.0	0.0	0.0
Wood household furniture (nonupholstered).....	12	12	7.4	0.2	-0.9	0.0	0.4	2.7
Wood household furniture (nonupholstered).....	12	1206	—	—	—	—	—	2.7
Wood living room furniture (nonupholstered).....	12	120602	5.7	0.5	-1.0	0.0	0.7	1.9
Wood dining room, outdoor, and ready-to-assemble furniture (nonupholstered).....	12	120603	—	—	—	—	—	6.3
Wood bedroom furniture, including infants' and children's, (nonupholstered).....	12	120605	5.7	0.3	-0.3	0.0	0.5	0.5
Custom nonupholstered wood household furniture sold direct, excl. kitchen cabinets and vanities.....	12	120607	—	0.0	-6.2	0.0	0.0	—
Upholstered household furniture.....	12	13	9.5	0.0	-0.1	0.5	0.3	0.0
Upholstered household furniture.....	12	1301	9.5	0.0	-0.1	0.5	0.3	0.0
Dual purpose sleep furniture, incl. convertible sofa.....	12	130123	13.8	0.0	0.0	0.7	0.0	0.0
Upholstered household furniture.....	12	130141	9.2	0.0	-0.1	0.5	0.3	-0.1
Upholstered household davenports, sofas, loveseats, and settees....	12	1301411	9.9	0.0	-0.1	0.7	0.4	-0.1
Upholstered household sectional sofa pieces.....	12	1301412	7.6	0.0	-0.1	0.1	0.3	-0.1
Upholstered household rocking chairs, including swivel rockers.....	12	1301413	10.0	0.0	0.0	0.5	1.9	0.0
Other upholstered household furniture, including custom.....	12	1301415	4.4	0.1	-0.2	0.4	0.3	0.2
Bedding.....	12	14	6.3	0.2	-0.1	-1.3	0.1	1.5
Bedding.....	12	1401	6.3	0.2	-0.1	-1.3	0.1	1.5
Innerspring mattresses, excluding crib size.....	12	140104	9.0	0.7	0.0	-0.5	0.0	3.0
Mattress foundations.....	12	140107	6.0	0.0	-0.7	-0.1	0.0	0.2
Mattresses, other types, including crib, foam, waterbed mattresses and mattress inserts.....	12	140114	10.5	0.0	0.0	0.0	0.4	2.1
Sleep system ensembles and mattresses, excluding conventional waterbeds.....	12	140122	-4.3	0.0	0.0	-7.4	0.0	0.0
Mattress and foundation sets.....	12	140134	1.2	0.0	0.0	-3.1	0.0	0.0
Metal porch, lawn, outdoor & casual furniture.....	12	15	16.5	2.2	1.6	3.1	0.0	0.0
Porch and lawn furniture.....	12	1501	16.5	2.2	1.6	3.1	0.0	0.0
Metal porch, lawn, outdoor & casual furniture.....	12	150112	16.5	2.2	1.6	3.1	0.0	0.0
Nonupholstered household furniture, except wood and metal.....	12	16	0.4	0.0	0.0	0.0	0.0	0.3
Nonupholstered household furniture, except wood and metal.....	12	1601	0.4	0.0	0.0	0.0	0.0	0.3
Nonupholstered household furniture, except wood and metal.....	12	160101	0.4	0.0	0.0	0.0	0.0	0.3
Commercial furniture.....	12	2	10.9	0.9	0.3	1.6	0.8	-0.5
Wood office furniture and store fixtures.....	12	21	11.0	0.2	0.6	0.6	0.2	0.2
Wood office furniture and store fixtures.....	12	2101	11.0	0.2	0.6	0.6	0.2	0.2
Wood office seating, including upholstered.....	12	210112	9.5	0.0	0.0	0.1	0.0	0.8
Wood office desks and extensions.....	12	210113	15.9	0.0	0.0	1.3	-0.1	0.0
Wood office files, storage units, and tables.....	12	210114	7.3	0.0	0.0	0.0	0.0	0.0
Wood office furniture, other types (incl. panel/desking systems).....	12	210116	5.2	0.0	0.0	0.0	0.0	0.0
Fixtures for stores, banks and offices.....	12	210161	11.5	0.3	0.8	0.6	0.2	0.2
Custom architectural woodwork, millwork, and fixtures.....	12	2101611	10.3	0.3	1.2	0.8	0.0	0.0
Wood lockers, partitions, and shelving (except custom).....	12	2101612	18.9	3.0	0.2	2.5	0.3	3.5
Wood furniture dimensions and nonwood furniture parts and frames..	12	2101615	21.2	0.0	-0.8	-0.7	3.7	0.4
Nonwood furniture and store fixtures.....	12	22	9.5	1.6	0.1	2.3	1.5	-1.3
Nonwood commercial storage units, files, and tables.....	12	2202	11.8	-1.3	0.7	0.8	0.9	1.3
Nonwood commercial storage units, files, and tables.....	12	220202	11.8	-1.3	0.7	0.8	0.9	1.3
Nonwood commercial furniture.....	12	2203	16.8	3.0	0.6	5.7	1.4	-0.2
Nonwood office seating.....	12	220325	7.9	8.0	3.2	-1.3	4.6	-0.3
Nonwood office furniture panel systems, and other nonwood office furniture.....	12	220326	21.6	1.1	-0.6	9.0	0.1	-0.2
Nonwood partitions and fixtures.....	12	2204	1.6	1.5	-0.6	-0.6	1.8	-3.5
Storage racks and accessories, except wood.....	12	220407	-14.9	0.0	0.0	0.0	-8.1	0.0
Fixtures (bank, office, and store) except wood.....	12	220409	17.1	0.6	1.4	0.4	3.2	1.2
Public building furniture.....	12	23	16.0	0.2	0.1	0.9	0.2	0.1

See footnotes at end of table.

Table 7. Producer price index percentage changes for commodity and service groupings and individual items, not seasonally adjusted — Continued
[January 2023]

Title	Commodity code		Unadjusted 12-month percent change ¹	Unadjusted 1-month percent change ¹				
	Group code	Item code		Jan. 2022 to Jan. 2023 ^P	Aug. to Sept.	Sept. to Oct. ^P	Oct. to Nov. ^P	Nov. to Dec. ^P
Public building furniture.....	12	2301	16.0	0.2	0.1	0.9	0.2	0.1
School furniture (except stone and concrete), excluding library furniture.....	12	230101	21.8	0.3	-0.5	0.9	0.0	0.2
Public building and related furniture, excluding school & restaurant furniture.....	12	230102	12.7	0.2	0.5	0.9	0.3	0.0
Commercial furniture and fixtures, n.e.c.....	12	24	12.0	-0.1	-0.1	2.8	0.2	0.2
Commercial furniture and fixtures, n.e.c.....	12	2401	12.0	-0.1	-0.1	2.8	0.2	0.2
Bar, bowling center, cafeteria, and restaurant furniture.....	12	240104	15.4	0.1	0.0	0.7	0.0	0.0
Other commercial and institutional furniture and fixtures, n.e.c.....	12	240108	10.1	-0.2	-0.1	4.2	0.4	0.3
Floor coverings.....	12	3	4.1	0.3	0.6	0.9	-2.3	0.0
Carpets and rugs.....	12	31	4.1	0.4	0.8	1.1	-2.8	0.0
Carpet and rugs.....	12	3101	4.1	0.4	0.8	1.1	-2.8	0.0
Carpet and rugs.....	12	310101	4.1	0.4	0.8	1.1	-2.8	0.0
Resilient floor coverings.....	12	32	4.0	0.0	0.0	0.0	0.0	0.0
Resilient floor coverings.....	12	3201	4.0	0.0	0.0	0.0	0.0	0.0
Resilient floor coverings.....	12	320170	4.0	0.0	0.0	0.0	0.0	0.0
Household appliances.....	12	4	8.2	-0.2	-0.1	-0.3	0.7	0.1
Major appliances.....	12	41	7.9	-0.1	-0.3	-0.4	0.9	0.0
Household cooking appliances.....	12	4101	11.2	-0.1	-0.9	-0.2	1.5	0.0
Electric household ranges, ovens (including microwave), surface cooking units, and equipment.....	12	410105	10.3	-0.7	-0.3	-0.2	1.2	0.2
Gas household ranges, ovens, surface cooking units and equipment.....	12	410139	11.2	-1.0	0.8	-1.6	1.7	-0.3
Other household ranges and cooking equipment, including outdoor equipment.....	12	410169	15.2	3.6	-5.3	2.2	2.2	0.0
Household refrigeration equipment.....	12	4103	7.6	-0.3	0.0	0.4	0.2	0.1
Household refrigerators, including refrigerator-freezer combinations.....	12	410329	8.9	0.4	-0.1	-0.2	0.2	0.1
Other major household appliances including room air-conditioners.....	12	4104	6.8	1.0	-0.3	-1.5	1.5	-0.3
Room air-conditioners.....	12	410445	-	-	-	-	-	-
Household vacuum cleaners, including parts and attachments.....	12	43	9.1	-0.4	0.0	0.0	0.0	0.0
Household vacuum cleaners and other floor care machines (including parts and attachments).....	12	4301	9.1	-0.4	0.0	0.0	0.0	0.0
Household vacuum cleaners and other floor care machines (including parts and attachments).....	12	430114	9.1	-0.4	0.0	0.0	0.0	0.0
Electric housewares and fans.....	12	44	9.4	-0.6	0.2	0.1	0.2	0.8
Parts and attachments for small electric household appliances, including fan parts.....	12	4403	2.3	0.0	0.0	0.0	0.0	0.0
Parts and attachments for small electric household appliances, including fan parts.....	12	440311	2.3	0.0	0.0	0.0	0.0	0.0
Small electric household appliances, including fans.....	12	4404	9.9	-0.6	0.2	0.1	0.2	0.8
Small electric household appliances, including fans.....	12	440401	9.9	-0.6	0.2	0.1	0.2	0.8
Portable residential lighting fixtures, including parts and accessories.....	12	45	11.3	0.0	1.8	0.6	0.6	0.4
Portable residential lighting fixtures, including parts and accessories.....	12	4501	11.3	0.0	1.8	0.6	0.6	0.4
Portable residential lighting fixtures, including parts and accessories.....	12	450135	11.3	0.0	1.8	0.6	0.6	0.4
Home electronic equipment.....	12	5	6.0	1.7	0.2	0.0	0.0	0.4
Speakers and commercial sound equipment.....	12	57	5.9	0.0	0.3	0.0	0.0	0.9
Speakers and commercial sound equipment.....	12	5707	5.9	0.0	0.3	0.0	0.0	0.9
Speakers and commercial sound equipment.....	12	570708	5.9	0.0	0.3	0.0	0.0	0.9
Other home electronic equipment.....	12	58	6.2	3.8	0.0	0.0	0.0	0.0
Other home electronic equipment, including television receivers and automotive A/V equipment.....	12	5803	6.3	3.8	0.0	0.0	0.0	0.0
All other consumer audio and video equipment, excluding TV receivers and automotive A/V equip.....	12	580301	6.2	3.8	0.0	0.0	0.0	0.0
Other household durable goods.....	12	6	5.0	0.9	0.3	1.1	1.1	1.7
Vitreous china, fine earthenware, and other pottery products.....	12	61	3.5	0.0	0.0	0.0	0.2	0.3
Vitreous china, porcelain, and earthenware table and kitchenware and other pottery products.....	12	6101	3.5	0.0	0.0	0.0	0.2	0.3
Vitreous china, porcelain, and earthenware (semivitreous) table and kitchenware.....	12	610104	7.5	0.0	0.0	0.0	0.0	1.6
All other pottery products (including china decorated for the trade).....	12	610105	1.6	0.0	0.0	0.0	0.4	0.1
Mirrors (decorated and undecorated).....	12	65	-26.6	0.0	0.0	0.0	0.0	-0.5
Mirrors (decorated and undecorated), made from purchased glass.....	12	6501	-26.6	0.0	0.0	0.0	0.0	-0.5
Mirrors (decorated and undecorated), made from purchased glass.....	12	650104	-26.6	0.0	0.0	0.0	0.0	-0.5
Lawn/garden equipment.....	12	66	14.3	0.6	0.2	-0.1	1.6	3.7

See footnotes at end of table.

Table 7. Producer price index percentage changes for commodity and service groupings and individual items, not seasonally adjusted — Continued
[January 2023]

Title	Commodity code		Unadjusted 12-month percent change ¹	Unadjusted 1-month percent change ¹				
	Group code	Item code		Jan. 2022 to Jan. 2023 ^P	Aug. to Sept.	Sept. to Oct. ^P	Oct. to Nov. ^P	Nov. to Dec. ^P
Parts and attachments for consumer lawn, garden, and snow equipment.....	12	6605	11.4	1.9	-0.7	-0.8	1.7	0.3
Parts and attachments for consumer lawn, garden, and snow equipment.....	12	660503	11.4	1.9	-0.7	-0.8	1.7	0.3
Consumer lawn, garden, and snow equipment.....	12	6607	14.4	0.2	0.4	0.1	1.6	4.1
Consumer lawn, garden, and snow equipment.....	12	660701	14.4	0.2	0.4	0.1	1.6	4.1
Consumer riding lawn, garden, and snow equipment.....	12	6607011	19.9	0.0	1.1	0.4	0.0	7.4
Consumer nonriding lawn, garden, and snow equipment.....	12	6607012	9.5	0.4	0.0	0.0	2.6	0.6
Cutlery, flatware (except precious), razors and razor blades.....	12	67	4.1	0.0	0.6	0.0	1.8	0.0
Cutlery, flatware (except precious), razors and razor blades.....	12	6701	4.1	0.0	0.6	0.0	1.8	0.0
Cutlery, scissors, shears, trimmers, and snips.....	12	670141	14.0	0.0	-0.6	0.0	8.5	0.0
Metal kitchen utensil, pots, and pans.....	12	68	6.8	0.0	0.0	0.0	0.0	0.0
Metal kitchen utensil, pots, and pans.....	12	6801	6.8	0.0	0.0	0.0	0.0	0.0
Stamped and spun kitchen utensils, aluminum.....	12	680101	-	-	-	-	-	-
Stamped and spun kitchen utensils, except aluminum.....	12	680102	-	0.0	0.0	0.0	0.0	-
Window shades, blinds, and accessories.....	12	69	25.0	4.5	0.6	8.5	0.0	0.6
Window shades, blinds, and accessories.....	12	6901	25.0	4.5	0.6	8.5	0.0	0.6
Window shades and window shade accessories and rollers.....	12	690101	31.0	5.1	1.0	13.3	0.0	0.0
Other shades and blinds, including curtain and drapery fixtures, poles, & rods.....	12	690103	-	-	-	-	-	-
Nonmetallic mineral products.....	13	-	11.7	0.5	0.3	0.4	0.2	2.2
Glass.....	13	1	7.7	0.0	1.1	0.7	-0.2	1.0
Flat glass.....	13	11	8.7	0.0	1.3	0.9	-0.2	0.6
Specialty glass.....	13	1107	5.9	0.3	1.3	1.0	0.0	0.5
Specialty glass.....	13	110703	5.9	0.3	1.3	1.0	0.0	0.5
Other glass products, made by flat glass producers.....	13	1107034	12.3	0.0	3.4	0.0	0.0	0.0
Flat glass (float, sheet, and plate process).....	13	1108	-	-	-	-	-	0.8
Flat glass (float, sheet, and plate process).....	13	110811	-	-	-	-	-	0.8
Other finished glassware.....	13	13	4.9	0.1	0.2	0.0	-0.1	2.4
Pressed and blown glassware.....	13	1301	4.9	0.1	0.2	0.0	-0.1	2.4
Machine-made pressed & blown table, kitchen, art, & novelty glassware.....	13	130116	6.2	0.0	0.3	0.0	0.0	3.7
All other machine-made pressed and blown glassware.....	13	130117	4.0	0.2	0.1	0.0	-0.2	1.5
Handmade pressed and blown glassware.....	13	130118	3.8	0.0	0.0	0.0	0.4	0.0
Concrete ingredients and related products.....	13	2	12.8	0.3	0.3	0.0	0.4	4.3
Construction sand, gravel, and crushed stone.....	13	21	11.0	0.2	-0.1	-0.1	0.5	3.0
Construction sand, gravel and crushed stone.....	13	2101	11.0	0.2	-0.1	-0.1	0.5	3.0
Construction sand and gravel (run of pit/bank, washed, screened, etc.)..	13	210120	9.8	-0.1	0.2	0.0	-0.2	3.6
Construction sand and gravel, Northeast.....	13	2101201	18.1	0.0	0.0	0.0	0.0	5.7
Construction sand and gravel, Midwest.....	13	2101202	14.4	-0.4	0.2	0.0	-0.4	5.3
Construction sand and gravel, West.....	13	2101204	7.9	0.0	0.3	0.0	-0.1	1.8
Crushed and broken stone.....	13	210121	11.5	0.4	-0.2	-0.2	0.8	2.7
Crushed and broken limestone.....	13	2101212	11.6	-0.1	-0.1	0.1	1.3	1.2
Crushed and broken granite.....	13	2101213	6.1	0.5	1.1	-1.8	-0.7	0.9
Bituminous limestone, sandstone, & other crushed & broken stone...	13	2101219	15.6	2.6	-2.5	0.1	0.1	10.9
Cement, hydraulic.....	13	22	17.6	0.7	1.4	0.4	0.1	7.7
Cement, hydraulic.....	13	2201	17.6	0.7	1.4	0.4	0.1	7.7
Cement, hydraulic.....	13	220161	17.6	0.7	1.4	0.4	0.1	7.7
Concrete products.....	13	3	14.8	0.8	0.4	0.9	0.8	1.8
Concrete block and brick.....	13	31	14.7	1.4	0.2	0.0	0.2	4.7
Structural concrete block.....	13	3111	15.7	1.5	0.5	0.0	0.2	4.6
Structural concrete block.....	13	311135	15.7	1.5	0.5	0.0	0.2	4.6
Structural concrete block, lightweight units (weighing less than 105 lb/cubic ft.) (dry weight).....	13	3111351	16.6	1.1	0.7	0.0	0.0	5.6
Structural concrete block, mediumweight units (weighing 105 - 124 lb/cubic ft.) (dry weight).....	13	3111352	13.6	2.1	0.5	0.0	0.4	3.4
Structural concrete block, normalweight units (weighing 125 lb or more/cubic ft.) (dry weight).....	13	3111353	15.9	1.7	0.2	0.0	0.5	4.2
Decorative concrete block.....	13	3121	13.7	1.2	-0.1	-0.1	0.1	4.6
Decorative concrete block (including screen, split, slump, shadowal block, etc.).....	13	312101	13.7	1.2	-0.1	-0.1	0.1	4.6
Concrete brick.....	13	3131	11.8	0.4	0.0	0.0	0.0	5.6
Concrete brick.....	13	313101	11.8	0.4	0.0	0.0	0.0	5.6

See footnotes at end of table.

Table 7. Producer price index percentage changes for commodity and service groupings and individual items, not seasonally adjusted — Continued
[January 2023]

Title	Commodity code		Unadjusted 12-month percent change ¹	Unadjusted 1-month percent change ¹				
	Group code	Item code		Jan. 2022 to Jan. 2023 ^P	Aug. to Sept.	Sept. to Oct. ^P	Oct. to Nov. ^P	Nov. to Dec. ^P
Concrete pavers.....	13	3141	14.2	1.5	0.0	0.0	0.1	4.4
Concrete pavers (including grid, interlocking, etc.).....	13	314101	14.2	1.5	0.0	0.0	0.1	4.4
Concrete pipe.....	13	32	21.4	2.8	0.5	1.9	2.6	1.7
Concrete pipe.....	13	3201	21.4	2.8	0.5	1.9	2.6	1.7
Concrete pipe.....	13	320108	21.4	2.8	0.5	1.9	2.6	1.7
Concrete storm sewer pipe.....	13	3201082	16.6	1.1	2.0	-1.6	2.1	2.7
Concrete pipe, except concrete culvert and storm sewer pipe.....	13	3201083	17.9	0.2	0.0	0.0	2.9	0.0
Ready-mix concrete.....	13	33	12.9	0.9	0.4	1.0	1.0	1.5
Ready-mix concrete.....	13	3301	12.9	0.9	0.4	1.0	1.0	1.5
Ready-mix concrete.....	13	330101	12.9	0.9	0.4	1.0	1.0	1.5
Northeast region ready-mix concrete.....	13	330101A	8.1	-0.7	2.0	0.3	1.1	-1.0
Midwest region ready-mix concrete.....	13	330101B	15.0	0.5	-0.4	3.5	1.8	4.7
South region ready-mix concrete.....	13	330101C	12.7	1.5	0.1	-0.4	1.0	2.1
West region ready-mix concrete.....	13	330101D	13.7	0.8	1.0	1.6	0.4	-0.9
Precast concrete products.....	13	34	12.6	0.3	0.8	0.3	0.4	1.8
Precast concrete products.....	13	3401	12.6	0.3	0.8	0.3	0.4	1.8
Precast concrete products.....	13	340106	12.6	0.3	0.8	0.3	0.4	1.8
Precast concrete slabs and tile, roof and floor units.....	13	3401061	7.5	4.4	0.5	0.0	0.1	0.0
Precast concrete architectural wall panels.....	13	3401062	17.2	-1.6	0.3	0.0	0.2	2.0
Burial vaults and boxes, precast concrete.....	13	3401063	9.8	0.0	0.6	0.3	0.0	5.0
Precast concrete products (excl burial vaults and boxes, slabs and tile, and arch. wall panels).....	13	3401064	12.9	-0.1	1.2	0.5	0.7	1.8
Prestressed concrete products.....	13	35	31.0	-0.6	-0.2	1.9	0.0	0.2
Prestressed concrete products.....	13	3501	31.0	-0.6	-0.2	1.9	0.0	0.2
Prestressed concrete products.....	13	350107	31.0	-0.6	-0.2	1.9	0.0	0.2
Prestressed concrete bridge beams and solid and hollow cored slabs and panels.....	13	3501071	40.4	-0.6	-0.3	3.1	-0.1	0.3
Prestressed concrete bridge beams.....	13	35010711	51.2	-1.2	-0.3	1.4	-0.2	0.0
Prestressed concrete solid and hollow cored slabs and panels.....	13	35010712	29.3	0.1	-0.4	5.3	0.0	1.0
Prestressed concrete products (excl bridge beams and solid and hollow cored slabs and panels).....	13	3501072	18.6	-0.5	0.0	0.1	0.1	0.2
Clay construction products ex. refractories.....	13	4	10.1	0.8	2.4	0.3	0.5	0.4
Brick and structural clay tile.....	13	42	12.9	0.0	6.2	0.0	0.0	0.7
Building or common brick.....	13	4201	13.0	0.0	6.5	0.0	0.0	0.7
Building or common brick.....	13	420101	13.0	0.0	6.5	0.0	0.0	0.7
Glazed brick and other brick (paving, floor, and sewer).....	13	4202	10.8	0.0	0.1	0.0	0.0	1.8
Glazed brick and other brick (paving, floor, and sewer).....	13	420201	10.8	0.0	0.1	0.0	0.0	1.8
Clay floor and wall tile, glazed and unglazed.....	13	44	7.2	1.8	-1.6	0.4	1.1	0.2
Clay floor and wall tile, glazed and unglazed (including quarry tile and ceramic mosaic tile).....	13	4401	7.2	1.8	-1.6	0.4	1.1	0.2
Clay floor and wall tile, glazed and unglazed (including quarry tile and ceramic mosaic tile).....	13	440131	7.2	1.8	-1.6	0.4	1.1	0.2
Structural clay products, n.e.c.....	13	45	7.8	0.4	0.0	2.5	0.5	0.0
Structural clay products, n.e.c.....	13	4501	7.8	0.4	0.0	2.5	0.5	0.0
All other structural clay products, excluding clay refractories.....	13	450199	6.8	0.5	0.0	0.0	0.6	0.0
Refractories.....	13	5	8.5	0.2	-0.5	0.3	1.6	1.8
Clay refractories.....	13	52	5.6	0.0	0.0	0.0	2.8	1.6
Clay refractories.....	13	5201	5.6	0.0	0.0	0.0	2.8	1.6
Clay refractories.....	13	520181	5.6	0.0	0.0	0.0	2.8	1.6
Nonclay refractories.....	13	53	11.0	0.3	-0.9	0.5	0.8	2.1
Nonclay refractories (excluding dead-burned magnesia).....	13	5301	11.0	0.3	-0.9	0.5	0.8	2.1
Nonclay refractories (excluding dead-burned magnesia).....	13	530112	11.0	0.3	-0.9	0.5	0.8	2.1
Asphalt felts and coatings.....	13	6	7.4	0.7	0.0	0.6	0.4	-2.7
Prepared asphalt and tar roofing and siding products.....	13	61	7.3	0.8	0.0	0.7	0.4	-3.2
Prepared asphalt and tar roofing and siding products.....	13	6101	7.3	0.8	0.0	0.7	0.4	-3.2
Prepared asphalt and tar roofing and siding products.....	13	610131	7.3	0.8	0.0	0.7	0.4	-3.2
Asphalt smooth-surfaced roll roofing and cap sheets, organic and fiberglass base.....	13	6101311	14.4	0.0	0.8	0.0	0.3	-1.9
Asphalt mineral-surfaced roll roofing and cap sheets, organic and fiberglass base.....	13	6101312	15.6	0.5	1.1	-0.1	0.4	0.4
Other prepared asphalt and tar products for roofing and siding.....	13	6101317	8.6	0.3	0.8	0.1	-0.1	-0.4
Roofing asphalts, pitches, coatings, and cement.....	13	62	6.3	0.0	0.0	0.0	0.0	0.0

See footnotes at end of table.

Table 7. Producer price index percentage changes for commodity and service groupings and individual items, not seasonally adjusted — Continued
[January 2023]

Title	Commodity code		Unadjusted 12-month percent change ¹	Unadjusted 1-month percent change ¹				
	Group code	Item code		Jan. 2022 to Jan. 2023 ^P	Aug. to Sept.	Sept. to Oct. ^P	Oct. to Nov. ^P	Nov. to Dec. ^P
Roofing asphalts, pitches, coatings, and cement.....	13	6201	6.3	0.0	0.0	0.0	0.0	0.0
Roofing asphalts, pitches, coatings, and cement.....	13	620121	6.3	0.0	0.0	0.0	0.0	0.0
Gypsum products.....	13	7	10.7	0.3	-0.3	0.4	-0.1	0.0
Gypsum products.....	13	71	10.7	0.3	-0.3	0.4	-0.1	0.0
Gypsum products.....	13	7101	10.7	0.3	-0.3	0.4	-0.1	0.0
Gypsum building materials.....	13	710102	11.1	0.4	-0.4	0.4	-0.2	0.0
Other gypsum products.....	13	710116	8.4	0.0	0.0	0.0	0.0	0.0
Glass containers.....	13	8	5.7	0.0	0.0	2.3	0.0	2.4
Glass containers.....	13	81	5.7	0.0	0.0	2.3	0.0	2.4
Glass containers (including value of packaging).....	13	8101	5.7	0.0	0.0	2.3	0.0	2.4
Glass containers (including value of packaging).....	13	810104	5.7	0.0	0.0	2.3	0.0	2.4
Other nonmetallic minerals.....	13	9	12.1	0.7	-0.1	-0.3	-0.5	3.7
Insulation materials.....	13	92	9.6	0.5	-0.2	0.3	0.2	0.3
Mineral wool for thermal and acoustical envelope insulation.....	13	9201	8.7	0.1	-0.3	0.4	0.4	-0.5
Mineral wool for thermal and acoustical envelope insulation.....	13	920105	8.7	0.1	-0.3	0.4	0.4	-0.5
Mineral wool for industrial, equipment, and appliance insulation.....	13	9202	10.9	1.6	0.0	0.1	-0.4	1.5
Mineral wool for industrial, equipment, and appliance insulation.....	13	920201	10.9	1.6	0.0	0.1	-0.4	1.5
Paving mixtures and blocks.....	13	94	14.7	-0.1	-0.7	-0.8	-2.3	7.9
Paving mixtures and blocks.....	13	9401	14.7	-0.1	-0.7	-0.8	-2.3	7.9
Paving mixtures and blocks.....	13	940113	14.7	-0.1	-0.7	-0.8	-2.3	7.9
Emulsified asphalt, including liquid additives.....	13	940113A	20.4	-0.7	-0.7	-1.2	-1.4	-0.2
Other liquid asphalt and tar paving materials, including cut-backs.....	13	940113B	35.5	0.5	0.4	-1.0	-3.9	-1.3
Asphalt and tar paving mixtures (excluding liquid).....	13	940113C	16.3	0.0	-0.9	-0.7	-2.6	20.2
Cut stone and stone products.....	13	95	8.6	0.6	0.1	0.0	0.0	0.0
Cut stone and stone products.....	13	9501	8.6	0.6	0.1	0.0	0.0	0.0
Dressed dimension granite (including gneiss, syenite, diorite, and cut granite).....	13	950111	9.4	0.2	0.0	0.0	0.0	0.0
Dressed dimension limestone (including dolomite, travertine, calcareous, tufa, & cut limestone).....	13	950121	-	0.0	0.0	0.0	0.0	-
Dressed dimension marble and other stone.....	13	950151	10.0	1.8	0.3	0.0	0.0	0.0
Gaskets, packing, and sealing devices.....	13	98	8.4	0.0	0.7	0.0	1.0	2.4
Gaskets and gasketing material.....	13	9801	6.1	0.0	1.3	0.0	0.6	2.0
Nonmetallic gaskets and gasketing.....	13	980111	10.3	0.0	0.0	0.0	1.1	3.5
Metallic gaskets and machined seals.....	13	980112	1.6	0.0	2.7	0.0	0.0	0.2
Packing and sealing.....	13	9802	11.3	0.0	0.0	0.0	1.5	3.0
Compression packing.....	13	980211	4.5	0.0	0.0	0.0	0.0	3.4
Molded packing and sealing devices.....	13	980212	11.4	0.0	0.0	0.0	0.8	1.0
Rotary oil seals.....	13	980214	14.5	0.0	0.0	0.0	7.5	3.3
Nonmetallic minerals and products, n.e.c.....	13	99	13.2	2.2	0.2	-0.2	0.1	2.2
Clay and stone mining and quarrying.....	13	9902	11.1	0.4	0.3	-0.4	0.2	1.4
Ground or treated minerals and earths.....	13	990209	10.4	0.0	0.4	-0.4	0.4	0.1
Treated lightweight aggregate and crushed slag, minerals and earths.....	13	9902094	9.3	0.0	0.0	0.0	0.0	0.0
Other minerals and earths, treated.....	13	9902096	-3.1	-2.1	0.1	0.4	1.0	0.1
Dimension stone mining and quarrying.....	13	990211	14.9	0.0	0.0	0.0	0.0	10.5
Clay, excluding kaolin and ball clay.....	13	990214	12.2	-0.1	0.6	0.0	0.0	0.9
Bentonite.....	13	990214C	13.3	0.0	0.8	0.0	0.0	2.0
All other nonmetallic minerals, including talc and gypsum.....	13	990299	10.4	2.3	-0.4	-0.8	0.0	2.5
All other nonmetallic mineral products.....	13	9903	13.1	0.3	0.2	0.0	0.0	3.4
Dry-mixed concrete materials (prepackaged sand, gravel, mortar, and cement premixes).....	13	990312	-	0.3	0.0	0.0	0.0	-
Other nonmetallic mineral products.....	13	990319	10.6	0.2	0.9	0.0	0.2	3.8
Transportation equipment.....	14	-	4.5	0.2	0.5	0.1	0.2	0.5
Motor vehicles and equipment.....	14	1	4.5	0.2	0.7	0.0	0.2	0.4
Motor vehicles.....	14	11	4.7	0.1	1.1	0.1	0.4	0.4
Passenger cars and chassis.....	14	1101	2.6	0.0	0.1	0.0	0.0	0.4
Passenger cars and chassis.....	14	110131	2.6	0.0	0.1	0.0	0.0	0.4
Motorcycles, including three-wheel motorbikes, motorscooters, mopeds, and parts.....	14	1104	3.1	2.0	0.0	0.0	0.2	0.5
Motorcycles, including three-wheel motorbikes, motorscooters, mopeds, and parts.....	14	110401	3.1	2.0	0.0	0.0	0.2	0.4
Trucks, truck tractors, & bus chassis 14,000 lb or less, incl. minivans & suvs.....	14	1105	7.0	0.1	2.2	0.2	0.7	0.4

See footnotes at end of table.

Table 7. Producer price index percentage changes for commodity and service groupings and individual items, not seasonally adjusted — Continued
 [January 2023]

Title	Commodity code		Unadjusted 12-month percent change ¹	Unadjusted 1-month percent change ¹				
	Group code	Item code		Jan. 2022 to Jan. 2023 ^P	Aug. to Sept.	Sept. to Oct. ^P	Oct. to Nov. ^P	Nov. to Dec. ^P
Trucks, truck tractors, & bus chassis 14,000 lb or less, incl. minivans & suvs.....	14	110571	7.0	0.1	2.2	0.2	0.7	0.4
Trucks, over 14,000 lbs GVW.....	14	1106	2.3	0.0	0.0	0.1	0.0	0.1
Trucks, over 14,000 lbs GVW.....	14	110684	2.3	0.0	0.0	0.1	0.0	0.1
Buses, including military and firefighting vehicles (chassis of own manufacture).....	14	1106843	7.9	0.0	0.0	0.1	0.0	0.2
Motor vehicles parts.....	14	12	3.3	0.3	-0.1	-0.1	0.1	0.5
Motor vehicles parts.....	14	1205	3.3	0.3	-0.1	-0.1	0.1	0.5
Gasoline engines and engine parts, excl. carburetors, pistons, and valves.....	14	120501	2.4	-0.1	0.2	0.6	0.0	0.0
Motor vehicle steering and suspension parts.....	14	120502	-2.6	0.3	1.7	0.0	0.5	-2.1
Motor vehicle transmission and power train.....	14	120503	3.8	0.0	0.1	-0.2	0.0	0.5
Motor vehicle drive train components, except wheels and brakes, new.....	14	1205031	3.8	0.0	0.1	-0.2	0.0	0.5
Motor vehicle transmissions except auxiliary and parts, new.....	14	12050310	5.0	0.0	0.2	0.0	0.0	3.7
Parts for manual and automatic transmissions, new.....	14	12050313	15.6	0.0	-0.1	-0.5	0.0	0.7
Other motor vehicle drive train components, except wheels and brakes, new.....	14	12050315	-0.7	-0.1	-0.3	-0.9	0.0	-0.4
Motor vehicle drive train components, rebuilt.....	14	1205033	6.3	0.0	1.8	0.0	0.0	0.4
Motor vehicle brake systems.....	14	120504	8.0	0.1	-1.3	-0.1	-0.3	0.6
Motor vehicle brake parts and assemblies, new.....	14	1205041	8.4	0.1	-1.5	-0.1	-0.3	0.6
Motor vehicle drum brake assemblies and parts, new.....	14	1205041A	15.0	0.0	4.5	0.9	-1.4	-0.7
Other motor vehicle brake parts and assemblies, new.....	14	1205041B	15.9	0.3	1.6	-0.7	0.1	0.7
Motor vehicle disc brake assemblies and parts, new.....	14	1205041C	-1.5	-0.1	-7.9	-0.1	-0.1	1.8
Filters for internal combustion engines and motor vehicles.....	14	120505	10.2	0.0	0.0	1.0	0.0	0.0
Other motor vehicle parts.....	14	120508	5.5	0.1	0.2	-0.1	0.2	2.5
Vehicle seating and interior trim.....	14	120511	3.3	0.4	0.9	-0.8	0.1	0.8
Automobile trimmings.....	14	1205111	4.2	0.0	3.2	0.0	0.1	0.5
Seats for public conveyance and aircraft.....	14	1205113	2.9	0.6	0.0	-0.5	0.2	0.5
Motor vehicle air conditioning systems and compressors.....	14	120512	-0.5	0.0	-0.8	0.0	0.0	0.0
Carburetors, pistons, piston rings, and valves.....	14	120513	6.0	1.7	-0.1	-0.2	0.0	1.2
Motor vehicle electrical and electronic equipment.....	14	120514	3.4	2.0	-0.1	-0.1	0.0	0.4
Vehicular lighting equipment.....	14	1205141	2.6	0.1	0.3	0.0	0.0	0.6
Other motor vehicle electrical and electronic equipment.....	14	1205142	3.6	2.4	-0.2	-0.2	0.0	0.4
Battery charging alternators, generators, and regulators.....	14	12051422	-0.1	-0.5	-0.6	0.1	0.0	0.1
Parts for electrical and electronic engine equipment.....	14	12051424	-1.6	2.3	-0.4	-3.4	0.0	-0.3
All other miscellaneous non-engine electrical and electronic equipment.....	14	12051425	2.7	2.7	-0.1	0.0	0.0	0.8
All other miscellaneous complete engine electrical equipment, including spark plugs.....	14	12051426	4.2	2.2	-0.5	0.2	0.0	-0.2
Truck and bus bodies.....	14	13	13.1	0.4	1.7	0.0	0.1	1.0
Truck and bus bodies sold separately.....	14	1301	12.7	-0.2	1.3	-0.1	0.0	1.5
Other truck and vehicle bodies, sold separately.....	14	13015	12.9	-0.4	3.0	-0.1	0.0	1.5
Dump truck bodies, sold separately.....	14	130151	4.3	-3.2	0.3	-0.9	0.0	0.0
All other truck and vehicle bodies, sold separately.....	14	130152	14.4	0.0	3.3	0.0	0.0	2.3
Service truck bodies, sold separately.....	14	130153	14.9	0.4	4.5	0.0	0.1	0.0
Complete vehicles on purchased chassis.....	14	1302	12.8	1.1	2.0	0.1	0.1	-0.2
Buses and firefighting vehicles, complete, produced on purchased chassis.....	14	13027	2.2	0.0	0.0	0.4	0.4	0.0
Buses and firefighting vehicles, complete, produced on purchased chassis.....	14	130275	2.2	0.0	0.0	0.4	0.4	0.0
Other trucks and vehicles, complete, produced on purchased chassis.....	14	13029	-	1.3	2.5	0.1	0.1	-
Other trucks and vehicles, complete, produced on purchased chassis, except upfitting trucks.....	14	130294	14.5	1.7	3.2	0.1	0.1	-0.6
Truck trailers.....	14	14	9.6	0.1	0.2	-0.1	0.0	-1.3
Truck trailers.....	14	1406	9.6	0.1	0.2	-0.1	0.0	-1.3
Truck trailers and chassis, axle rating 10,000 lb or more.....	14	140602	8.7	0.1	0.1	-0.1	0.1	-1.4
Truck trailers and chassis, axle rating less than 10,000 lb.....	14	140603	16.2	0.0	0.7	-0.2	-0.2	0.1
Motor homes, built on purchased chassis.....	14	15	2.4	0.2	0.7	0.0	0.0	0.0
Motor homes, built on purchased chassis.....	14	1501	2.4	0.2	0.7	0.0	0.0	0.0
Motor homes, built on purchased chassis.....	14	150101	2.4	0.2	0.7	0.0	0.0	0.0
Travel trailers and campers.....	14	16	5.0	1.1	0.6	0.1	0.0	0.0
Travel trailers.....	14	1601	5.1	1.1	0.8	0.1	0.0	0.0
Travel trailers.....	14	160101	5.1	1.1	0.8	0.1	0.0	0.0
Conventional travel trailers.....	14	1601016	6.5	1.7	1.2	0.1	0.0	0.0
Camping trailers, campers, pick-up covers, and parts.....	14	1602	4.8	1.5	0.0	0.1	0.0	0.0
Camping trailers, campers, pick-up covers, and parts.....	14	160201	4.8	1.5	0.0	0.1	0.0	0.0

See footnotes at end of table.

Table 7. Producer price index percentage changes for commodity and service groupings and individual items, not seasonally adjusted — Continued
[January 2023]

Title	Commodity code		Unadjusted 12-month percent change ¹	Unadjusted 1-month percent change ¹				
	Group code	Item code		Jan. 2022 to Jan. 2023 ^P	Aug. to Sept.	Sept. to Oct. ^P	Oct. to Nov. ^P	Nov. to Dec. ^P
Other parts and components, excluding appliances and furnishings...	14	1602013	5.8	2.1	0.0	0.0	0.0	0.0
Truck campers, caps, box covers, and folddown camping trailers.	14	1602014	3.1	-	-	0.1	0.0	0.0
Aircraft and aircraft equipment	14	2	4.5	0.4	0.2	0.1	0.3	0.6
Aircraft	14	21	5.2	0.0	0.3	0.2	0.4	0.5
Civilian aircraft	14	2102	6.3	0.3	0.4	0.3	0.6	0.7
Civilian aircraft	14	210206	6.3	0.3	0.4	0.3	0.6	0.7
Military aircraft	14	2104	2.8	-0.7	0.0	0.0	0.0	0.0
Military aircraft	14	210401	2.8	-0.7	0.0	0.0	0.0	0.0
Aircraft engine and engine parts	14	23	4.9	0.3	0.0	0.0	0.4	0.7
Aircraft engine and engine parts	14	2301	4.9	0.3	0.0	0.0	0.4	0.7
Aircraft engine and engine parts	14	230101	4.9	0.3	0.0	0.0	0.4	0.7
Aeronautical services on aircraft engines	14	2301015	13.5	0.6	0.0	0.0	0.0	3.1
Aircraft engine parts and accessories	14	2301017	3.0	0.3	0.1	0.1	0.8	0.4
Parts and accessories for military aircraft engines	14	23010175	1.5	0.3	0.3	0.0	0.0	0.0
Parts and accessories for civilian aircraft engines	14	23010177	3.4	0.3	0.0	0.1	1.0	0.5
Other aircraft parts and equipment	14	25	2.6	1.4	0.0	0.1	0.0	0.9
Other aircraft parts and equipment	14	2501	2.6	1.4	0.0	0.1	0.0	0.9
Aircraft propellers and helicopter rotors	14	250102	5.7	4.4	0.0	0.1	0.1	0.2
Aircraft parts and auxiliary equipment	14	250103	2.4	1.2	0.0	0.1	0.0	1.0
Aircraft landing gear for civilian and military aircraft	14	2501032	14.6	2.9	0.0	0.0	0.0	10.9
Other aircraft subassemblies and parts for military aircraft	14	2501033	0.3	0.0	0.0	0.0	0.1	0.3
Other aircraft subassemblies and parts for civilian aircraft	14	2501034	3.3	2.2	0.0	0.1	-0.1	0.6
Ships and boats	14	3	3.9	-0.1	0.1	0.1	0.3	0.3
Ships	14	31	1.3	-0.3	0.0	0.0	0.3	0.3
Military self-propelled ships, new construction	14	3102	-0.6	-0.6	0.0	0.0	0.1	0.4
Military self-propelled ships, new construction	14	310201	-0.6	-0.6	0.0	0.0	0.1	0.4
Nonmilitary self-propelled ships, new construction	14	3103	4.2	0.5	0.0	0.0	-0.7	0.0
Nonmilitary self-propelled ships, new construction	14	310301	4.2	0.5	0.0	0.0	-0.7	0.0
Boats	14	32	9.5	0.3	0.4	0.2	0.3	0.4
Outboard motorboats, including commercial and military (except sailboats and lifeboats)	14	3201	11.8	0.7	0.4	0.1	0.3	0.1
Outboard motorboats, wood or metal, incl. comm. and military (exc. sailboats and lifeboats)	14	320107	13.2	1.1	0.2	0.2	0.2	0.2
Outboard motorboats, plastics/fiberglass, incl. comm. and mil. (exc. sailboats and lifeboats)	14	320108	10.6	0.2	0.7	0.0	0.4	0.1
Inboard motorboats, including commercial and military (except sailboats and lifeboats)	14	3202	7.7	-0.1	0.8	0.6	0.5	-0.8
Inboard cabin cruisers, including commercial and military (except sailboats and lifeboats)	14	320206	8.9	0.0	0.0	1.0	1.2	0.0
Other inboard motorboats, including commercial and military (except sailboats and lifeboats)	14	320207	5.4	-0.2	1.4	0.3	0.0	-2.6
Inboard-outdrive boats, including commercial and military (except sailboats and lifeboats)	14	3203	4.2	0.0	0.0	0.0	0.0	0.0
All other inboard-outdrive boats, incl. comm. and military (except sailboats and lifeboats)	14	320310	3.1	0.0	0.0	0.0	0.0	0.0
All other boats (excluding military and commercial)	14	3204	12.1	0.0	0.0	0.0	0.0	6.7
All other boats (excluding military and commercial)	14	320406	12.1	0.0	0.0	0.0	0.0	6.7
Railroad equipment	14	4	1.1	0.3	0.0	0.1	0.0	0.0
Railroad cars and locomotives	14	44	-	0.1	0.0	0.0	0.0	0.0
Railroad cars and locomotives	14	4401	-	0.1	0.0	0.0	0.0	0.0
Railroad cars	14	440102	0.0	0.0	0.0	0.0	0.0	0.0
Railway maintenance of way equipment and parts	14	45	-	1.4	0.2	0.7	0.2	0.2
Railway maintenance of way equipment and parts	14	4501	5.4	1.4	0.2	0.7	0.2	0.2
Air brake and other brake equipment	14	450101	0.9	0.0	0.0	0.0	0.0	0.9
Railway maintenance of way & all other railroad and streetcar equipment, parts and accessories	14	450102	5.7	1.6	0.3	0.7	0.2	-0.1
Transportation equipment, n.e.c.	14	9	6.6	0.0	0.2	0.0	-0.2	2.2
Transportation equipment, n.e.c.	14	91	6.6	0.0	0.2	0.0	-0.2	2.2
Other transportation equipment, incl. golf carts, vehicle trailers, and all-terrain vehicles	14	9111	6.6	0.0	0.2	0.0	-0.2	2.2
Automobile and light truck trailers	14	911104	2.7	0.2	0.0	0.0	-0.6	0.0
All other miscellaneous transportation equipment, including all-terrain vehicles	14	911105	10.2	-0.2	0.3	0.0	0.0	4.0
All-terrain vehicles and parts	14	9111051	12.7	0.0	0.1	0.0	-0.1	6.7

See footnotes at end of table.

Table 7. Producer price index percentage changes for commodity and service groupings and individual items, not seasonally adjusted — Continued
[January 2023]

Title	Commodity code		Unadjusted 12-month percent change ¹	Unadjusted 1-month percent change ¹				
	Group code	Item code		Jan. 2022 to Jan. 2023 ^P	Aug. to Sept.	Sept. to Oct. ^P	Oct. to Nov. ^P	Nov. to Dec. ^P
All other miscellaneous transportation equipment and parts.	14	9111052	9.7	-0.6	0.6	0.0	0.2	2.8
Miscellaneous products.	15	—	8.2	0.2	0.1	0.9	0.2	1.2
Toys, sporting goods, small arms, etc.	15	1	9.7	-0.3	0.2	1.5	1.2	0.9
Toys, games, and children's vehicles.	15	11	1.2	0.0	1.2	0.0	0.0	0.3
Toys, games, and children's vehicles.	15	1101	1.2	0.0	1.2	0.0	0.0	0.3
Nonelectronic games and puzzles (excl. toys), and electronic toys (incl. parts).	15	110152	-0.4	0.0	0.0	0.0	0.0	0.0
Nonelectronic games and puzzles, including parts.	15	1101521	-0.4	0.0	0.0	0.0	0.0	0.0
Other nonelectronic toys, including parts.	15	110154	4.2	0.0	4.2	0.0	0.0	0.0
Models, science & craft kits/supply, & collectors' miniatures.	15	110155	1.9	0.0	0.3	0.0	0.0	0.5
Sporting and athletic goods.	15	12	15.6	-0.5	0.2	2.5	2.1	0.7
Sporting and athletic goods.	15	1201	15.6	-0.5	0.2	2.5	2.1	0.7
Golf equipment, excluding apparel and shoes.	15	120127	37.2	-1.3	0.1	5.5	5.4	0.4
Bicycles, adult tricycles, unicycles and parts.	15	120182	2.2	0.0	0.0	1.0	0.4	0.0
Playground equipment.	15	120185	12.4	0.0	1.3	2.9	0.0	2.2
Gymnasium and exercise equipment.	15	120192	4.9	0.0	0.0	0.0	0.0	0.0
Other sporting and athletic goods.	15	120193	4.1	0.0	0.0	0.5	0.0	1.2
Small arms and ammunition.	15	13	2.3	0.0	0.0	0.1	0.0	1.4
Small arms.	15	1301	0.4	0.0	0.0	0.1	0.0	0.3
Single barrel shotguns, other small firearms n.e.c., and parts & attachments for small arms.	15	130128	0.8	0.0	0.0	0.0	0.0	0.5
Small arms ammunition.	15	1302	5.7	0.0	0.0	0.0	0.0	3.3
Small arms cartridges and shells.	15	130281	—	0.0	0.0	0.0	0.0	—
Tobacco products, incl. stemmed & redried.	15	2	10.7	0.7	0.0	1.8	0.0	1.5
Cigarettes, excluding electronic.	15	21	11.3	0.8	0.0	1.9	0.0	1.7
Cigarettes, excluding electronic.	15	2101	11.3	0.8	0.0	1.9	0.0	1.7
Cigarettes, excluding electronic.	15	210105	11.3	0.8	0.0	1.9	0.0	1.7
Stemmed and redried tobacco.	15	24	4.3	0.0	1.0	1.6	0.0	1.6
Stemmed and redried tobacco.	15	2402	4.3	0.0	1.0	1.6	0.0	1.6
Stemmed and redried tobacco.	15	240208	4.3	0.0	1.0	1.6	0.0	1.6
Tobacco, unstemmed leaf, redried before packing.	15	2402081	4.0	0.0	0.2	3.1	0.0	0.5
Tobacco, stemmed.	15	2402084	—	0.0	1.8	0.0	0.0	—
Other tobacco products.	15	25	7.8	0.2	0.0	1.0	0.0	0.2
Other tobacco products.	15	2501	7.8	0.2	0.0	1.0	0.0	0.2
Other tobacco products.	15	250101	7.8	0.2	0.0	1.0	0.0	0.2
Cigars.	15	2501011	1.0	0.0	0.0	0.0	0.0	0.0
Chewing and smoking tobacco.	15	2501014	8.8	0.0	0.0	1.3	0.0	0.3
Notions.	15	3	7.2	0.0	0.0	0.0	0.3	0.0
Fasteners, zippers, buttons, needles, pins, and buckles.	15	32	7.2	0.0	0.0	0.0	0.3	0.0
Fasteners, zippers, buttons, needles, pins, and buckles.	15	3201	7.2	0.0	0.0	0.0	0.3	0.0
Fasteners, zippers, buttons, needles, pins, and buckles (except precious metal).	15	320100	7.2	0.0	0.0	0.0	0.3	0.0
Photographic equipment and supplies.	15	4	9.9	0.7	-3.9	2.4	-0.9	3.8
Photographic and photocopying equipment.	15	41	—	0.0	0.0	—	—	—
Photographic and photocopying equipment.	15	4107	—	0.0	0.0	—	—	—
Photographic and photocopying equipment.	15	410701	—	0.0	0.0	—	—	—
Photographic supplies.	15	42	11.6	0.9	-5.2	3.2	-1.2	4.9
Photographic supplies.	15	4206	11.6	0.9	-5.2	3.2	-1.2	4.9
Photographic supplies.	15	420601	11.6	0.9	-5.2	3.2	-1.2	4.9
Prepared photographic chemicals.	15	4206011	4.3	0.8	-0.1	0.6	-0.6	0.0
Photographic sensitized film, plates, paper, & cloth.	15	4206012	14.5	0.9	-6.6	4.0	-1.4	7.0
Photographic sensitized film, plates, paper, & cloth, silver-halide-type (excl X-ray).	15	42060121	14.4	0.1	—	—	-2.8	8.4
Photographic sensitized film, plates, paper & cloth, other than silver-halide-type (incl X-ray).	15	42060122	8.9	1.9	0.4	-0.1	0.4	0.0
Mobile homes.	15	5	3.2	-0.9	-0.8	-0.3	0.0	-1.3
Manufactured homes (mobile homes), all sizes (incl. multisection).	15	53	3.2	-0.9	-0.8	-0.3	0.0	-1.3
Manufactured mobile homes and nonresidential mobile buildings.	15	5303	3.2	-0.9	-0.8	-0.3	0.0	-1.3
Manufactured homes (mobile homes), all width sizes (incl. multisection).	15	530301	3.2	-0.9	-0.8	-0.3	0.0	-1.3
Medical, surgical & personal aid devices.	15	6	4.3	0.3	0.3	0.0	0.3	1.3

See footnotes at end of table.

Table 7. Producer price index percentage changes for commodity and service groupings and individual items, not seasonally adjusted — Continued
[January 2023]

Title	Commodity code		Unadjusted 12-month percent change ¹	Unadjusted 1-month percent change ¹				
	Group code	Item code		Jan. 2022 to Jan. 2023 ^P	Aug. to Sept.	Sept. to Oct. ^P	Oct. to Nov. ^P	Nov. to Dec. ^P
Surgical and medical instruments.....	15	62	5.0	0.8	0.4	0.1	0.1	1.8
Surgical and medical instruments.....	15	6201	5.0	0.8	0.4	0.1	0.1	1.8
Surgical and medical instruments.....	15	620103	5.0	0.8	0.4	0.1	0.1	1.8
Surgical and medical catheters.....	15	6201031	1.4	0.0	0.0	0.0	0.0	0.0
Orthopedic and surgical instruments.....	15	6201033	5.4	0.1	0.0	0.1	0.1	0.4
Other surgical and medical apparatus and instruments, excluding parts.....	15	6201037	6.9	1.3	-0.2	-0.2	0.3	4.9
Parts for surgical and medical apparatus and instruments.....	15	6201038	2.0	0.4	1.7	0.0	0.0	0.5
Medical and surgical appliances and supplies.....	15	63	2.6	0.0	0.3	0.2	0.1	1.0
Medical and surgical appliances and supplies.....	15	6301	2.6	0.0	0.3	0.2	0.1	1.0
Medical and surgical appliances and supplies.....	15	630104	2.6	0.0	0.3	0.2	0.1	1.0
Other orthopedic and prosthetic appliances.....	15	6301042	1.2	0.0	0.0	0.0	0.0	0.7
All other surgical and medical items.....	15	6301044	3.5	0.0	0.4	0.2	0.1	1.5
Ophthalmic goods.....	15	64	5.3	0.0	0.0	0.0	0.7	0.8
Ophthalmic goods.....	15	6401	5.3	0.0	0.0	0.0	0.7	0.8
Dental equipment and supplies.....	15	65	—	-1.3	0.4	-1.1	1.7	—
Dental equipment and supplies.....	15	6501	—	-1.3	0.4	-1.1	1.7	—
Dental equipment and supplies.....	15	650107	—	-1.3	0.4	-1.1	1.7	—
Professional dental equipment and supplies.....	15	6501071	—	0.0	0.0	0.0	1.7	—
Professional dental equipment.....	15	65010711	—	0.0	0.0	0.0	3.7	—
Professional dental supplies.....	15	65010712	—	0.0	0.0	0.0	0.0	—
Other industrial safety equipment.....	15	7	11.0	0.0	3.7	0.0	0.0	0.2
Personal safety equipment and clothing.....	15	71	11.0	0.0	3.7	0.0	0.0	0.2
Personal safety equipment and clothing.....	15	7108	11.0	0.0	3.7	0.0	0.0	0.2
Personal safety equipment and clothing.....	15	710802	11.0	0.0	3.7	0.0	0.0	0.2
Other miscellaneous products.....	15	9	11.2	-0.2	0.5	0.8	0.2	0.8
Burial caskets.....	15	91	9.9	0.0	1.9	3.3	0.0	3.4
Burial caskets.....	15	9101	9.9	0.0	1.9	3.3	0.0	3.4
Burial caskets.....	15	910109	9.9	0.0	1.9	3.3	0.0	3.4
Metal burial caskets & coffins, completely lined & trimmed, adult sizes.....	15	9101091	10.0	0.0	3.3	4.0	0.0	0.0
Other burial caskets & coffins, including burial boxes and vaults (except concrete and stone).....	15	9101095	—	0.0	—	—	—	—
Musical instruments.....	15	93	5.7	0.0	1.5	0.6	-1.0	0.0
Musical instruments.....	15	9301	5.7	0.0	1.5	0.6	-1.0	0.0
Nonelectronic pianos, organs, and nonelectronic piano and organ parts, excluding benches.....	15	930113	—	0.0	0.0	0.0	0.0	—
Other musical instruments and parts.....	15	930117	6.0	0.0	1.7	0.7	-1.2	0.0
Other nonelectronic musical instruments.....	15	9301172	7.6	0.0	0.0	0.0	0.0	0.0
Other musical instrument parts & accessories, sold separately, excl. benches & instrument cases.....	15	9301173	5.5	0.0	0.7	0.0	0.0	0.0
Jewelry and jewelry products.....	15	94	10.7	-1.0	-0.3	2.5	0.9	1.9
Jewelry (gold and platinum) and silverware.....	15	9402	12.9	-1.5	-0.5	3.7	0.8	1.8
Jewelry, gold and platinum.....	15	940222	13.0	-1.5	-0.5	3.7	0.8	1.8
Costume jewelry and novelties.....	15	9404	10.6	0.0	0.0	0.0	0.0	4.6
Costume jewelry and novelties.....	15	940415	10.6	0.0	0.0	0.0	0.0	4.6
All other jewelry and personal goods (excluding costume).....	15	9407	7.9	-0.4	-0.2	2.3	0.7	0.3
All other jewelry and personal goods (excluding costume).....	15	940714	7.9	-0.4	-0.2	2.3	0.7	0.3
Jewelers' material and lapidary work.....	15	9408	4.4	-0.2	0.0	0.2	2.3	0.3
Pens, pencils, and marking devices.....	15	95	4.5	0.1	0.0	0.2	0.0	0.2
Pens, markers, mechanical pencils, and associated parts.....	15	9502	4.9	0.0	0.0	0.0	0.0	0.0
Pens, markers, mechanical pencils, and associated parts.....	15	950210	4.9	0.0	0.0	0.0	0.0	0.0
Lead pencils, art goods, office supplies and small office equipment, excluding paper.....	15	9503	5.6	0.0	0.0	0.3	0.0	0.0
Lead pencils, art goods, office supplies and small office equipment, excluding paper.....	15	950307	5.6	0.0	0.0	0.3	0.0	0.0
Marking devices.....	15	9504	2.0	0.3	0.0	0.0	0.0	1.2
Marking devices.....	15	950406	2.0	0.3	0.0	0.0	0.0	1.2
Brooms and brushes.....	15	97	6.2	0.1	0.0	1.1	0.0	0.7
Brooms, brushes and mops.....	15	9705	6.2	0.1	0.0	1.1	0.0	0.7
Brooms, mops, and dusters.....	15	970501	6.7	0.5	0.0	3.1	0.0	0.4
Brooms.....	15	9705011	6.7	0.9	0.0	3.2	0.0	0.9
Mops and dusters, including refills.....	15	9705012	6.9	0.0	0.0	2.9	0.0	0.0
Paint and varnish brushes and rollers.....	15	970502	6.8	0.0	0.0	0.0	0.0	1.8

See footnotes at end of table.

Table 7. Producer price index percentage changes for commodity and service groupings and individual items, not seasonally adjusted — Continued
[January 2023]

Title	Commodity code		Unadjusted 12-month percent change ¹	Unadjusted 1-month percent change ¹				
	Group code	Item code		Jan. 2022 to Jan. 2023 ^P	Aug. to Sept.	Sept. to Oct. ^P	Oct. to Nov. ^P	Nov. to Dec. ^P
Paint and varnish brushes.....	15	9705021	11.5	0.0	0.0	0.0	0.0	3.8
Paint holders, pads, roller frames, and rollers.....	15	9705022	3.5	0.0	0.0	0.0	0.0	0.1
Other brushes, excl. paint and varnish brushes.....	15	970503	5.7	0.0	0.0	0.3	0.0	0.5
Personal brushes.....	15	9705031	0.1	0.0	0.0	0.0	0.0	0.0
Brushes, other than personal.....	15	9705032	12.7	0.0	0.0	0.7	0.0	0.9
Miscellaneous products, n.e.c.....	15	9A	12.8	-0.4	0.7	0.4	0.2	0.6
Candles.....	15	9A01	1.0	0.0	0.0	0.0	0.0	0.0
Candles.....	15	9A0101	1.0	0.0	0.0	0.0	0.0	0.0
Signs and advertising displays.....	15	9A04	12.6	-0.1	0.5	0.0	0.5	1.0
Non-electric signs and displays.....	15	9A0402	14.5	-0.2	0.8	0.0	0.9	1.7
Electric signs and displays.....	15	9A0404	—	0.0	0.0	0.0	—	—
All other miscellaneous fabricated products and recyclable materials.....	15	9A09	15.3	-0.8	1.1	0.8	-0.1	0.1
Other miscellaneous fabricated products.....	15	9A0901	21.8	2.9	0.0	0.0	0.0	0.1
Reproduction of audio and video media and software.....	15	9D	14.3	2.4	0.1	0.1	0.0	1.2
Reproduction of audio and video media and software.....	15	9D01	14.3	2.4	0.1	0.1	0.0	1.2
Services²								
Transportation services.....	30	—	10.9	-0.4	0.7	-0.6	-0.3	1.0
Transportation of freight and mail.....	30	1	7.2	0.1	-0.5	0.5	-1.1	0.7
Rail transportation of freight and mail.....	30	11	8.0	0.1	-0.6	0.6	-0.1	0.6
Rail transportation of freight and mail.....	30	1101	8.0	0.1	-0.6	0.6	-0.1	0.6
Rail transportation of freight and mail.....	30	110101	8.0	0.1	-0.6	0.6	-0.1	0.6
Truck transportation of freight.....	30	12	4.9	-0.3	-0.9	0.8	-1.5	-1.2
Local motor carrying.....	30	1201	9.4	0.0	0.4	0.2	-4.1	0.1
Local motor carrying.....	30	120101	9.4	0.0	0.4	0.2	-4.1	0.1
Long-distance motor carrying.....	30	1202	3.5	-0.3	-1.4	1.0	-0.7	-1.7
Long-distance motor carrying.....	30	120201	3.5	-0.3	-1.4	1.0	-0.7	-1.7
Water transportation of freight.....	30	13	25.9	1.1	0.5	-0.2	-0.3	1.0
Deep sea water transportation of freight.....	30	1301	25.8	2.0	0.5	-1.4	-0.6	0.1
Deep sea water transportation of freight.....	30	130101	25.8	2.0	0.5	-1.4	-0.6	0.1
Coastal and intercoastal water transportation of freight.....	30	1302	31.3	0.6	0.4	1.7	0.3	1.5
Coastal and intercoastal water transportation of freight.....	30	130201	31.3	0.6	0.4	1.7	0.3	1.5
Great Lakes-St Lawrence Seaway water transportation of freight.....	30	1303	10.0	-0.6	0.1	1.8	-1.9	-1.8
Great lakes-St Lawrence Seaway water transportation of freight.....	30	130301	10.0	-0.6	0.1	1.8	-1.9	-1.8
Inland waterways transportation of freight.....	30	1304	23.4	-0.8	0.7	1.0	0.3	3.0
Inland waterways transportation of freight.....	30	130401	23.4	-0.8	0.7	1.0	0.3	3.0
Air transportation of freight.....	30	14	-2.8	-0.6	-2.6	-2.5	-0.3	0.6
Air transportation of freight.....	30	1401	-2.8	-0.6	-2.6	-2.5	-0.3	0.6
Air transportation of freight, domestic.....	30	140102	4.7	0.1	0.0	-0.2	-0.7	0.4
Air transportation of freight, international.....	30	140103	-5.8	-1.0	-3.9	-3.6	-0.1	1.0
Courier, messenger, and U.S. postal services.....	30	16	9.4	0.0	0.2	0.4	-0.7	5.0
U.S. Postal Service.....	30	1601	10.0	0.0	0.9	0.0	0.0	4.0
Mailing services (market dominant services).....	30	160107	11.0	0.0	0.1	0.0	0.0	4.5
First class mail.....	30	1601071	10.1	0.0	0.2	0.0	0.0	4.1
Periodicals mail.....	30	1601072	12.3	0.0	0.0	0.0	0.0	3.6
Standard class mail.....	30	1601073	12.1	0.0	0.0	0.0	0.0	5.2
Package services mail.....	30	1601074	11.9	0.0	0.0	0.0	0.0	3.7
Special services and fees.....	30	1601075	11.6	0.0	0.0	0.0	0.0	4.4
Shipping services (competitive services).....	30	160108	7.1	0.0	3.9	0.0	0.0	3.0
Courier and messenger services, except air.....	30	1602	6.9	0.0	-0.3	0.5	-0.3	4.4
Courier and messenger services, except air.....	30	160201	6.9	0.0	-0.3	0.5	-0.3	4.4
Air mail and package delivery services, excluding by USPS.....	30	1603	12.1	0.3	-0.6	1.0	-3.2	7.5
Air mail and package delivery services, excluding by USPS.....	30	160301	12.1	0.3	-0.6	1.0	-3.2	7.5
Pipeline transportation.....	30	17	—	3.2	-0.1	0.0	-1.3	0.3
Pipeline transportation of petroleum products.....	30	1701	8.1	0.0	0.2	0.0	0.0	0.2
Pipeline transportation of crude petroleum.....	30	170101	8.4	0.0	0.3	-0.1	0.0	0.0
Pipeline transportation of refined petroleum products.....	30	170102	7.9	0.0	0.0	0.1	0.0	0.4
Pipeline transportation of natural gas.....	30	1702	—	5.2	-0.2	0.0	-2.0	0.4
Pipeline transportation of natural gas.....	30	170201	—	5.2	-0.2	0.0	-2.0	0.4
Transportation of passengers (partial).....	30	2	27.9	-2.7	6.1	-5.2	2.7	2.3
Rail transportation of passengers.....	30	21	2.1	0.0	0.0	0.0	0.0	0.0
Rail transportation of passengers.....	30	2101	2.1	0.0	0.0	0.0	0.0	0.0

See footnotes at end of table.

Table 7. Producer price index percentage changes for commodity and service groupings and individual items, not seasonally adjusted — Continued
[January 2023]

Title	Commodity code		Unadjusted 12-month percent change ¹	Unadjusted 1-month percent change ¹				
	Group code	Item code		Jan. 2022 to Jan. 2023 ^P	Aug. to Sept.	Sept. to Oct. ^P	Oct. to Nov. ^P	Nov. to Dec. ^P
Rail transportation of passengers.....	30	210101	2.1	0.0	0.0	0.0	0.0	0.0
Airline passenger services.....	30	22	28.3	-2.7	6.2	-5.3	2.8	2.3
Airline passenger services.....	30	2201	28.3	-2.7	6.2	-5.3	2.8	2.3
Airline passenger services, domestic.....	30	220101	26.4	-1.6	6.6	-5.9	2.5	0.3
Airline passenger services, international.....	30	220102	32.5	-6.8	4.8	-3.0	3.8	7.5
Services related to transportation activities.....	31	—	-10.7	-5.4	2.9	-6.1	0.1	-2.2
Services related to water transportation.....	31	1	4.5	-0.2	0.7	0.4	0.1	1.1
Towing, tugging, docking, and related services.....	31	11	10.7	-0.4	0.7	0.3	0.3	2.9
Towing, tugging, docking and related services.....	31	1101	10.7	-0.4	0.7	0.3	0.3	2.9
Towing, tugging, docking and related services.....	31	110101	10.7	-0.4	0.7	0.3	0.3	2.9
Operation of port waterfront terminals.....	31	12	3.4	-0.6	1.5	1.6	-0.1	0.5
Operation of port waterfront terminals.....	31	1201	3.4	-0.6	1.5	1.6	-0.1	0.5
Operation of port waterfront terminals.....	31	120101	3.4	-0.6	1.5	1.6	-0.1	0.5
Marine cargo handling.....	31	13	0.4	0.0	0.5	0.0	0.0	0.0
Marine cargo handling.....	31	1301	0.4	0.0	0.5	0.0	0.0	0.0
Marine cargo handling.....	31	130101	0.4	0.0	0.5	0.0	0.0	0.0
Services related to air transportation.....	31	2	2.7	-2.4	1.0	-0.7	-1.7	0.8
Other airport operations, excluding aircraft maintenance and repair.....	31	21	2.7	-2.4	1.0	-0.7	-1.7	0.8
Other airport operations, excluding aircraft maintenance and repair.....	31	2101	2.7	-2.4	1.0	-0.7	-1.7	0.8
Other airport operations, excluding aircraft maintenance and repair.....	31	210101	2.7	-2.4	1.0	-0.7	-1.7	0.8
Other services related to transportation activities (partial).....	31	3	-19.0	-8.1	4.2	-10.0	0.9	-4.2
Arrangement of freight and cargo.....	31	31	-28.6	-12.9	7.2	-14.4	1.6	-6.9
Arrangement of freight and cargo.....	31	3101	-28.6	-12.9	7.2	-14.4	1.6	-6.9
Arrangement of freight and cargo.....	31	310101	-28.6	-12.9	7.2	-14.4	1.6	-6.9
Freight forwarding.....	31	32	-1.6	-0.1	0.0	-3.4	0.0	0.0
Freight forwarding.....	31	3201	-1.6	-0.1	0.0	-3.4	0.0	0.0
Freight forwarding.....	31	320101	-1.6	-0.1	0.0	-3.4	0.0	0.0
Warehousing, storage, and related services.....	32	—	10.4	6.9	0.0	-0.3	5.1	1.7
Warehousing, storage, and related services.....	32	1	10.4	6.9	0.0	-0.3	5.1	1.7
Warehousing, storage, and related services.....	32	11	10.4	6.9	0.0	-0.3	5.1	1.7
Warehousing, storage, and related services.....	32	1101	10.4	6.9	0.0	-0.3	5.1	1.7
Warehousing, storage, and related services.....	32	110101	10.4	6.9	0.0	-0.3	5.1	1.7
Publishing sales, excluding software.....	33	—	3.7	1.2	0.5	-1.2	0.5	0.8
Book, periodical, and newspaper publishing sales and subscriptions.....	33	1	3.8	2.0	0.7	-2.1	1.0	0.4
Sales of books.....	33	11	6.3	-1.0	1.3	-0.7	1.4	0.7
Sales of textbooks.....	33	1101	11.5	-1.2	4.4	-3.0	4.8	0.8
Sales of textbooks.....	33	110101	11.5	-1.2	4.4	-3.0	4.8	0.8
Sales of technical, scientific, and professional books.....	33	1102	5.0	0.0	-0.2	-0.1	-0.3	0.3
Sales of technical, scientific, and professional books.....	33	110201	5.0	0.0	-0.2	-0.1	-0.3	0.3
Sales of religious books.....	33	1103	10.0	-2.3	4.7	-3.7	-0.4	0.7
Sales of religious books.....	33	110301	10.0	-2.3	4.7	-3.7	-0.4	0.7
Sales of general adult and juvenile books.....	33	1104	2.1	-0.7	-0.3	0.6	-0.4	1.4
Sales of general adult and juvenile books.....	33	110402	2.1	-0.7	-0.3	0.6	-0.4	1.4
Sales of general adult books.....	33	1104021	—	—	—	—	—	1.6
Sales of juvenile books.....	33	1104022	—	—	—	—	—	1.2
Sales of general reference books.....	33	1105	6.2	0.1	2.0	-3.9	1.1	0.3
Sales of general reference books.....	33	110501	6.2	0.1	2.0	-3.9	1.1	0.3
Sales and subscriptions of periodicals and newspapers.....	33	12	1.1	5.8	0.0	-3.8	0.6	0.0
Sales and subscriptions of periodicals.....	33	1201	-7.7	0.0	0.0	-7.8	0.0	0.1
Sales and subscriptions of periodicals.....	33	120101	-7.7	0.0	0.0	-7.8	0.0	0.1
Newspaper subscription and single copy sales.....	33	1202	8.7	11.1	0.0	-0.5	1.1	0.0
Newspaper subscription and single copy sales.....	33	120205	8.7	11.1	0.0	-0.5	1.1	0.0
Newspaper subscriptions, print and online bundled.....	33	1202051	5.2	0.3	0.3	0.3	0.1	0.0
Newspaper subscriptions, print only.....	33	1202052	9.1	12.4	0.0	-0.6	1.3	0.0
Greeting card publishing sales.....	33	3	8.4	1.5	-0.2	0.1	0.1	0.1
Greeting card publishing sales.....	33	31	8.4	1.5	-0.2	0.1	0.1	0.1
Greeting card publishing sales.....	33	3101	8.4	1.5	-0.2	0.1	0.1	0.1
Greeting card publishing sales.....	33	310101	8.4	1.5	-0.2	0.1	0.1	0.1

See footnotes at end of table.

Table 7. Producer price index percentage changes for commodity and service groupings and individual items, not seasonally adjusted — Continued
[January 2023]

Title	Commodity code		Unadjusted 12-month percent change ¹	Unadjusted 1-month percent change ¹				
	Group code	Item code		Jan. 2022 to Jan. 2023 ^P	Aug. to Sept.	Sept. to Oct. ^P	Oct. to Nov. ^P	Nov. to Dec. ^P
Calendars, yearbooks, and other miscellaneous publishing sales.....	33	4	3.8	0.3	0.0	0.1	0.1	4.9
Calendars, yearbooks, and other miscellaneous publishing sales.....	33	41	3.8	0.3	0.0	0.1	0.1	4.9
Calendars, yearbooks, and other miscellaneous publishing sales.....	33	4101	3.8	0.3	0.0	0.1	0.1	4.9
Calendars, yearbooks, and other miscellaneous publishing sales.....	33	410101	3.8	0.3	0.0	0.1	0.1	4.9
Directory, mailing list, and related compilations publishing sales.....	33	6	—	—	—	—	—	1.4
Directory, mailing list, and related compilations publishing sales.....	33	61	—	—	—	—	—	1.4
Directory, mailing list, and related compilations publishing sales.....	33	6101	—	—	—	—	—	1.4
Directory, mailing list, and related compilations publishing sales.....	33	610101	—	—	—	—	—	1.4
Software publishing.....	34	—	-0.7	1.2	-0.6	-2.3	0.5	1.5
System software publishing.....	34	1	—	-0.3	-0.5	-1.1	0.5	2.0
System software publishing.....	34	11	—	-0.3	-0.5	-1.1	0.5	2.0
System software publishing.....	34	1101	—	-0.3	-0.5	-1.1	0.5	2.0
System software publishing.....	34	110101	—	-0.3	-0.5	-1.1	0.5	2.0
Application software publishing.....	34	2	-1.0	1.9	-0.6	-2.9	0.6	1.0
Application software publishing.....	34	21	-1.0	1.9	-0.6	-2.9	0.6	1.0
Desktop and portable device application software publishing.....	34	2101	7.2	5.9	-2.5	-1.9	0.8	3.1
Desktop and portable device application software publishing.....	34	210101	7.2	5.9	-2.5	-1.9	0.8	3.1
Application software publishing, cross-industry, vertical market, utilities, and other.....	34	2103	-6.7	-0.6	0.8	-3.7	0.3	0.3
Application software publishing, cross-industry, vertical market, utilities, and other.....	34	210301	-6.7	-0.6	0.8	-3.7	0.3	0.3
Application software publishing, game software.....	34	2104	-1.0	-2.2	1.1	-2.6	1.0	-1.3
Application software publishing, game software.....	34	210401	-1.0	-2.2	1.1	-2.6	1.0	-1.3
Network compensation from broadcast and cable television and radio.....	35	—	1.6	0.0	0.0	0.0	0.0	0.2
Affiliate agreements, programming sales, and retransmission fees for cable and broadcast tv.....	35	1	1.7	0.0	0.0	0.0	0.0	0.3
Affiliate agreements, programming sales, and retransmission fees for cable and broadcast tv.....	35	11	1.7	0.0	0.0	0.0	0.0	0.3
Affiliate agreements, programming sales, and retransmission fees for cable and broadcast tv.....	35	1101	1.7	0.0	0.0	0.0	0.0	0.3
Affiliate agreements, programming sales, and retransmission fees for cable and broadcast tv.....	35	110101	1.7	0.0	0.0	0.0	0.0	0.3
Affiliate agreements, programming sales, and retransmission fees for radio.....	35	2	-2.3	-1.0	0.0	0.0	0.0	0.0
Affiliate agreements, programming sales, and retransmission fees for radio.....	35	21	-2.3	-1.0	0.0	0.0	0.0	0.0
Affiliate agreements, programming sales, and network compensation for radio.....	35	2101	-2.3	-1.0	0.0	0.0	0.0	0.0
Affiliate agreements, programming sales, and network compensation for radio.....	35	210101	-2.3	-1.0	0.0	0.0	0.0	0.0
Advertising space and time sales.....	36	—	-0.7	1.3	4.2	2.3	-4.4	-2.3
Advertising space sales in periodicals, newspapers, directories, and mailing lists.....	36	1	0.9	0.1	0.5	-0.3	1.0	0.9
Advertising space sales in periodicals and newspapers.....	36	11	-0.6	-0.7	0.7	-0.4	1.2	0.2
Advertising space sales in periodicals.....	36	1101	3.0	0.0	0.0	0.0	0.0	3.0
Advertising space sales in specialized, business, and professional periodicals, print only.....	36	110101	—	0.0	0.0	0.0	0.0	—
Advertising space sales in general and consumer periodicals, print only.....	36	110102	—	0.0	0.0	0.0	0.0	—
Advertising space sales in newspapers.....	36	1102	-4.5	-1.3	1.3	-0.8	2.2	-2.9
Advertising space sales in newspapers, print only.....	36	110203	-5.6	-1.5	1.5	-0.9	2.7	-2.9
Advertising space sales in directories and mailing lists.....	36	12	9.8	4.2	0.0	0.0	0.0	5.3
Print advertising space sales in directories and mailing lists.....	36	1201	9.8	4.2	0.0	0.0	0.0	5.3
Print advertising space sales in directories and mailing lists.....	36	120101	9.8	4.2	0.0	0.0	0.0	5.3
Television advertising time sales.....	36	2	-7.8	2.0	9.7	5.1	-10.4	-5.3
Television advertising time sales.....	36	21	-7.8	2.0	9.7	5.1	-10.4	-5.3
Broadcast and network television advertising time sales.....	36	2101	-8.6	5.2	13.3	1.8	-16.9	-7.6
Broadcast and network television advertising time sales.....	36	210101	-8.6	5.2	13.3	1.8	-16.9	-7.6
Cable network advertising time sales.....	36	2102	-9.0	-3.4	4.4	12.9	0.5	-3.8
Cable network advertising time sales.....	36	210201	-9.0	-3.4	4.4	12.9	0.5	-3.8
Local cable system advertising time sales.....	36	2103	0.0	0.0	0.0	0.0	0.0	0.0
Local cable system advertising time sales.....	36	210301	0.0	0.0	0.0	0.0	0.0	0.0
Radio advertising time sales.....	36	3	-4.8	6.0	-1.5	2.6	-4.6	-12.4

See footnotes at end of table.

Table 7. Producer price index percentage changes for commodity and service groupings and individual items, not seasonally adjusted — Continued
 [January 2023]

Title	Commodity code		Unadjusted 12-month percent change ¹	Unadjusted 1-month percent change ¹				
	Group code	Item code		Jan. 2022 to Jan. 2023 ^P	Aug. to Sept.	Sept. to Oct. ^P	Oct. to Nov. ^P	Nov. to Dec. ^P
Radio advertising time sales.....	36	31	-4.8	6.0	-1.5	2.6	-4.6	-12.4
Radio advertising time sales.....	36	3101	-4.8	6.0	-1.5	2.6	-4.6	-12.4
Radio advertising time sales.....	36	310101	-4.8	6.0	-1.5	2.6	-4.6	-12.4
Internet advertising sales.....	36	6	-	-	-	-	-	-0.2
Internet advertising sales.....	36	61	-	-	-	-	-	-0.2
Internet advertising sales.....	36	6101	-	-	-	-	-	-0.2
Internet advertising sales.....	36	610101	-	-	-	-	-	-0.2
Telecommunication, cable, and internet user services.....	37	-	5.0	0.9	0.4	-0.1	0.2	1.4
Wired telephone services.....	37	1	2.0	0.7	0.1	0.1	0.1	-0.1
Residential wired telephone services.....	37	11	3.8	2.4	0.5	0.1	0.0	0.0
Local residential wired telephone service.....	37	1101	3.1	1.6	0.4	0.0	0.0	0.0
Local residential wired telephone service.....	37	110101	3.1	1.6	0.4	0.0	0.0	0.0
Long distance residential wired telephone service.....	37	1102	5.6	4.0	0.5	0.3	-0.1	0.1
Long distance residential wired telephone service.....	37	110201	5.6	4.0	0.5	0.3	-0.1	0.1
All-distance residential wired telephone service.....	37	1103	1.5	0.2	0.3	0.1	0.1	0.3
All-distance residential wired telephone service.....	37	110301	1.5	0.2	0.3	0.1	0.1	0.3
Business wired telephone services.....	37	12	1.5	0.0	-0.1	0.1	0.2	-0.2
Local business wired telephone service.....	37	1201	0.3	-0.2	-0.6	-0.2	0.1	-1.6
Local business wired telephone service.....	37	120101	0.3	-0.2	-0.6	-0.2	0.1	-1.6
Long distance business wired telephone and other toll service.....	37	1202	5.7	0.9	2.0	1.1	1.0	0.8
Long distance business wired telephone and other toll service.....	37	120201	-	0.9	2.0	1.1	1.0	0.8
Private line wired telephone service.....	37	1204	1.1	-0.1	-0.2	0.1	0.2	-0.1
Private line wired telephone service.....	37	120401	1.1	-0.1	-0.2	0.1	0.2	-0.1
All-distance business wired telephone service (partial).....	37	1205	-	-0.2	-0.2	0.3	-0.5	0.4
All-distance business wired telephone service.....	37	120501	-	-0.2	-0.2	0.3	-0.5	0.4
Other telephone services.....	37	13	0.0	0.0	0.0	0.0	0.0	0.0
Other wired telephone services.....	37	1301	0.0	0.0	0.0	0.0	0.0	0.0
Other wired telephone services.....	37	130104	-	0.0	0.0	0.0	0.0	0.0
Wireless telecommunication services.....	37	2	1.6	0.0	0.0	-0.4	0.0	0.0
Cellular phone and other wireless telecommunication services.....	37	21	1.6	0.0	0.0	-0.4	0.0	0.0
Cellular phone and other wireless telecommunication services.....	37	2101	1.6	0.0	0.0	-0.4	0.0	0.0
Cellular phone and other wireless telecommunication services.....	37	210101	1.6	0.0	0.0	-0.4	0.0	0.0
Cable and satellite subscriber services.....	37	3	9.0	1.4	0.4	0.5	1.4	1.2
Cable and satellite subscriber services.....	37	31	9.0	1.4	0.4	0.5	1.4	1.2
Cable and satellite subscriber services.....	37	3101	9.0	1.4	0.4	0.5	1.4	1.2
Cable and satellite subscriber services.....	37	310101	9.0	1.4	0.4	0.5	1.4	1.2
Internet access services.....	37	4	-1.1	0.2	-0.1	-0.6	-0.2	0.6
Internet access services.....	37	41	-1.1	0.2	-0.1	-0.6	-0.2	0.6
Residential Internet access services.....	37	4102	-0.7	0.4	-0.3	0.4	0.0	0.6
Residential Internet access services.....	37	410201	-0.7	0.4	-0.3	0.4	0.0	0.6
Business Internet access services.....	37	4103	-1.5	0.0	0.1	-1.4	-0.5	0.6
Business Internet access services.....	37	410301	-1.5	0.0	0.1	-1.4	-0.5	0.6
Bundled wired telecommunications access services.....	37	5	10.1	1.6	1.1	-0.3	-0.2	4.8
Bundled wired telecommunications access services.....	37	51	10.1	1.6	1.1	-0.3	-0.2	4.8
Bundled wired telecommunications access services.....	37	5101	10.1	1.6	1.1	-0.3	-0.2	4.8
Bundled wired telecommunications access services.....	37	510101	10.1	1.6	1.1	-0.3	-0.2	4.8
Data processing and related services.....	38	-	-0.9	-0.2	0.1	0.0	0.0	0.0
Data processing and related services.....	38	1	-0.9	-0.2	0.1	0.0	0.0	0.0
Data processing and related services.....	38	11	-0.9	-0.2	0.1	0.0	0.0	0.0
Hosting, ASP and other IT infrastructure provisioning services.....	38	1101	-1.8	-0.3	0.2	0.0	0.1	0.0
Hosting, ASP and other IT infrastructure provisioning services.....	38	110101	-1.8	-0.3	0.2	0.0	0.1	0.0
Business process management services (partial).....	38	1102	0.2	0.0	0.0	0.1	0.0	0.0
Business process management services (partial).....	38	110201	0.2	0.0	0.0	0.1	0.0	0.0
Data management, information transformation and other services.....	38	1103	0.2	0.0	0.0	0.0	0.0	0.0
Data management, information transformation and other services.....	38	110301	0.2	0.0	0.0	0.0	0.0	0.0
Credit intermediation services (partial).....	39	-	28.8	3.3	0.2	5.8	1.3	5.4
Loan services (partial).....	39	1	41.5	3.3	0.4	9.0	-3.6	9.0
Business loans (partial).....	39	11	83.2	6.7	1.4	13.7	-1.3	11.9

See footnotes at end of table.

Table 7. Producer price index percentage changes for commodity and service groupings and individual items, not seasonally adjusted — Continued
 [January 2023]

Title	Commodity code		Unadjusted 12-month percent change ¹	Unadjusted 1-month percent change ¹				
	Group code	Item code		Jan. 2022 to Jan. 2023 ^P	Aug. to Sept.	Sept. to Oct. ^P	Oct. to Nov. ^P	Nov. to Dec. ^P
Business loans (partial).....	39	1101	83.2	6.7	1.4	13.7	-1.3	11.9
Business loans (partial).....	39	110101	83.2	6.7	1.4	13.7	-1.3	11.9
Consumer loans (partial).....	39	12	3.3	-0.2	-0.7	4.0	-7.4	2.4
Residential real estate loans (partial).....	39	1201	-0.2	-0.7	-0.7	3.5	-8.8	1.5
Residential real estate loans, except home equity (partial).....	39	120101	-9.5	-2.3	0.5	1.9	-11.4	-0.3
Home equity loans (partial).....	39	120102	32.7	4.5	-4.6	8.6	-1.0	4.5
Vehicle loans (partial).....	39	1202	-4.1	-1.1	-2.5	11.7	-16.3	7.2
Vehicle loans (partial).....	39	120201	-4.1	-1.1	-2.5	11.7	-16.3	7.2
Credit cards, overdraft credit, and related plans (partial).....	39	1203	20.8	2.2	-0.3	4.7	0.5	5.2
Credit cards, overdraft credit, and related plans (partial).....	39	120301	20.8	2.2	-0.3	4.7	0.5	5.2
Other loans and loan services (partial).....	39	13	7.5	-1.3	-1.1	0.8	-2.0	3.4
Other loans and loan services (partial).....	39	1301	7.5	-1.3	-1.1	0.8	-2.0	3.4
Other loans and loan services (partial).....	39	130101	7.5	-1.3	-1.1	0.8	-2.0	3.4
Deposit services (partial).....	39	2	9.9	4.0	-0.3	-0.9	16.0	-1.9
Deposit services (partial).....	39	21	9.9	4.0	-0.3	-0.9	16.0	-1.9
Deposit services (partial).....	39	2101	9.9	4.0	-0.3	-0.9	16.0	-1.9
Deposit services (partial).....	39	210101	9.9	4.0	-0.3	-0.9	16.0	-1.9
Other credit intermediation services, including trust services (partial).....	39	3	-6.0	0.5	0.0	-2.5	0.0	0.1
Other credit intermediation services, including trust services (partial).....	39	31	-6.0	0.5	0.0	-2.5	0.0	0.1
Other credit intermediation services, including trust services (partial).....	39	3101	-6.0	0.5	0.0	-2.5	0.0	0.1
Other credit intermediation services, including trust services (partial).....	39	310101	-6.0	0.5	0.0	-2.5	0.0	0.1
Investment services.....	40	—	-2.7	0.9	0.5	4.6	-0.5	1.4
Securities brokerage, dealing, investment advice, and related services.....	40	1	22.5	-1.8	4.1	11.7	0.4	0.1
Securities brokerage, dealing, investment advice, and related services.....	40	11	22.5	-1.8	4.1	11.7	0.4	0.1
Securities brokerage, dealing, and investment advice.....	40	1101	-17.5	-2.6	-1.9	4.3	0.6	-3.2
Securities brokerage, dealing, and investment advice.....	40	110101	-17.5	-2.6	-1.9	4.3	0.6	-3.2
Securities brokerage and dealing related services (partial).....	40	1102	232.0	-0.2	15.8	23.9	0.1	7.2
Securities brokerage and dealing related services.....	40	110201	232.0	-0.2	15.8	23.9	0.1	7.2
Portfolio management.....	40	2	-12.9	1.6	-1.8	1.3	-0.9	3.4
Portfolio management.....	40	21	-12.9	1.6	-1.8	1.3	-0.9	3.4
Portfolio management.....	40	2101	-12.9	1.6	-1.8	1.3	-0.9	3.4
Portfolio management.....	40	210101	-12.9	1.6	-1.8	1.3	-0.9	3.4
Investment banking.....	40	3	-13.0	5.8	0.1	-1.6	-1.5	0.3
Investment banking.....	40	31	-13.0	5.8	0.1	-1.6	-1.5	0.3
Investment banking.....	40	3101	-13.0	5.8	0.1	-1.6	-1.5	0.3
Investment banking.....	40	310101	-13.0	5.8	0.1	-1.6	-1.5	0.3
Insurance and annuities.....	41	—	2.5	0.3	0.0	0.0	0.5	0.7
Insurance.....	41	1	2.9	0.3	0.0	0.0	0.6	0.7
Insurance.....	41	11	2.9	0.3	0.0	0.0	0.6	0.7
Life insurance.....	41	1101	1.9	0.1	0.1	0.1	-0.1	0.3
Life insurance.....	41	110101	1.9	0.1	0.1	0.1	-0.1	0.3
Disability insurance, including accidental death.....	41	1102	-0.3	0.0	0.0	0.0	0.0	0.0
Disability insurance, including accidental death.....	41	110201	-0.3	0.0	0.0	0.0	0.0	0.0
Health and medical insurance.....	41	1103	0.4	0.0	0.1	-0.1	0.1	0.7
Health and medical insurance.....	41	110301	0.4	0.0	0.1	-0.1	0.1	0.7
Property and casualty insurance.....	41	1104	5.0	0.4	-0.1	0.1	1.2	1.0
Property and casualty insurance.....	41	110401	5.0	0.4	-0.1	0.1	1.2	1.0
Annuities.....	41	2	-1.2	0.5	-0.3	0.0	0.0	-0.3
Annuities.....	41	21	-1.2	0.5	-0.3	0.0	0.0	-0.3
Annuities.....	41	2101	-1.2	0.5	-0.3	0.0	0.0	-0.3
Annuities.....	41	210101	-1.2	0.5	-0.3	0.0	0.0	-0.3
Commissions and fees from sales and administration of insurance policies (partial).....	42	—	0.4	0.0	0.0	0.0	0.1	0.2
Commissions from sales of insurance.....	42	1	0.4	0.0	0.0	0.0	0.1	0.2
Commissions from sales of insurance.....	42	11	0.4	0.0	0.0	0.0	0.1	0.2
Commissions from sales of life insurance and annuities.....	42	1101	0.2	0.0	0.0	0.0	0.0	0.0
Commissions from sales of life insurance and annuities.....	42	110101	0.2	0.0	0.0	0.0	0.0	0.0
Commissions from sales of health and medical insurance.....	42	1102	0.1	0.0	0.0	0.0	0.0	0.0

See footnotes at end of table.

Table 7. Producer price index percentage changes for commodity and service groupings and individual items, not seasonally adjusted — Continued
 [January 2023]

Title	Commodity code		Unadjusted 12-month percent change ¹	Unadjusted 1-month percent change ¹				
	Group code	Item code		Jan. 2022 to Jan. 2023 ^P	Aug. to Sept.	Sept. to Oct. ^P	Oct. to Nov. ^P	Nov. to Dec. ^P
Commissions from sales of health and medical insurance.....	42	110201	0.1	0.0	0.0	0.0	0.0	0.0
Commissions from sales of property and casualty insurance.....	42	1103	0.6	0.1	0.0	0.0	0.1	0.3
Commissions from sales of property and casualty insurance.....	42	110301	0.6	0.1	0.0	0.0	0.1	0.3
Commissions from sales of other insurance.....	42	1104	-0.5	0.0	0.0	0.0	0.0	-0.4
Commissions from sales of other insurance.....	42	110401	-0.5	0.0	0.0	0.0	0.0	-0.4
Real estate services (partial).....	43	—	3.6	0.7	-0.7	-0.4	0.6	0.0
Nonresidential real estate services.....	43	1	4.0	1.2	-1.1	-0.4	1.3	0.1
Nonresidential real estate rents.....	43	11	3.6	1.3	-1.6	-0.6	1.0	0.1
Office buildings, gross rents.....	43	1101	3.2	-0.6	-0.2	0.3	-0.7	1.4
Office buildings, gross rents.....	43	110101	3.2	-0.6	-0.2	0.3	-0.7	1.4
Retail properties, gross rents.....	43	1102	4.0	3.7	-2.6	-2.5	3.4	0.3
Retail properties, gross rents.....	43	110201	4.0	3.7	-2.6	-2.5	3.4	0.3
Industrial buildings, gross rents.....	43	1103	4.1	-0.1	0.0	0.0	0.8	1.4
Industrial buildings, gross rents.....	43	110301	4.1	-0.1	0.0	0.0	0.8	1.4
Self-service storage and miniwarehouses, gross rents.....	43	1104	14.6	1.5	0.8	0.3	-0.1	0.3
Self-service storage and miniwarehouses, gross rents.....	43	110401	14.6	1.5	0.8	0.3	-0.1	0.3
Other nonresidential buildings, gross rents.....	43	1105	-4.7	2.7	-10.8	3.3	1.1	-4.4
Other nonresidential buildings, gross rents.....	43	110501	-4.7	2.7	-10.8	3.3	1.1	-4.4
Nonresidential property sales and leases including land, brokerage fees and commissions.....	43	12	5.3	0.1	0.0	0.2	3.7	-0.6
Nonresidential property sales and leases including land, brokerage fees and commissions.....	43	1201	5.3	0.1	0.0	0.2	3.7	-0.6
Nonresidential property sales and leases including land, brokerage fees and commissions.....	43	120101	5.3	0.1	0.0	0.2	3.7	-0.6
Nonresidential property management fees.....	43	13	7.9	0.7	4.0	0.1	0.4	0.6
Nonresidential property management fees.....	43	1301	7.9	0.7	4.0	0.1	0.4	0.6
Nonresidential property management fees.....	43	130101	7.9	0.7	4.0	0.1	0.4	0.6
Residential real estate services (partial).....	43	2	2.9	0.0	-0.3	-0.2	-0.5	-0.3
Residential property sales and rental, brokerage fees and commissions.....	43	21	3.3	0.1	-0.4	-0.4	-0.3	-0.6
Residential property sales and rental, brokerage fees and commissions.....	43	2101	3.3	0.1	-0.4	-0.4	-0.3	-0.6
Residential property sales and rental, brokerage fees and commissions.....	43	210101	3.3	0.1	-0.4	-0.4	-0.3	-0.6
Residential property management fees.....	43	22	1.5	-0.2	0.2	0.6	-1.0	0.7
Residential property management fees.....	43	2201	1.5	-0.2	0.2	0.6	-1.0	0.7
Residential property management fees.....	43	220101	1.5	-0.2	0.2	0.6	-1.0	0.7
Real estate appraisal fees.....	43	3	5.3	-0.4	0.1	-0.8	-0.4	2.1
Real estate appraisal fees.....	43	31	5.3	-0.4	0.1	-0.8	-0.4	2.1
Real estate appraisal fees.....	43	3101	5.3	-0.4	0.1	-0.8	-0.4	2.1
Real estate appraisal fees.....	43	310101	5.3	-0.4	0.1	-0.8	-0.4	2.1
Rental and leasing of goods (partial).....	44	—	4.0	-3.6	2.6	-3.2	-1.0	-1.3
Passenger car rental.....	44	1	1.3	-7.5	5.6	-7.0	-2.7	-3.2
Passenger car rental.....	44	11	1.3	-7.5	5.6	-7.0	-2.7	-3.2
Passenger car rental.....	44	1101	1.3	-7.5	5.6	-7.0	-2.7	-3.2
Passenger car rental.....	44	110101	1.3	-7.5	5.6	-7.0	-2.7	-3.2
Truck, trailer, and RV rental and leasing.....	44	2	4.7	-0.4	0.2	0.1	0.3	0.0
Truck, trailer, and RV rental and leasing.....	44	21	4.7	-0.4	0.2	0.1	0.3	0.0
Truck, truck trailer and RV rental.....	44	2101	5.3	-1.2	0.4	-0.1	-0.3	0.0
Truck, truck trailer and RV rental.....	44	210101	5.3	-1.2	0.4	-0.1	-0.3	0.0
Truck, truck trailer and RV leasing.....	44	2102	4.2	0.2	0.0	0.2	0.8	0.0
Truck, truck trailer and RV leasing.....	44	210201	4.2	0.2	0.0	0.2	0.8	0.0
Construction, mining, and forestry machinery and equipment rental and leasing.....	44	3	6.8	0.0	0.0	0.1	0.3	-0.3
Construction, mining, and forestry machinery and equipment rental and leasing.....	44	31	6.8	0.0	0.0	0.1	0.3	-0.3
Construction, mining, and forestry machinery and equipment rental and leasing.....	44	3101	6.8	0.0	0.0	0.1	0.3	-0.3
Construction, mining, and forestry machinery and equipment rental and leasing.....	44	310101	6.8	0.0	0.0	0.1	0.3	-0.3
Professional services (partial).....	45	—	3.9	0.2	-0.1	0.1	0.2	1.8
Legal services.....	45	1	5.7	0.5	0.2	0.0	-0.1	3.2
Legal services.....	45	11	5.7	0.5	0.2	0.0	-0.1	3.2

See footnotes at end of table.

Table 7. Producer price index percentage changes for commodity and service groupings and individual items, not seasonally adjusted — Continued
 [January 2023]

Title	Commodity code		Unadjusted 12-month percent change ¹	Unadjusted 1-month percent change ¹				
	Group code	Item code		Jan. 2022 to Jan. 2023 ^P	Aug. to Sept.	Sept. to Oct. ^P	Oct. to Nov. ^P	Nov. to Dec. ^P
Legal services.....	45	1101	5.7	0.5	0.2	0.0	-0.1	3.2
Legal services.....	45	110101	5.7	0.5	0.2	0.0	-0.1	3.2
Accounting services (partial).....	45	2	6.4	0.7	0.2	-0.1	0.5	1.8
Accounting services, excluding payroll.....	45	21	6.4	0.7	0.2	-0.1	0.5	1.8
Financial auditing.....	45	2101	2.7	1.6	-0.2	0.6	-2.0	1.8
Financial auditing.....	45	210101	2.7	1.6	-0.2	0.6	-2.0	1.8
Tax preparation and planning.....	45	2102	11.2	0.8	0.1	0.4	2.9	2.0
Tax preparation and planning.....	45	210201	11.2	0.8	0.1	0.4	2.9	2.0
Bookkeeping and compilation.....	45	2103	-2.4	-0.7	-1.6	-3.4	-0.6	2.9
Bookkeeping and compilation.....	45	210301	-2.4	-0.7	-1.6	-3.4	-0.6	2.9
Other accounting services, including billing and review (partial).....	45	2104	5.2	0.2	1.5	-0.3	-0.3	0.1
Other accounting services, including billing and review (partial).....	45	210401	5.2	0.2	1.5	-0.3	-0.3	0.1
Architectural and engineering services.....	45	3	3.6	0.0	0.2	0.4	-0.1	1.2
Architectural services.....	45	31	2.0	0.0	0.2	0.2	-0.1	0.1
Architectural services.....	45	3101	2.0	0.0	0.2	0.2	-0.1	0.1
Architectural services.....	45	310101	2.0	0.0	0.2	0.2	-0.1	0.1
Engineering services.....	45	32	3.9	0.0	0.2	0.4	-0.1	1.3
Engineering services.....	45	3201	3.9	0.0	0.2	0.4	-0.1	1.3
Engineering services.....	45	320101	3.9	0.0	0.2	0.4	-0.1	1.3
Management, scientific, and technical consulting services.....	45	4	0.3	-0.3	-0.8	0.0	1.1	0.3
Management consulting services.....	45	41	0.3	-0.3	-0.8	0.0	1.1	0.3
Administrative and general management consulting services.....	45	4101	-0.3	-0.4	-0.9	0.0	0.8	0.0
Administrative and general management consulting services.....	45	410101	-0.3	-0.4	-0.9	0.0	0.8	0.0
Human resources consulting services.....	45	4102	2.3	-0.8	0.6	-1.8	5.5	0.4
Human resources consulting services.....	45	410201	2.3	-0.8	0.6	-1.8	5.5	0.4
Marketing consulting services.....	45	4103	0.1	0.0	0.0	0.0	0.0	0.1
Marketing consulting services.....	45	410301	0.1	0.0	0.0	0.0	0.0	0.1
Process, physical distribution, and logistics consulting services.....	45	4104	3.8	-0.1	-2.1	0.6	1.7	3.0
Process, physical distribution, and logistics consulting services.....	45	410401	3.8	-0.1	-2.1	0.6	1.7	3.0
Advertising and related services (partial).....	45	5	2.4	0.0	0.0	0.0	0.0	0.1
Advertising agency services.....	45	51	2.4	0.0	0.0	0.0	0.0	0.1
Advertising agency services.....	45	5101	2.4	0.0	0.0	0.0	0.0	0.1
Advertising agency services.....	45	510101	2.4	0.0	0.0	0.0	0.0	0.1
Information technology (IT) technical support and consulting services (partial).....	45	6	-0.7	0.1	-3.5	-0.3	-0.1	0.2
Information technology (IT) technical support and consulting services (partial).....	45	61	-0.7	0.1	-3.5	-0.3	-0.1	0.2
Information technology (IT) technical support and consulting services (partial).....	45	6101	-0.7	0.1	-3.5	-0.3	-0.1	0.2
Information technology (IT) technical support and consulting services (partial).....	45	610101	-0.7	0.1	-3.5	-0.3	-0.1	0.2
Employment services.....	46	-	1.8	0.2	-0.1	0.0	0.0	0.0
Permanent placement services.....	46	1	4.6	2.2	-0.1	-0.7	0.5	0.5
Permanent placement services.....	46	11	4.6	2.2	-0.1	-0.7	0.5	0.5
Employment placement services.....	46	1101	4.6	2.2	-0.1	-0.7	0.5	0.5
Employment placement services.....	46	110101	4.6	2.2	-0.1	-0.7	0.5	0.5
Executive search services.....	46	2	9.7	-1.1	4.7	-0.6	-0.3	1.8
Executive search services.....	46	21	9.7	-1.1	4.7	-0.6	-0.3	1.8
Executive search services.....	46	2101	9.7	-1.1	4.7	-0.6	-0.3	1.8
Executive search services.....	46	210101	9.7	-1.1	4.7	-0.6	-0.3	1.8
Staffing services.....	46	3	1.5	0.1	-0.2	0.1	-0.1	0.0
Temporary help services.....	46	31	1.4	0.1	-0.4	0.1	-0.2	-0.1
Temporary help services.....	46	3101	1.4	0.1	-0.4	0.1	-0.2	-0.1
Temporary help services.....	46	310101	1.4	0.1	-0.4	0.1	-0.2	-0.1
Co-employment staffing services.....	46	32	1.5	0.0	0.0	0.1	0.0	0.0
Co-employment staffing services.....	46	3201	1.5	0.0	0.0	0.1	0.0	0.0
Co-employment staffing services.....	46	320101	1.5	0.0	0.0	0.1	0.0	0.0
Travel arrangement services (partial).....	47	-	5.9	-1.1	0.4	0.3	0.9	0.0
Arrangement of flights (partial).....	47	1	9.3	-0.4	-1.1	0.4	-0.9	0.0

See footnotes at end of table.

Table 7. Producer price index percentage changes for commodity and service groupings and individual items, not seasonally adjusted — Continued
 [January 2023]

Title	Commodity code		Unadjusted 12-month percent change ¹	Unadjusted 1-month percent change ¹				
	Group code	Item code		Jan. 2022 to Jan. 2023 ^P	Aug. to Sept.	Sept. to Oct. ^P	Oct. to Nov. ^P	Nov. to Dec. ^P
Arrangement of international flights.....	47	11	0.3	-0.6	-2.1	0.6	-1.0	-0.1
Arrangement of international flights.....	47	1101	0.3	-0.6	-2.1	0.6	-1.0	-0.1
Arrangement of international flights.....	47	110101	0.3	-0.6	-2.1	0.6	-1.0	-0.1
Arrangement of domestic flights.....	47	12	30.5	0.1	0.7	0.1	-0.8	0.1
Arrangement of domestic flights (partial).....	47	1201	30.5	0.1	0.7	0.1	-0.8	0.1
Arrangement of domestic flights.....	47	120101	30.5	0.1	0.7	0.1	-0.8	0.1
Arrangement of vehicle rentals and lodging.....	47	2	0.5	-0.2	-0.4	0.7	0.5	0.3
Arrangement of vehicle rentals and lodging.....	47	21	0.5	-0.2	-0.4	0.7	0.5	0.3
Arrangement of vehicle rentals and lodging (partial).....	47	2101	0.5	-0.2	-0.4	0.7	0.5	0.3
Arrangement of vehicle rentals and lodging.....	47	210101	0.5	-0.2	-0.4	0.7	0.5	0.3
Arrangement of cruises and tours.....	47	3	17.2	-5.3	4.7	0.6	6.6	0.0
Arrangement of cruises and tours.....	47	31	17.2	-5.3	4.7	0.6	6.6	0.0
Arrangement of cruises and tours.....	47	3101	17.2	-5.3	4.7	0.6	6.6	0.0
Arrangement of cruises and tours.....	47	310101	17.2	-5.3	4.7	0.6	6.6	0.0
Other travel arrangements (partial).....	47	4	-0.4	0.0	0.0	0.0	-0.4	0.0
Other travel arrangements (partial).....	47	41	-0.4	0.0	0.0	0.0	-0.4	0.0
Other travel arrangements (partial).....	47	4101	-0.4	0.0	0.0	0.0	-0.4	0.0
Other travel arrangements (partial).....	47	410101	-0.4	0.0	0.0	0.0	-0.4	0.0
Selected security services (partial).....	48	—	7.9	2.4	0.8	0.0	0.0	1.1
Security guard services.....	48	1	7.9	2.4	0.8	0.0	0.0	1.1
Security guard services.....	48	11	7.9	2.4	0.8	0.0	0.0	1.1
Security guard services.....	48	1101	7.9	2.4	0.8	0.0	0.0	1.1
Security guard services.....	48	110101	7.9	2.4	0.8	0.0	0.0	1.1
Cleaning and building maintenance services (partial).....	49	—	4.3	0.0	-0.1	0.3	0.2	0.8
Janitorial services.....	49	1	4.3	0.0	-0.1	0.3	0.2	0.8
Janitorial services.....	49	11	4.3	0.0	-0.1	0.3	0.2	0.8
Janitorial services.....	49	1101	4.3	0.0	-0.1	0.3	0.2	0.8
Janitorial services.....	49	110101	4.3	0.0	-0.1	0.3	0.2	0.8
Waste collection and remediation services (partial).....	50	—	11.0	0.6	1.2	0.1	0.2	1.5
Waste collection.....	50	1	11.0	0.6	1.2	0.1	0.2	1.5
Solid waste collection.....	50	11	11.0	0.6	1.2	0.1	0.2	1.5
Solid waste collection.....	50	1101	11.0	0.6	1.2	0.1	0.2	1.5
Solid waste collection.....	50	110101	11.0	0.6	1.2	0.1	0.2	1.5
Health care services.....	51	—	2.4	0.0	0.4	0.2	0.1	0.6
Outpatient care (partial).....	51	1	1.4	0.0	-0.2	0.2	0.0	0.6
Outpatient care (partial).....	51	11	1.4	0.0	-0.2	0.2	0.0	0.6
Physician care.....	51	1101	0.7	0.1	0.3	0.0	0.2	0.0
Medicare patients: physician care.....	51	110102	-2.8	0.0	0.1	0.0	0.0	-1.1
Medicaid patients: physician care.....	51	110103	0.4	0.0	-0.1	0.0	0.0	0.3
Private insurance patients: physician care.....	51	110104	2.1	0.2	0.3	0.0	0.3	0.5
All other patients: physician care.....	51	110105	2.5	0.1	1.1	0.3	0.0	0.0
Medical laboratory and diagnostic imaging center care.....	51	1102	-0.1	0.0	0.0	-0.2	0.0	0.5
Medical laboratory care.....	51	110201	-0.6	0.0	0.0	-0.3	0.0	0.1
Medicare patients: medical laboratory care.....	51	1102011	0.7	0.0	0.0	0.0	0.0	2.7
Medicaid patients: medical laboratory care.....	51	1102012	0.1	0.0	0.1	0.0	0.0	0.0
Private insurance patients: medical laboratory care.....	51	1102013	-0.9	0.0	-0.1	-0.4	-0.1	0.0
All other patients: medical laboratory care.....	51	1102014	0.2	0.0	0.0	0.0	0.5	0.0
Diagnostic imaging center care.....	51	110202	0.9	0.0	0.0	0.0	0.0	1.2
Medicare and Medicaid patients: diagnostic imaging center care.....	51	1102021	-1.9	0.0	0.0	0.0	0.0	-0.7
Private insurance and all other patients: diagnostic imaging center care.....	51	1102024	1.8	0.0	0.0	0.0	0.0	1.8
Home health and hospice care.....	51	1103	1.7	0.2	1.4	0.1	0.1	0.3
Home health and hospice care.....	51	110301	1.7	0.2	1.4	0.1	0.1	0.3
Medicare and Medicaid patients: home health and hospice care.....	51	11030101	0.5	0.0	1.3	0.0	0.0	-0.1
Medicare patients: home health and hospice care.....	51	110301011	-1.5	0.0	1.3	0.0	0.0	-0.8
Medicaid patients: home health and hospice care.....	51	110301012	2.4	0.1	1.3	0.0	0.0	0.4
Private insurance and all other patients: home health and hospice care.....	51	11030102	6.2	0.8	1.9	0.5	0.6	1.3
Private insurance patients: home health and hospice care.....	51	110301021	0.6	0.0	0.0	0.0	0.0	0.0

See footnotes at end of table.

Table 7. Producer price index percentage changes for commodity and service groupings and individual items, not seasonally adjusted — Continued
 [January 2023]

Title	Commodity code		Unadjusted 12-month percent change ¹	Unadjusted 1-month percent change ¹				
	Group code	Item code		Jan. 2022 to Jan. 2023 ^P	Aug. to Sept.	Sept. to Oct. ^P	Oct. to Nov. ^P	Nov. to Dec. ^P
All other patients: home health and hospice care.....	51	110301022	8.4	1.1	2.8	0.7	0.8	1.5
Hospital outpatient care.....	51	1104	1.9	-0.2	-0.9	0.3	-0.1	1.4
Hospital outpatient care.....	51	110401	1.9	-0.2	-0.9	0.3	-0.1	1.4
Hospital outpatient care, general medical & surgical hospitals.....	51	1104011	1.9	-0.2	-0.9	0.4	-0.1	1.5
Medicare patients: hospital outpatient care, general medical and surgical hospitals.....	51	11040111	-0.7	0.0	0.0	0.0	0.1	1.7
Medicaid patients: hospital outpatient care, general medical and surgical hospitals.....	51	11040112	-1.6	-0.2	-1.3	0.0	0.0	-0.2
Private insurance and all other patients: outpatient care, gen. medical and surgical hospitals.....	51	11040113	2.6	-0.3	-1.1	0.4	-0.2	1.5
Dental care.....	51	1105	1.9	0.7	-0.1	0.0	0.0	0.3
Private insurance patients: dental care.....	51	110502	2.0	0.7	-0.2	0.0	0.0	0.4
Private insurance patients: dental visits and consultations.....	51	1105021	3.4	0.7	-0.6	0.0	0.0	0.6
Private insurance patients: dental surgical intervention services.....	51	1105022	0.5	0.0	-0.2	0.0	0.0	0.5
Private insurance patients: dental non-surgical intervention services.....	51	1105023	1.4	0.9	0.0	0.0	0.0	0.1
Medicare, Medicaid and all other patients: dental care.....	51	110503	1.8	0.6	0.0	0.0	0.0	0.2
Medicare, Medicaid and all other patients: dental visits and consultations.....	51	1105031	2.2	0.0	0.0	0.0	0.0	0.3
Medicare, Medicaid and all other patients: dental surgical intervention services.....	51	1105032	0.7	-0.1	0.0	0.0	0.0	0.4
Medicare and Medicaid and all other patients: dental non-surgical intervention services.....	51	1105033	1.8	1.2	0.0	0.0	0.0	0.1
Inpatient care.....	51	2	4.0	0.0	1.4	0.1	0.3	0.5
Inpatient care.....	51	21	4.0	0.0	1.4	0.1	0.3	0.5
Hospital inpatient care.....	51	2101	3.6	0.0	1.5	0.1	0.3	0.4
Hospital inpatient care.....	51	210101	3.6	0.0	1.5	0.1	0.3	0.4
Hospital inpatient care, general medical and surgical hospitals.....	51	2101011	3.8	0.1	1.6	0.1	0.3	0.5
Medicare patients: hospital inpatient care, general medical and surgical hospitals.....	51	21010111	3.1	0.0	4.5	0.0	0.0	0.0
Medicaid patients: hospital inpatient care, general medical and surgical hospitals.....	51	21010112	4.5	0.0	0.0	1.9	0.0	0.1
Private insur. & all other patients: hospital inpatient, general medical and surgical hospitals.....	51	21010113	4.3	0.1	0.0	-0.2	0.6	0.9
Private insurance patients: hospital inpatient care, general medical and surgical hospitals.....	51	210101131	4.9	0.2	0.0	-0.3	0.7	1.0
All other patients: hospital inpatient care, general medical and surgical hospitals.....	51	210101132	0.7	0.0	0.0	-0.1	0.0	0.9
Hospital inpatient care, psychiatric & substance abuse hospitals.....	51	2101012	0.3	0.0	-0.1	0.2	0.0	0.1
Hospital inpatient care, specialty hospitals.....	51	2101013	0.1	-0.9	-0.1	0.1	0.3	0.0
Medicare patients: hospital inpatient care, specialty hospitals.....	51	21010131	1.9	-2.1	-0.5	0.2	1.0	0.0
Medicaid patients: hospital inpatient care, specialty hospitals.....	51	21010132	3.5	1.0	0.5	0.5	1.0	0.0
Private insurance and all other patients: hospital inpatient care, specialty hospitals.....	51	21010133	-2.0	-0.4	0.1	0.0	-0.3	0.0
Nursing home care.....	51	2102	5.0	0.1	1.1	0.3	0.1	0.4
Nursing home care.....	51	210201	5.0	0.1	1.1	0.3	0.1	0.4
Medicare and Medicaid patients: Nursing home care.....	51	21020101	5.0	0.3	1.6	0.3	0.0	0.5
Medicaid patients: Nursing home care.....	51	210201011	7.7	0.5	1.0	0.5	-0.1	0.9
Medicare patients: Nursing home care.....	51	210201012	0.8	0.0	2.5	0.0	0.0	0.0
Private insurance and all other patients: Nursing home care.....	51	21020102	5.0	-0.1	0.6	0.3	0.3	0.3
Private insurance patients: Nursing home care.....	51	210201021	-0.5	0.0	0.0	0.0	0.0	0.0
All other patients: Nursing home care.....	51	210201022	6.0	-0.1	0.7	0.4	0.3	0.4
Intellectual and developmental disability center care.....	51	2103	6.6	-0.1	0.2	0.0	-0.1	2.6
Intellectual and developmental disability center care.....	51	210301	6.6	-0.1	0.2	0.0	-0.1	2.6
Medicaid patients: Intellectual and developmental disability center care.....	51	21030101	6.0	-0.1	0.2	0.0	-0.1	0.6
Medicare, private ins. & all other patients: Intellectual & develop. disability center care.....	51	21030102	9.5	0.0	0.0	0.0	0.0	11.6
Sales of blood and blood products, organs, and tissues.....	51	3	5.0	0.1	-0.1	1.2	0.4	0.6
Sales of blood and blood products, organs, and tissues.....	51	31	5.0	0.1	-0.1	1.2	0.4	0.6
Sales of blood and blood products, organs, and tissues.....	51	3101	5.0	0.1	-0.1	1.2	0.4	0.6
Sales of blood and blood products, organs, and tissues.....	51	310101	5.0	0.1	-0.1	1.2	0.4	0.6
Accommodation services.....	53	-	10.6	-3.8	4.9	-1.7	0.0	-1.0
Traveler accommodation services.....	53	1	10.6	-3.8	4.9	-1.7	0.0	-1.0
Traveler accommodation services.....	53	11	10.6	-3.8	4.9	-1.7	0.0	-1.0
Guestroom or unit rental.....	53	1101	10.5	-4.2	5.3	-1.9	0.0	-1.3
Guestroom or unit rental.....	53	110101	10.5	-4.2	5.3	-1.9	0.0	-1.3
Other traveler accommodation services.....	53	1102	10.9	0.4	0.6	0.0	0.0	3.3

See footnotes at end of table.

Table 7. Producer price index percentage changes for commodity and service groupings and individual items, not seasonally adjusted — Continued
[January 2023]

Title	Commodity code		Unadjusted 12-month percent change ¹	Unadjusted 1-month percent change ¹				
	Group code	Item code		Jan. 2022 to Jan. 2023 ^P	Aug. to Sept.	Sept. to Oct. ^P	Oct. to Nov. ^P	Nov. to Dec. ^P
Other traveler accommodation services.....	53	110201	10.9	0.4	0.6	0.0	0.0	3.3
Food and beverage for immediate consumption services (partial).....	54	—	3.9	-0.9	-0.4	0.5	-0.5	0.9
Food and beverage for immediate consumption services (partial).....	54	1	3.9	-0.9	-0.4	0.5	-0.5	0.9
Food and nonalcoholic beverages for immediate consumption (partial).....	54	11	2.8	-1.2	-0.5	0.6	-0.6	1.1
Food and nonalcoholic beverages for immediate consumption (partial).....	54	1101	2.8	-1.2	-0.5	0.6	-0.6	1.1
Food and nonalcoholic beverages for immediate consumption (partial).....	54	110101	2.8	-1.2	-0.5	0.6	-0.6	1.1
Alcoholic beverages for immediate consumption (partial).....	54	12	9.4	0.4	0.0	0.0	0.0	0.4
Alcoholic beverages for immediate consumption (partial).....	54	1201	9.4	0.4	0.0	0.0	0.0	0.4
Alcoholic beverages for immediate consumption (partial).....	54	120101	9.4	0.4	0.0	0.0	0.0	0.4
Repair and maintenance services (partial).....	55	—	6.2	0.5	0.5	0.3	0.2	0.5
Commercial and industrial machinery and equipment repair and maintenance.....	55	1	11.1	0.9	1.2	0.1	0.0	0.1
Commercial and industrial machinery and equipment repair and maintenance.....	55	11	11.1	0.9	1.2	0.1	0.0	0.1
Commercial machinery repair and maintenance.....	55	1101	11.1	0.9	1.2	0.1	0.0	0.1
Commercial machinery repair and maintenance.....	55	110101	11.1	0.9	1.2	0.1	0.0	0.1
Motor vehicle repair and maintenance (partial).....	55	2	5.8	0.6	0.4	0.4	0.2	0.4
Motor vehicle repair and maintenance (partial).....	55	21	5.8	0.6	0.4	0.4	0.2	0.4
Motor vehicle repair and maintenance (partial).....	55	2101	5.8	0.6	0.4	0.4	0.2	0.4
Motor vehicle repair and maintenance (partial).....	55	210101	5.8	0.6	0.4	0.4	0.2	0.4
Ship repair and maintenance.....	55	3	9.4	0.8	0.0	0.0	1.1	1.9
Ship repair and maintenance.....	55	31	9.4	0.8	0.0	0.0	1.1	1.9
Ship repair, military.....	55	3101	2.9	0.0	0.0	0.0	0.3	0.7
Ship repair, military.....	55	310101	2.9	0.0	0.0	0.0	0.3	0.7
Ship repair, nonmilitary.....	55	3102	25.7	2.7	0.0	0.1	2.9	3.7
Ship repair, nonmilitary.....	55	310201	25.7	2.7	0.0	0.1	2.9	3.7
Aircraft repair and maintenance.....	55	4	2.3	0.0	0.0	0.1	0.5	1.4
Aircraft repair and maintenance.....	55	41	2.3	0.0	0.0	0.1	0.5	1.4
Aircraft repair and maintenance.....	55	4101	2.3	0.0	0.0	0.1	0.5	1.4
Aircraft repair and maintenance.....	55	410101	2.3	0.0	0.0	0.1	0.5	1.4
Entertainment services (partial).....	56	—	4.0	2.5	0.4	-1.2	0.7	2.1
Membership dues and admissions and recreation facility use fees (partial).....	56	1	7.4	0.4	1.0	1.3	1.1	2.6
Membership dues and admissions and recreation facility use fees (partial).....	56	11	7.4	0.4	1.0	1.3	1.1	2.6
Membership dues.....	56	1101	7.0	0.0	0.4	0.0	0.1	4.3
Membership dues, golf courses and country clubs.....	56	110101	10.1	0.0	-0.1	0.1	0.1	7.7
Membership dues, fitness and recreational sports centers.....	56	110102	5.0	0.0	0.9	0.0	0.0	2.1
Admissions and recreational facilities use fees (partial).....	56	1102	8.4	1.0	2.0	3.5	2.9	0.1
Admissions and recreational facilities use fees, golf courses and country clubs.....	56	110201	4.7	-1.3	0.2	6.4	4.2	1.4
Admissions and recreational facilities use fees, fitness and recreational sports centers.....	56	110202	5.1	0.0	1.4	0.0	0.0	3.9
Admissions and recreational facilities use fees, amusement and theme parks.....	56	110203	9.3	2.4	2.9	2.3	2.5	-2.2
Recreational activity instruction fees (partial).....	56	2	1.6	0.0	0.0	0.0	0.0	0.0
Recreational activity instruction fees (partial).....	56	21	1.6	0.0	0.0	0.0	0.0	0.0
Recreational activity instruction fees (partial).....	56	2101	1.6	0.0	0.0	0.0	0.0	0.0
Recreational activity instruction fees (partial).....	56	210101	1.6	0.0	0.0	0.0	0.0	0.0
Gaming receipts (partial).....	56	3	-0.1	5.4	-0.2	-4.3	0.3	1.7
Gaming receipts (partial).....	56	31	-0.1	5.4	-0.2	-4.3	0.3	1.7
Gaming receipts (partial).....	56	3101	-0.1	5.4	-0.2	-4.3	0.3	1.7
Gaming receipts (partial).....	56	310101	-0.1	5.4	-0.2	-4.3	0.3	1.7
Wholesale trade services.....	57	—	8.4	0.4	-0.1	1.2	-0.6	-0.3
Machinery and equipment and parts and supplies wholesaling.....	57	1	7.2	1.1	-0.4	2.0	1.4	-0.5
Machinery and equipment and parts and supplies wholesaling.....	57	11	7.2	1.1	-0.4	2.0	1.4	-0.5
Parts and supplies for machinery and equipment wholesaling.....	57	1102	2.9	1.4	-0.2	2.2	-1.3	0.1
Parts and supplies for machinery and equipment wholesaling.....	57	110201	2.9	1.4	-0.2	2.2	-1.3	0.1
Machinery and vehicle wholesaling.....	57	1103	16.1	1.2	-0.4	1.6	4.6	-0.8
Machinery and vehicle wholesaling.....	57	110301	16.1	1.2	-0.4	1.6	4.6	-0.8
Professional and commercial equipment wholesaling.....	57	1104	-1.3	-0.5	-1.6	2.5	1.7	-1.2

See footnotes at end of table.

Table 7. Producer price index percentage changes for commodity and service groupings and individual items, not seasonally adjusted — Continued
 [January 2023]

Title	Commodity code		Unadjusted 12-month percent change ¹	Unadjusted 1-month percent change ¹				
	Group code	Item code		Jan. 2022 to Jan. 2023 ^P	Aug. to Sept.	Sept. to Oct. ^P	Oct. to Nov. ^P	Nov. to Dec. ^P
Professional and commercial equipment wholesaling.....	57	110401	-1.3	-0.5	-1.6	2.5	1.7	-1.2
Furnishings wholesaling.....	57	2	7.2	0.8	1.6	-1.3	-0.1	0.1
Furnishings wholesaling.....	57	21	7.2	0.8	1.6	-1.3	-0.1	0.1
Furnishings wholesaling.....	57	2101	7.2	0.8	1.6	-1.3	-0.1	0.1
Furnishings wholesaling.....	57	210101	7.2	0.8	1.6	-1.3	-0.1	0.1
Building materials, paint, and hardware wholesaling.....	57	3	2.1	-1.4	0.1	-0.5	-2.5	-1.8
Building materials, paint, and hardware wholesaling.....	57	31	2.1	-1.4	0.1	-0.5	-2.5	-1.8
Building materials, paint, and hardware wholesaling.....	57	3101	2.1	-1.4	0.1	-0.5	-2.5	-1.8
Building materials, paint, and hardware wholesaling.....	57	310101	2.1	-1.4	0.1	-0.5	-2.5	-1.8
Metals, minerals, and ores wholesaling.....	57	4	-11.8	-2.7	-0.9	1.0	-4.4	1.3
Metals, minerals, and ores wholesaling.....	57	41	-11.8	-2.7	-0.9	1.0	-4.4	1.3
Metals, minerals, and ores wholesaling.....	57	4101	-11.8	-2.7	-0.9	1.0	-4.4	1.3
Metals, minerals, and ores wholesaling.....	57	410101	-11.8	-2.7	-0.9	1.0	-4.4	1.3
Chemicals and allied products wholesaling.....	57	5	16.4	-0.7	-0.6	1.4	-2.4	4.4
Chemicals and allied products wholesaling.....	57	51	16.4	-0.7	-0.6	1.4	-2.4	4.4
Chemicals and allied products wholesaling.....	57	5101	16.4	-0.7	-0.6	1.4	-2.4	4.4
Chemicals and allied products wholesaling.....	57	510101	16.4	-0.7	-0.6	1.4	-2.4	4.4
Paper and plastics products wholesaling.....	57	6	17.9	3.9	-0.3	0.4	2.4	-1.7
Paper and plastics products wholesaling.....	57	61	17.9	3.9	-0.3	0.4	2.4	-1.7
Paper and plastics products wholesaling.....	57	6101	17.9	3.9	-0.3	0.4	2.4	-1.7
Paper and plastics products wholesaling.....	57	610101	17.9	3.9	-0.3	0.4	2.4	-1.7
Apparel wholesaling.....	57	7	-4.4	2.9	5.0	-1.8	-9.0	-6.7
Apparel wholesaling.....	57	71	-4.4	2.9	5.0	-1.8	-9.0	-6.7
Apparel wholesaling.....	57	7101	-4.4	2.9	5.0	-1.8	-9.0	-6.7
Apparel wholesaling.....	57	710101	-4.4	2.9	5.0	-1.8	-9.0	-6.7
Food and alcohol wholesaling.....	57	8	6.7	-1.1	1.9	-0.3	-1.7	-2.0
Food and alcohol wholesaling.....	57	81	6.7	-1.1	1.9	-0.3	-1.7	-2.0
Food wholesaling.....	57	8101	5.0	-1.6	2.1	-0.5	-2.0	-2.4
Food wholesaling.....	57	810101	5.0	-1.6	2.1	-0.5	-2.0	-2.4
Alcohol wholesaling.....	57	8102	14.9	1.2	1.2	0.7	-0.5	0.8
Alcohol wholesaling.....	57	810201	14.9	1.2	1.2	0.7	-0.5	0.8
Other commodities wholesaling.....	57	9	16.5	0.5	-1.5	2.0	-1.3	-0.3
Other commodities wholesaling.....	57	91	16.5	0.5	-1.5	2.0	-1.3	-0.3
Other commodities wholesaling.....	57	9101	16.5	0.5	-1.5	2.0	-1.3	-0.3
Other commodities wholesaling.....	57	910101	16.5	0.5	-1.5	2.0	-1.3	-0.3
Retail trade services.....	58	—	5.8	-0.6	1.2	-1.6	0.6	0.2
Food and alcohol retailing.....	58	1	15.6	2.1	3.1	-1.7	-1.3	1.6
Food and alcohol retailing.....	58	11	15.6	2.1	3.1	-1.7	-1.3	1.6
Food retailing.....	58	1102	16.7	2.1	2.8	-1.7	-1.6	1.8
Food retailing.....	58	110201	16.7	2.1	2.8	-1.7	-1.6	1.8
Alcohol retailing.....	58	1103	8.0	1.2	5.7	-1.4	1.2	0.6
Alcohol retailing.....	58	110301	8.0	1.2	5.7	-1.4	1.2	0.6
Health and beauty care retailing, including optical goods.....	58	2	3.7	-3.8	2.8	-4.2	3.6	4.1
Health and beauty care retailing, including optical goods.....	58	21	3.7	-3.8	2.8	-4.2	3.6	4.1
Health and beauty care retailing, including optical goods.....	58	2101	3.7	-3.8	2.8	-4.2	3.6	4.1
Health and beauty care retailing, including optical goods.....	58	210101	3.7	-3.8	2.8	-4.2	3.6	4.1
Apparel, jewelry, footwear, and accessories retailing.....	58	3	2.9	5.5	5.8	-4.4	-0.4	-0.5
Apparel, jewelry, footwear, and accessories retailing.....	58	31	2.9	5.5	5.8	-4.4	-0.4	-0.5
Apparel, footwear, and accessories retailing.....	58	3101	2.3	7.6	6.3	-5.2	-1.5	-1.2
Apparel, footwear, and accessories retailing.....	58	310101	2.3	7.6	6.3	-5.2	-1.5	-1.2
Jewelry retailing.....	58	3102	6.6	-5.0	3.3	0.5	5.3	3.8
Jewelry retailing.....	58	310201	6.6	-5.0	3.3	0.5	5.3	3.8
Computer hardware, software, and supplies retailing.....	58	4	-8.8	0.3	0.8	-6.2	0.6	-1.4
Computer hardware, software, and supplies retailing.....	58	41	-8.8	0.3	0.8	-6.2	0.6	-1.4
Computer hardware, software, and supplies retailing.....	58	4101	-8.8	0.3	0.8	-6.2	0.6	-1.4
Computer hardware, software, and supplies retailing.....	58	410101	-8.8	0.3	0.8	-6.2	0.6	-1.4

See footnotes at end of table.

Table 7. Producer price index percentage changes for commodity and service groupings and individual items, not seasonally adjusted — Continued
 [January 2023]

Title	Commodity code		Unadjusted 12-month percent change ¹	Unadjusted 1-month percent change ¹				
	Group code	Item code		Jan. 2022 to Jan. 2023 ^P	Aug. to Sept.	Sept. to Oct. ^P	Oct. to Nov. ^P	Nov. to Dec. ^P
TV, video, and photographic equipment and supplies retailing.	58	5	-24.2	-11.6	-4.5	-11.4	-5.9	6.5
TV, video, and photographic equipment and supplies retailing.	58	51	-24.2	-11.6	-4.5	-11.4	-5.9	6.5
TV, video, and photographic equipment and supplies retailing.	58	5101	-24.2	-11.6	-4.5	-11.4	-5.9	6.5
TV, video, and photographic equipment and supplies retailing.	58	510101	-24.2	-11.6	-4.5	-11.4	-5.9	6.5
Automobiles and automobile parts retailing.	58	6	-1.0	-0.4	-3.3	-0.2	-4.3	1.0
Automobiles and automobile parts retailing.	58	61	-1.0	-0.4	-3.3	-0.2	-4.3	1.0
Automobile retailing (Partial).	58	6101	-9.0	-1.2	-5.0	-1.3	-6.7	1.1
Automobile retailing (Partial).	58	610101	-9.0	-1.2	-5.0	-1.3	-6.7	1.1
Automotive parts, including tires, retailing.	58	6102	17.5	1.3	0.4	2.2	0.2	0.8
Automotive parts, including tires, retailing.	58	610201	17.5	1.3	0.4	2.2	0.2	0.8
RVs, trailers, and campers retailing.	58	8	-54.3	-8.8	-6.3	-15.5	-9.4	-1.2
RVs, trailers, and campers retailing.	58	81	-54.3	-8.8	-6.3	-15.5	-9.4	-1.2
RVs, trailers, and campers retailing.	58	8101	-54.3	-8.8	-6.3	-15.5	-9.4	-1.2
RVs, trailers, and campers retailing.	58	810101	-54.3	-8.8	-6.3	-15.5	-9.4	-1.2
Sporting goods, including boats, retailing.	58	9	13.4	-2.5	4.6	-4.3	-1.3	13.9
Sporting goods, including boats, retailing.	58	91	13.4	-2.5	4.6	-4.3	-1.3	13.9
Sporting goods, including boats, retailing.	58	9101	13.4	-2.5	4.6	-4.3	-1.3	13.9
Sporting goods, including boats, retailing.	58	910101	13.4	-2.5	4.6	-4.3	-1.3	13.9
Lawn, garden, and farm equipment and supplies retailing.	58	A	15.0	0.7	-3.7	0.6	-4.2	0.7
Lawn, garden, and farm equipment and supplies retailing.	58	A1	15.0	0.7	-3.7	0.6	-4.2	0.7
Lawn, garden, and farm equipment and supplies retailing.	58	A101	15.0	0.7	-3.7	0.6	-4.2	0.7
Lawn, garden, and farm equipment and supplies retailing.	58	A10101	15.0	0.7	-3.7	0.6	-4.2	0.7
Furniture retailing.	58	B	-7.0	-0.1	-3.6	-1.0	0.8	3.0
Furniture retailing.	58	B1	-7.0	-0.1	-3.6	-1.0	0.8	3.0
Furniture retailing.	58	B101	-7.0	-0.1	-3.6	-1.0	0.8	3.0
Furniture retailing.	58	B10101	-7.0	-0.1	-3.6	-1.0	0.8	3.0
Flooring and floor coverings retailing.	58	C	-5.2	-3.7	3.7	0.5	-4.1	0.7
Flooring and floor coverings retailing.	58	C1	-5.2	-3.7	3.7	0.5	-4.1	0.7
Flooring and floor coverings retailing.	58	C101	-5.2	-3.7	3.7	0.5	-4.1	0.7
Flooring and floor coverings retailing.	58	C10101	-5.2	-3.7	3.7	0.5	-4.1	0.7
Hardware and building materials and supplies retailing.	58	D	-12.9	-3.7	1.6	0.6	-5.8	-0.7
Hardware and building materials and supplies retailing.	58	D1	-12.9	-3.7	1.6	0.6	-5.8	-0.7
Hardware and building materials and supplies retailing.	58	D101	-12.9	-3.7	1.6	0.6	-5.8	-0.7
Hardware and building materials and supplies retailing.	58	D10101	-12.9	-3.7	1.6	0.6	-5.8	-0.7
Major household appliance retailing.	58	E	-2.6	-1.5	-1.5	-1.7	1.2	2.6
Major household appliance retailing.	58	E1	-2.6	-1.5	-1.5	-1.7	1.2	2.6
Major household appliance retailing.	58	E101	-2.6	-1.5	-1.5	-1.7	1.2	2.6
Major household appliance retailing.	58	E10101	-2.6	-1.5	-1.5	-1.7	1.2	2.6
Fuels and lubricants retailing.	58	F	23.5	-7.4	-2.5	3.5	20.6	-17.4
Fuels and lubricants retailing.	58	F1	23.5	-7.4	-2.5	3.5	20.6	-17.4
Automotive fuels and lubricants retailing.	58	F101	23.7	-8.1	-1.1	1.4	17.1	-14.9
Automotive fuels and lubricants retailing.	58	F10101	23.7	-8.1	-1.1	1.4	17.1	-14.9
Household fuels retailing.	58	F102	27.3	-1.4	-15.8	27.5	50.9	-31.4
Household fuels retailing.	58	F10201	27.3	-1.4	-15.8	27.5	50.9	-31.4
Cleaning supplies and paper products retailing.	58	G	13.5	-1.0	-1.3	-1.3	-2.0	2.9
Cleaning supplies and paper products retailing.	58	G1	13.5	-1.0	-1.3	-1.3	-2.0	2.9
Cleaning supplies and paper products retailing.	58	G101	13.5	-1.0	-1.3	-1.3	-2.0	2.9
Cleaning supplies and paper products retailing.	58	G10101	13.5	-1.0	-1.3	-1.3	-2.0	2.9
Book retailing.	58	H	-0.1	-0.5	1.8	0.3	-5.9	2.5
Book retailing.	58	H1	-0.1	-0.5	1.8	0.3	-5.9	2.5
Book retailing.	58	H101	-0.1	-0.5	1.8	0.3	-5.9	2.5
Book retailing.	58	H10101	-0.1	-0.5	1.8	0.3	-5.9	2.5
Other merchandise retailing (partial).	58	I	8.7	0.6	0.4	-0.9	-1.2	-0.2
Other merchandise retailing (partial).	58	I1	8.7	0.6	0.4	-0.9	-1.2	-0.2
Other merchandise retailing (partial).	58	I101	8.7	0.6	0.4	-0.9	-1.2	-0.2
Other merchandise retailing (partial).	58	I10101	8.7	0.6	0.4	-0.9	-1.2	-0.2

See footnotes at end of table.

Table 7. Producer price index percentage changes for commodity and service groupings and individual items, not seasonally adjusted — Continued
[January 2023]

Title	Commodity code		Unadjusted 12-month percent change ¹	Unadjusted 1-month percent change ¹				
	Group code	Item code		Jan. 2022 to Jan. 2023 ^P	Aug. to Sept.	Sept. to Oct. ^P	Oct. to Nov. ^P	Nov. to Dec. ^P
Metal treatment services.....	59	—	8.8	0.0	0.8	0.0	-0.6	2.1
Metal treatment services.....	59	1	8.8	0.0	0.8	0.0	-0.6	2.1
Metal treatment services.....	59	11	8.8	0.0	0.8	0.0	-0.6	2.1
Metal plating and polishing.....	59	1101	11.6	0.0	1.0	0.0	0.0	2.8
Metal plating and polishing.....	59	110111	11.6	0.0	1.0	0.0	0.0	2.8
Metal coating and allied services.....	59	1102	4.9	-0.3	-0.1	0.0	-1.3	1.7
Metal coating and allied services.....	59	110222	4.9	-0.3	-0.1	0.0	-1.3	1.7
Metal heat treating.....	59	1103	14.0	0.6	2.2	0.0	0.0	2.3
Metal heat treating.....	59	110349	14.0	0.6	2.2	0.0	0.0	2.3
Mining services.....	60	—	8.5	2.4	0.2	0.4	0.2	0.1
Mining services.....	60	1	8.5	2.4	0.2	0.4	0.2	0.1
Mining services.....	60	11	8.5	2.4	0.2	0.4	0.2	0.1
Metal mining services.....	60	1101	28.0	0.0	0.0	0.0	-2.3	0.0
Metal mining services.....	60	110101	28.0	0.0	0.0	0.0	-2.3	0.0
Support activities for coal mining.....	60	1102	3.4	0.5	0.0	1.6	-0.4	0.4
Support activities for coal mining.....	60	110201	3.4	0.5	0.0	1.6	-0.4	0.4
Drilling oil and gas wells services.....	60	1103	14.1	6.5	0.3	0.8	1.2	0.4
Drilling oil and gas wells services.....	60	110301	14.1	6.5	0.3	0.8	1.2	0.4
Support activities for oil and gas operations.....	60	1104	6.2	1.1	0.2	0.3	-0.1	0.0
Support activities for oil and gas operations.....	60	110401	6.2	1.1	0.2	0.3	-0.1	0.0
Nonmetallic minerals mining services.....	60	1105	—	0.0	—	—	—	—
Nonmetallic minerals mining services.....	60	110501	—	0.0	—	—	—	—
Contract work on textile products, apparel, and leather.....	61	—	4.4	0.1	0.2	1.5	0.0	0.5
Contract work on textile products and apparel.....	61	1	4.3	0.1	0.2	1.5	0.0	0.5
Contract work on textile products and apparel.....	61	11	4.3	0.1	0.2	1.5	0.0	0.5
Contract work on textile products.....	61	1102	5.7	0.2	0.1	0.0	0.0	1.0
Commission finishing of broadwoven fabrics.....	61	110201	4.7	0.2	0.1	0.0	0.0	1.0
Commission finishing of cotton broadwoven fabrics.....	61	1102011	7.2	0.1	0.2	0.0	0.0	5.8
Other commission finishing of broadwoven fabrics (excl. cotton & wool).....	61	1102012	5.8	0.2	0.1	0.0	0.0	0.0
Commission knit or knit & finishing of weft & warp knit fabric.....	61	110204	11.1	0.0	0.3	0.0	0.0	0.0
Contract work on apparel.....	61	1103	3.0	0.0	0.3	2.6	0.0	0.0
Contract work on women's, girls' and infants' apparel.....	61	11031	—	0.0	0.1	0.0	—	—
Contract work on women's, girls', and infants' nontailored coats, jackets, & other outerwear.....	61	110313	—	0.0	0.1	—	—	—
Contract work on men's and boys' (including unisex) apparel.....	61	11032	7.1	0.0	0.7	6.3	0.0	0.0
Contract work on men's and boys' pants, work apparel, and other outerwear.....	61	110321	9.8	0.0	0.9	8.8	0.0	0.0
Contract work on men's and boys' shirts, tailored suits/coats/jackets, & underwear/nightwear.....	61	110323	—	0.0	0.1	0.0	—	—
Contract & commission receipts for tanning or finishing leather owned by others.....	61	2	13.5	0.3	0.0	0.0	0.0	1.2
Contract & commission receipts for tanning or finishing leather owned by others.....	61	21	13.5	0.3	0.0	0.0	0.0	1.2
Contract and commission receipts for tanning or finishing leather owned by others.....	61	2101	13.5	0.3	0.0	0.0	0.0	1.2
Contract and commission receipts for tanning or finishing leather owned by others.....	61	210101	13.5	0.3	0.0	0.0	0.0	1.2
Construction (partial).....	80	—	14.6	0.2	2.2	0.1	0.0	1.6
New nonresidential building construction.....	80	1	17.3	0.2	2.8	0.1	0.0	1.7
New nonresidential building construction.....	80	11	17.3	0.2	2.8	0.1	0.0	1.7
New warehouse building construction.....	80	1101	13.7	0.3	2.0	0.3	-0.2	0.0
New warehouse building construction.....	80	110101	13.7	0.3	2.0	0.3	-0.2	0.0
New school building construction.....	80	1102	16.3	0.3	3.3	0.0	-0.1	1.4
New school building construction.....	80	110201	16.3	0.3	3.3	0.0	-0.1	1.4
New office building construction.....	80	1103	19.6	0.3	2.3	0.1	0.3	3.4
New office building construction.....	80	110301	19.6	0.3	2.3	0.1	0.3	3.4
New industrial building construction.....	80	1104	17.3	0.1	2.8	0.2	-0.1	0.7
New industrial building construction.....	80	110401	17.3	0.1	2.8	0.2	-0.1	0.7
New health care building construction.....	80	1105	17.7	0.1	3.3	0.1	0.1	1.7
New health care building construction.....	80	110501	17.7	0.1	3.3	0.1	0.1	1.7
Maintenance and repair of nonresidential buildings (partial).....	80	2	6.3	0.3	0.6	0.1	0.1	0.8

See footnotes at end of table.

Table 7. Producer price index percentage changes for commodity and service groupings and individual items, not seasonally adjusted — Continued
 [January 2023]

Title	Commodity code		Unadjusted 12-month percent change ¹	Unadjusted 1-month percent change ¹				
	Group code	Item code	Jan. 2022 to Jan. 2023 ^p	Aug. to Sept.	Sept. to Oct. ^p	Oct. to Nov. ^p	Nov. to Dec. ^p	Dec. to Jan. ^p
Maintenance and repair of nonresidential buildings (partial)	80	21	6.3	0.3	0.6	0.1	0.1	0.8
Maintenance and repair of nonresidential buildings (partial)	80	2101	6.3	0.3	0.6	0.1	0.1	0.8
Maintenance and repair of nonresidential buildings (partial)	80	210101	6.3	0.3	0.6	0.1	0.1	0.8

¹ All indexes are subject to revision for 4 months after their originally scheduled publication to incorporate late reports and corrections by survey respondents.

² Due to incomplete coverage of the services sector, some services indexes in this table reflect only a portion of their wherever-provided output. These indexes are flagged using the term "partial" at the end of their titles. For more information regarding wherever-provided services indexes, go to <https://www.bls.gov/ppi/wepnotice.htm>. This webpage includes methodology documentation, a table identifying missing coverage areas for those indexes with incomplete coverage, and a concordance table between wherever-provided services indexes and Census product codes.

p Preliminary

"-" Data not available.

Table 8. Producer price indexes and percentage changes for selected commodity and service groupings and individual items, seasonally adjusted
 [January 2023, Index base 1982=100, unless otherwise indicated]

Title	Commodity code		Other index base	Seasonally adjusted index ¹					Seasonally adjusted 1-month percent change ¹		
	Group code	Item code		Sept. 2022	Oct. 2022 ^P	Nov. 2022 ^P	Dec. 2022 ^P	Jan. 2023 ^P	Oct. to Nov. ^P	Nov. to Dec. ^P	Dec. to Jan. ^P
Goods											
Fruits & melons, fresh/dry vegs. & nuts.....	01	1		-	-	-	-	-	-	-	-
Fresh fruits and melons.....	01	11		-	-	-	-	-	-	-	-
Citrus fruits.....	01	1101		373.392	420.863	320.161	343.346	367.177	-23.9	7.2	6.9
Other fruits and berries.....	01	1102		-	-	-	-	-	-	-	-
Melons.....			12/91	-	-	-	-	-	-	-	-
Fresh and dry vegetables.....	01	13		-	-	-	-	-	-	-	-
Dry vegetables.....	01	1301		256.532	246.455	238.850	236.053	234.777	-3.1	-1.2	-0.5
Fresh vegetables, except potatoes.....	01	1302		-	-	-	-	-	-	-	-
Sweet potatoes.....	01	1303		156.528	165.400	159.656	159.720	158.845	-3.5	0.0	-0.5
Potatoes.....	01	1306	12/11	223.484	174.640	198.534	204.257	205.393	13.7	2.9	0.6
Tree nuts.....				-	-	-	-	-	-	-	-
Tree nuts.....				-	-	-	-	-	-	-	-
Grains.....	01	2		308.282	294.525	285.024	273.682	269.913	-3.2	-4.0	-1.4
Wheat.....	01	21		-	-	-	-	-	-	-	-
Wheat.....	01	2101		-	-	-	-	-	-	-	-
Other grains.....	01	22		329.495	307.606	296.633	285.975	282.433	-3.6	-3.6	-1.2
Barley.....	01	2201		-	-	-	-	-	-	-	-
Corn.....	01	2202		324.043	301.202	290.092	279.530	276.079	-3.7	-3.6	-1.2
Oats.....	01	2203		-	-	-	-	-	-	-	-
Sorghum.....	01	2205	12/91	-	-	-	-	-	-	-	-
Rough rice.....			12/91	-	-	-	-	-	-	-	-
Rough rice.....			12/91	-	-	-	-	-	-	-	-
Livestock.....	01	3		203.095	194.371	199.664	201.374	197.019	2.7	0.9	-2.2
Slaughter cattle.....	01	31		220.882	221.649	224.650	227.277	229.974	1.4	1.2	1.2
Slaughter steers and heifers.....	01	3101		227.063	231.798	231.231	234.540	235.280	-0.2	1.4	0.3
Slaughter cows and bulls.....	01	3102		176.278	166.554	177.382	177.188	185.635	6.5	-0.1	4.8
Slaughter vealers.....	01	3103		97.994	97.863	98.573	99.516	99.575	0.7	1.0	0.1
Slaughter hogs.....	01	32		133.192	119.690	124.180	124.031	106.711	3.8	-0.1	-14.0
Slaughter barrows and gilts.....	01	3201		132.257	118.231	123.204	123.783	106.639	4.2	0.5	-13.9
Slaughter sows.....	01	3202		-	-	-	-	-	-	-	-
Slaughter lambs.....	01	33		289.318	281.696	346.118	280.884	289.381	22.9	-18.8	3.0
Slaughter lambs.....	01	3301		289.318	281.696	346.118	280.884	289.381	22.9	-18.8	3.0
Feeder and replacement cattle.....			09/21	-	-	-	-	-	-	-	-
Feeder and replacement cattle.....			09/21	-	-	-	-	-	-	-	-
Slaughter poultry.....	01	4		388.261	381.192	378.937	363.784	337.804	-0.6	-4.0	-7.1
Slaughter chickens.....	01	41		406.871	393.997	391.956	367.103	332.706	-0.5	-6.3	-9.4
Broilers and other meat type chickens.....	01	4102		412.532	399.479	397.410	372.212	337.335	-0.5	-6.3	-9.4
Slaughter turkeys.....	01	42		336.532	352.102	347.684	368.867	377.528	-1.3	6.1	2.3
Slaughter turkeys.....	01	4201		336.532	352.102	347.684	368.867	377.528	-1.3	6.1	2.3
Slaughter ducks.....	01	43	12/91	-	-	-	-	-	-	-	-
Slaughter ducks.....	01	4301	12/91	-	-	-	-	-	-	-	-
Raw cotton.....	01	5		-	-	-	-	-	-	-	-
Raw cotton.....	01	51		-	-	-	-	-	-	-	-
Raw cotton.....	01	5101		-	-	-	-	-	-	-	-
Raw milk.....	01	6		190.962	194.111	186.948	182.100	187.714	-3.7	-2.6	3.1
Raw milk.....	01	61		191.735	194.896	187.704	182.836	188.473	-3.7	-2.6	3.1
Raw milk.....	01	6101		191.735	194.896	187.704	182.836	188.473	-3.7	-2.6	3.1
Chicken eggs.....	01	7		-	-	-	-	-	-	-	-
Chicken eggs.....	01	71		-	-	-	-	-	-	-	-
Eggs for fresh use.....	01	7107	12/91	-	-	-	-	-	-	-	-
Breaker stock and checks and undergrades.....	01	7108	12/91	-	-	-	-	-	-	-	-
Hay, hayseeds, and oilseeds.....	01	8		338.166	315.905	316.053	325.993	306.943	0.0	3.1	-5.8
Hay and hayseeds.....	01	81		-	-	-	-	-	-	-	-
Hay and hayseeds.....	01	8101		-	-	-	-	-	-	-	-
Oilseeds.....	01	83		302.214	278.189	287.116	287.131	272.789	3.2	0.0	-5.0
Oilseeds.....	01	8301		302.214	278.189	287.116	287.131	272.789	3.2	0.0	-5.0
Cereal and bakery products.....	02	1		319.253	321.979	325.226	324.547	327.067	1.0	-0.2	0.8
Bakery products.....	02	11		-	-	-	-	-	-	-	-
Bread (white, wheat, rye, etc.), including frozen.....			06/06	-	-	-	-	-	-	-	-
Rolls (bread-type), muffins, bagels, and croissants.....	02	1105		-	-	-	-	-	-	-	-
Other sweet goods, excluding frozen.....				-	-	-	-	-	-	-	-
Soft cakes, excluding frozen.....	02	1108		-	-	-	-	-	-	-	-
Cookies, crackers, and related products.....	02	1121		-	-	-	-	-	-	-	-

See footnotes at end of table.

Table 8. Producer price indexes and percentage changes for selected commodity and service groupings and individual items, seasonally adjusted — Continued
 [January 2023, Index base 1982=100, unless otherwise indicated]

Title	Commodity code		Other index base	Seasonally adjusted index ¹					Seasonally adjusted 1-month percent change ¹		
	Group code	Item code		Sept. 2022	Oct. 2022 ^P	Nov. 2022 ^P	Dec. 2022 ^P	Jan. 2023 ^P	Oct. to Nov. ^P	Nov. to Dec. ^P	Dec. to Jan. ^P
Retail bakery products, excluding retail trade.....	02	1130	06/14	152.186	153.346	153.467	154.029	156.070	0.1	0.4	1.3
Flour and flour base mixes and doughs.....	02	12		-	-	-	-	-	-	-	-
Wheat flour.....	02	1203		-	-	-	-	-	-	-	-
Flour base mixes and doughs.....	02	1204		-	-	-	-	-	-	-	-
Milled rice and byproducts.....	02	13		-	-	-	-	-	-	-	-
Head rice.....	02	1301		-	-	-	-	-	-	-	-
Milled rice (incl second heads, screenings, brewers, bran, sharps, rice flour, and byproducts).....	02	1302	06/84	-	-	-	-	-	-	-	-
Cereal and pasta products.....	02	14		295.278	299.275	300.517	300.629	306.258	0.4	0.0	1.9
Dry macaroni, spaghetti, and egg noodle products, made from purchased flour.....	02	1402	06/85	-	-	-	-	-	-	-	-
Cereal and mill products, other than flour.....	02	1409	06/85	276.167	279.635	281.086	281.217	281.026	0.5	0.0	-0.1
Meats, poultry, and fish.....	02	2		233.942	227.747	232.230	226.757	231.008	2.0	-2.4	1.9
Meats.....	02	21		217.882	216.105	220.363	223.003	227.628	2.0	1.2	2.1
Beef and veal products, fresh or frozen.....	02	2101		243.444	237.508	244.484	255.165	274.450	2.9	4.4	7.6
Lamb/mutton, fresh or frozen, not canned or made into sausage, made in slaughtering plants.....	02	2103		-	-	-	-	-	-	-	-
Pork products, fresh, frozen, or processed, except sausage.....	02	2104		169.205	169.610	171.941	167.572	164.123	1.4	-2.5	-2.1
Other meats, fresh, frozen, or canned.....	02	2105		218.063	219.325	220.545	220.352	218.948	0.6	-0.1	-0.6
Processed poultry.....	02	22		216.354	201.821	208.338	188.089	191.682	3.2	-9.7	1.9
Young chickens, including bulk, chilled, frozen, whole, and in parts.....	02	2203		227.418	213.466	212.495	206.169	200.690	-0.5	-3.0	-2.7
Turkeys, including frozen, whole, and in parts.....	02	2206		-	-	-	-	-	-	-	-
Canned, cooked, smoked or prepared poultry.....	02	2208		-	-	-	-	-	-	-	-
Chicken hens and other poultry/small game.....			12/90	-	-	-	-	-	-	-	-
Unprocessed and prepared seafood.....	02	23		443.763	439.966	431.530	424.039	425.768	-1.9	-1.7	0.4
Unprocessed finfish.....	02	2301		-	-	-	-	-	-	-	-
Canned seafood (including soups, stews, and chowders).....				-	-	-	-	-	-	-	-
Unprocessed shellfish.....	02	2305	12/91	290.176	295.476	289.814	292.368	284.041	-1.9	0.9	-2.8
Prepared fresh and frozen seafood.....			12/11	-	-	-	-	-	-	-	-
Dairy products.....	02	3		245.178	245.301	244.846	244.049	239.812	-0.2	-0.3	-1.7
Fluid milk products.....	02	31		-	-	-	-	-	-	-	-
Packaged fluid milk and related products.....	02	3103	12/82	-	-	-	-	-	-	-	-
Cottage cheese.....	02	3104	12/82	-	-	-	-	-	-	-	-
Other milk products.....	02	3105	12/82	-	-	-	-	-	-	-	-
Bulk fluid milk and cream.....	02	3106	12/91	-	-	-	-	-	-	-	-
Butter.....	02	32		-	-	-	-	-	-	-	-
Butter.....	02	3201		-	-	-	-	-	-	-	-
Natural, processed, and imitation cheese.....	02	33		190.917	195.151	195.091	198.313	197.207	0.0	1.7	-0.6
Natural cheese, except cottage cheese.....	02	3302		180.214	183.451	183.938	188.721	187.982	0.3	2.6	-0.4
Processed cheese and related products.....	02	3303		-	-	-	-	-	-	-	-
Cheese substitutes and imitations.....			06/88	-	-	-	-	-	-	-	-
Raw liquid whey.....			12/04	-	-	-	-	-	-	-	-
Ice cream and frozen desserts.....	02	34		-	-	-	-	-	-	-	-
Ice cream and frozen desserts.....			06/83	-	-	-	-	-	-	-	-
Dry, condensed, and evaporated milk products.....	02	35		-	-	-	-	-	-	-	-
Dry milk products, including feed grade.....	02	3502	12/83	-	-	-	-	-	-	-	-
Liquid milk products.....			12/83	-	-	-	-	-	-	-	-
Ice cream mixes and related products.....			06/02	-	-	-	-	-	-	-	-
Processed fruits and vegetables.....	02	4		-	-	-	-	-	-	-	-
Canned fruits and juices.....	02	41		-	-	-	-	-	-	-	-
Canned fruits, excluding baby foods.....	02	4101		-	-	-	-	-	-	-	-
Canned and fresh fruit juices, nectars, and concentrates.....	02	4102		-	-	-	-	-	-	-	-
Frozen fruits, juices and ades.....	02	42		-	-	-	-	-	-	-	-
Frozen fruits.....	02	4202		-	-	-	-	-	-	-	-
Canned vegetables and juices.....	02	44		-	-	-	-	-	-	-	-
Canned vegetables and juices.....	02	4401		-	-	-	-	-	-	-	-
Frozen vegetables.....	02	45		-	-	-	-	-	-	-	-
Frozen potato products (French-fried, patties, puffs, etc.).....	02	4502	12/90	266.002	266.664	274.484	276.849	283.491	2.9	0.9	2.4
Frozen vegetables, other than potato products.....	02	4505	12/90	-	-	-	-	-	-	-	-
Dried and dehydrated food.....			12/03	-	-	-	-	-	-	-	-
Dried and dehydrated food.....			12/03	-	-	-	-	-	-	-	-
Sugar and confectionery.....	02	5		-	-	-	-	-	-	-	-
Raw cane sugar and sugar cane mill products and byproducts.....				-	-	-	-	-	-	-	-
Raw cane sugar and sugarcane mill products and byproducts.....	02	5201		-	-	-	-	-	-	-	-
Refined sugar products and byproducts.....				-	-	-	-	-	-	-	-
Refined sugar products and byproducts.....			12/02	-	-	-	-	-	-	-	-
Confectionery materials.....	02	54		-	-	-	-	-	-	-	-
Confectionery materials.....	02	5401		-	-	-	-	-	-	-	-

See footnotes at end of table.

Table 8. Producer price indexes and percentage changes for selected commodity and service groupings and individual items, seasonally adjusted — Continued
 [January 2023, Index base 1982=100, unless otherwise indicated]

Title	Commodity code		Other index base	Seasonally adjusted index ¹					Seasonally adjusted 1-month percent change ¹		
	Group code	Item code		Sept. 2022	Oct. 2022 ^P	Nov. 2022 ^P	Dec. 2022 ^P	Jan. 2023 ^P	Oct. to Nov. ^P	Nov. to Dec. ^P	Dec. to Jan. ^P
Confectionery end products.....	02	55		-	-	-	-	-	-	-	-
Candy and nuts.....			06/83	-	-	-	-	-	-	-	-
Beverages and beverage materials.....	02	6		241.989	242.673	244.410	243.698	251.732	0.7	-0.3	3.3
Alcoholic beverages.....	02	61		212.442	214.412	216.857	217.778	217.630	1.1	0.4	-0.1
Malt beverages.....	02	6101		226.701	229.074	230.119	230.356	230.711	0.5	0.1	0.2
Distilled and bottled liquor, excluding brandy.....	02	6102		197.782	197.919	196.637	199.906	198.450	-0.6	1.7	-0.7
Wines, brandy, and brandy spirits.....			12/83	-	-	-	-	-	-	-	-
Soft drinks.....	02	62		-	-	-	-	-	-	-	-
Soft drinks, non-carbonated and bottled water.....				-	-	-	-	-	-	-	-
Soft drinks, bottle/can, carbonated, all types.....			12/11	-	-	-	-	-	-	-	-
Packaged beverage materials.....	02	63		-	-	-	-	-	-	-	-
Coffee (whole bean, ground, & instant).....	02	6301		-	-	-	-	-	-	-	-
Tea in consumer packages, exc. canned ice tea.....	02	6303		-	-	-	-	-	-	-	-
Other beverage materials.....	02	64		315.205	316.423	317.361	318.036	321.574	0.3	0.2	1.1
Other beverage materials.....	02	6401		315.205	316.423	317.361	318.036	321.574	0.3	0.2	1.1
Fats and oils.....	02	7		-	-	-	-	-	-	-	-
Shortening, cooking oil, and margarine.....	02	78		-	-	-	-	-	-	-	-
Shortening, cooking oil, and margarine.....	02	7801		-	-	-	-	-	-	-	-
Other oilseed processing.....	02	7A	12/04	-	-	-	-	-	-	-	-
Other oilseed processing.....	02	7A01	12/04	-	-	-	-	-	-	-	-
Corn oil, crude and refined.....			01/16	-	-	-	-	-	-	-	-
Corn oil, made by wet milling.....			01/16	-	-	-	-	-	-	-	-
Miscellaneous processed foods.....	02	8		-	-	-	-	-	-	-	-
Canned jams, jellies, and preserves.....	02	81		-	-	-	-	-	-	-	-
Canned jams, jellies, and preserves.....				-	-	-	-	-	-	-	-
Pickles and other pickled products, including horseradish.....	02	82		-	-	-	-	-	-	-	-
Pickles and other pickled products.....	02	8201		-	-	-	-	-	-	-	-
Specialty canning.....	02	84		-	-	-	-	-	-	-	-
Specialty canning.....	02	8401		-	-	-	-	-	-	-	-
Frozen specialty food.....	02	85		-	-	-	-	-	-	-	-
Frozen specialty food.....	02	8501		-	-	-	-	-	-	-	-
Prepared sauces, except tomato.....				-	-	-	-	-	-	-	-
Prepared sauces, excluding tomato-based sauces and sauces comprised of 20 percent or more meat.....				-	-	-	-	-	-	-	-
Other miscellaneous processed foods.....				-	-	-	-	-	-	-	-
Other miscellaneous processed foods.....				-	-	-	-	-	-	-	-
Prepared animal feeds.....	02	9		264.696	262.945	264.095	264.138	262.551	0.4	0.0	-0.6
Soybean cake, meal, and other byproducts.....	02	92		-	-	-	-	-	-	-	-
Soybean cake, meal, and byproducts.....	02	9201		-	-	-	-	-	-	-	-
Formula feeds.....	02	93		306.627	303.660	300.844	297.786	296.284	-0.9	-1.0	-0.5
Formula feeds.....	02	9301		306.627	303.660	300.844	297.786	296.284	-0.9	-1.0	-0.5
Miscellaneous feedstuffs.....	02	94		344.448	346.268	349.759	350.388	347.109	1.0	0.2	-0.9
Pet food.....	02	9402		-	-	-	-	-	-	-	-
Miscellaneous feedstuffs other than pet food.....	02	9403		349.440	352.098	357.017	356.777	346.945	1.4	-0.1	-2.8
Synthetic fibers.....	03	1		-	-	-	-	-	-	-	-
Unprocessed filament yarns.....	03	15		-	-	-	-	-	-	-	-
Noncellulosic and cellulosic organic fibers.....			05/22	-	-	-	-	-	-	-	-
Processed yarns and threads.....	03	2		-	-	-	-	-	-	-	-
Yarns.....	03	26		-	-	-	-	-	-	-	-
Spun cotton yarns.....	03	2601		186.477	175.953	172.829	162.178	150.438	-1.8	-6.2	-7.2
Spun synthetic yarns.....				-	-	-	-	-	-	-	-
Textured and twisted yarns.....	03	2604	12/88	-	-	-	-	-	-	-	-
Other spun noncellulosic and natural fiber (excluding cotton and wool) yarns.....	03	2607	06/08	-	-	-	-	-	-	-	-
Greige fabrics.....	03	3		-	-	-	-	-	-	-	-
Greige broadwoven fabrics.....	03	37		-	-	-	-	-	-	-	-
Greige manmade, silk, and other natural fiber (exc cotton/wool) broadwoven fabrics.....				-	-	-	-	-	-	-	-
Greige knit fabrics.....	03	3703		-	-	-	-	-	-	-	-
Weft (circular) knit fabrics, greige goods (excluding hosiery).....	03	38		-	-	-	-	-	-	-	-
Warp knit fabrics, greige goods (excluding hosiery).....	03	3803		-	-	-	-	-	-	-	-
Tire cord and tire fabric.....	03	3804		-	-	-	-	-	-	-	-
Tire cord and tire fabric.....	03	39	06/84	-	-	-	-	-	-	-	-
Tire cord and tire fabric.....	03	3901	06/84	-	-	-	-	-	-	-	-
Finished fabrics.....	03	4		-	-	-	-	-	-	-	-
Finished broadwoven fabrics.....	03	42		-	-	-	-	-	-	-	-
Finished cotton broadwoven fabrics.....	03	4201		-	-	-	-	-	-	-	-

See footnotes at end of table.

Table 8. Producer price indexes and percentage changes for selected commodity and service groupings and individual items, seasonally adjusted — Continued
 [January 2023, Index base 1982=100, unless otherwise indicated]

Title	Commodity code		Other index base	Seasonally adjusted index ¹					Seasonally adjusted 1-month percent change ¹		
	Group code	Item code		Sept. 2022	Oct. 2022 ^P	Nov. 2022 ^P	Dec. 2022 ^P	Jan. 2023 ^P	Oct. to Nov. ^P	Nov. to Dec. ^P	Dec. to Jan. ^P
Finished manmade, silk, and other natural fiber (exc. cotton and wool) broadwoven fabrics.....	03	4203		-	-	-	-	-	-	-	-
Woven and braided narrow fabrics.....	03	44		-	-	-	-	-	-	-	-
Woven and braided narrow fabrics.....	03	4402	06/84	-	-	-	-	-	-	-	-
Nonwoven fabrics and felts.....	03	45		-	-	-	-	-	-	-	-
Nonwoven fabrics and felts.....	03	4503		-	-	-	-	-	-	-	-
Coated fabrics, not rubberized.....	03	46	06/85	-	-	-	-	-	-	-	-
Coated fabrics, not rubberized.....	03	4601	06/85	-	-	-	-	-	-	-	-
Screen printed textile materials, embroideries, and lace goods.....	03	47	06/85	217.825	218.140	219.535	219.572	219.591	0.6	0.0	0.0
Screen printed textile and apparel materials and embroideries.....	03	4701	06/85	218.149	218.385	219.817	219.753	219.894	0.7	0.0	0.1
Knit fabrics, finished in knitting mills.....			12/03	-	-	-	-	-	-	-	-
Weft (circular) knit fabrics, knit and finished in the same establishment (excluding hosiery).....			12/03	-	-	-	-	-	-	-	-
Warp knit goods, knit and finished in the same establishment.....			12/03	-	-	-	-	-	-	-	-
Apparel & other fabricated textile prods.....	03	8		-	-	-	-	-	-	-	-
Apparel.....	03	81		-	-	-	-	-	-	-	-
Miscellaneous apparel and accessories.....			12/83	-	-	-	-	-	-	-	-
Women's, girls', and infants' cut and sew apparel.....			12/03	-	-	-	-	-	-	-	-
Men's and boys' cut and sew apparel.....			12/03	-	-	-	-	-	-	-	-
Apparel made in knitting mills.....			12/03	-	-	-	-	-	-	-	-
Textile house furnishings.....	03	82		-	-	-	-	-	-	-	-
Textile house furnishings.....	03	8203	06/83	-	-	-	-	-	-	-	-
Industrial and other fabricated products.....				-	-	-	-	-	-	-	-
Industrial and other fabricated products.....	03	8303		-	-	-	-	-	-	-	-
Miscellaneous textile products/services.....	03	9	06/85	-	-	-	-	-	-	-	-
Miscellaneous textile products/services.....			09/18	-	-	-	-	-	-	-	-
Miscellaneous textile products/services.....			09/18	-	-	-	-	-	-	-	-
Hides and skins, incl. cattle.....	04	1		117.822	120.308	111.834	108.956	103.804	-7.0	-2.6	-4.7
Hides and skins, incl. cattle.....	04	19	06/01	53.941	55.079	51.200	49.883	47.524	-7.0	-2.6	-4.7
Hides, skins, and pelts, made in slaughtering plants.....	04	1901	06/01	53.941	55.079	51.200	49.883	47.524	-7.0	-2.6	-4.7
Leather.....	04	2		203.741	202.994	200.098	197.273	196.448	-1.4	-1.4	-0.4
Finished and unfinished leather.....	04	27	12/97	111.691	111.282	109.694	108.145	107.693	-1.4	-1.4	-0.4
Finished and unfinished leather.....	04	2701	12/97	111.691	111.282	109.694	108.145	107.693	-1.4	-1.4	-0.4
Footwear.....	04	3		245.272	247.155	247.324	247.934	248.610	0.1	0.2	0.3
Men's nonathletic footwear.....	04	31		284.405	286.555	287.378	288.239	288.871	0.3	0.3	0.2
Men's footwear (size 6 and larger), excluding athletic.....	04	3105	12/93	198.318	199.837	200.407	201.005	201.462	0.3	0.3	0.2
Women's nonathletic footwear.....	04	32		-	-	-	-	-	-	-	-
Women's footwear (size 4 and larger), excluding athletic.....	04	3205	12/93	-	-	-	-	-	-	-	-
Other footwear including slippers.....	04	39	12/02	-	-	-	-	-	-	-	-
Other footwear, excluding rubber and plastic soled footwear.....	04	3901	12/02	-	-	-	-	-	-	-	-
Other leather and related products.....	04	4		-	-	-	-	-	-	-	-
Luggage and small leather goods.....	04	41		-	-	-	-	-	-	-	-
Luggage and small leather goods.....	04	4101		-	-	-	-	-	-	-	-
Leather and leather-like goods, n.e.c.....	04	45	06/85	-	-	-	-	-	-	-	-
Leather and leather-like goods, n.e.c.....	04	4501	06/85	-	-	-	-	-	-	-	-
Coal.....	05	1		307.819	308.820	303.989	281.068	287.006	-1.6	-7.5	2.1
Coal.....	05	13		307.819	308.820	303.989	281.068	287.006	-1.6	-7.5	2.1
Coal.....	05	1301		307.819	308.820	303.989	281.068	287.006	-1.6	-7.5	2.1
Gas fuels.....				-	-	-	-	-	-	-	-
Natural gas.....				-	-	-	-	-	-	-	-
Natural gas.....				-	-	-	-	-	-	-	-
Liquefied petroleum gas.....	05	32		-	-	-	-	-	-	-	-
Liquefied petroleum gas.....				-	-	-	-	-	-	-	-
Electric power.....	05	4		255.776	257.322	255.504	259.160	266.604	-0.7	1.4	2.9
Residential electric power.....	05	41	12/90	214.150	217.625	217.089	219.298	222.503	-0.2	1.0	1.5
Residential electric power.....	05	4121	12/90	214.150	217.625	217.089	219.298	222.503	-0.2	1.0	1.5
Commercial electric power.....	05	42		243.551	244.288	242.240	246.743	252.598	-0.8	1.9	2.4
Commercial electric power.....	05	4221	12/90	213.177	213.807	212.030	215.913	221.109	-0.8	1.8	2.4
Industrial electric power.....	05	43		287.744	288.315	283.073	290.799	307.337	-1.8	2.7	5.7
Industrial electric power.....	05	4321	12/90	241.971	242.410	238.030	244.506	258.443	-1.8	2.7	5.7
Transportation electric power.....	05	46	12/10	123.052	123.781	124.387	124.816	130.345	0.5	0.3	4.4
Transportation electric power.....	05	4621	12/10	123.052	123.781	124.387	124.816	130.345	0.5	0.3	4.4
Utility natural gas.....	05	5	12/90	324.259	306.023	297.031	304.192	335.198	-2.9	2.4	10.2
Residential natural gas.....	05	51	12/90	315.736	306.007	299.636	307.744	345.432	-2.1	2.7	12.2
Residential natural gas.....	05	5121	12/90	315.736	306.007	299.636	307.744	345.432	-2.1	2.7	12.2

See footnotes at end of table.

Table 8. Producer price indexes and percentage changes for selected commodity and service groupings and individual items, seasonally adjusted — Continued
 [January 2023, Index base 1982=100, unless otherwise indicated]

Title	Commodity code		Other index base	Seasonally adjusted index ¹					Seasonally adjusted 1-month percent change ¹		
	Group code	Item code		Sept. 2022	Oct. 2022 ^P	Nov. 2022 ^P	Dec. 2022 ^P	Jan. 2023 ^P	Oct. to Nov. ^P	Nov. to Dec. ^P	Dec. to Jan. ^P
Commercial natural gas.....	05	52	12/90	332.129	320.402	307.003	320.663	356.265	-4.2	4.4	11.1
Commercial natural gas.....	05	5221	12/90	332.129	320.402	307.003	320.663	356.265	-4.2	4.4	11.1
Industrial natural gas.....	05	53	12/90	292.139	254.803	250.425	258.627	278.246	-1.7	3.3	7.6
Industrial natural gas.....	05	5321	12/90	292.139	254.803	250.425	258.627	278.246	-1.7	3.3	7.6
Natural gas to electric power.....	05	54	12/90	286.200	262.291	252.844	255.670	274.378	-3.6	1.1	7.3
Natural gas to electric power.....	05	5421	12/90	286.200	262.291	252.844	255.670	274.378	-3.6	1.1	7.3
Crude petroleum (domestic production).....	05	6		-	-	-	-	-	-	-	-
Crude petroleum (domestic production).....	05	61		-	-	-	-	-	-	-	-
Crude petroleum (domestic production).....	05	6101		-	-	-	-	-	-	-	-
Petroleum products, refined.....	05	7		364.795	378.010	367.149	305.647	328.730	-2.9	-16.8	7.6
Gasoline.....	05	71		286.851	296.055	282.320	255.447	271.157	-4.6	-9.5	6.2
Unleaded premium gasoline.....	05	7103		318.550	325.631	319.415	285.581	302.281	-1.9	-10.6	5.8
Unleaded regular gasoline.....	05	7104		278.875	288.857	274.281	249.860	264.788	-5.0	-8.9	6.0
Unleaded mid-premium gasoline.....	05	7105	12/87	487.503	494.377	471.864	428.381	461.796	-4.6	-9.2	7.8
Kerosene and jet fuels.....	05	72		-	-	-	-	-	-	-	-
Kerosene.....	05	7202		-	-	-	-	-	-	-	-
Jet fuel.....	05	7203		-	-	-	-	-	-	-	-
Light fuel oils.....	05	73		516.581	550.786	539.547	397.508	438.319	-2.0	-26.3	10.3
Home heating oil and distillates.....	05	7302		353.474	368.020	344.881	321.672	327.804	-6.3	-6.7	1.9
No. 2 diesel fuel.....	05	7303		552.215	589.684	579.247	419.854	465.685	-1.8	-27.5	10.9
Residual fuels (heavy fuel oils, incl. #5, #6, & other residual fuels).....	05	74		-	-	-	-	-	-	-	-
Residual fuels (heavy fuel oils, incl. #5, #6, & other residual fuels).....	05	7407	06/85	-	-	-	-	-	-	-	-
Finished lubricants.....				-	-	-	-	-	-	-	-
Lubricating and similar oils.....	05	7604	06/85	-	-	-	-	-	-	-	-
Lubricating oil base stocks.....			06/09	-	-	-	-	-	-	-	-
Lubricating oil base stocks.....			06/09	-	-	-	-	-	-	-	-
Asphalt and other petroleum and coal products, n.e.c.....	05	8	12/84	470.992	524.037	542.174	487.470	475.972	3.5	-10.1	-2.4
Asphalt and other petroleum and coal products, n.e.c.....	05	81	12/84	470.992	524.037	542.174	487.470	475.972	3.5	-10.1	-2.4
Asphalt.....	05	8102	06/85	345.465	341.673	320.030	219.165	251.961	-6.3	-31.5	15.0
Other petroleum and coal products, including coke oven products, n.e.c.....			12/84	-	-	-	-	-	-	-	-
Industrial chemicals.....	06	1		349.245	341.824	337.703	338.662	333.593	-1.2	0.3	-1.5
Basic inorganic chemicals.....	06	13		-	-	-	-	-	-	-	-
Inorganic chemicals, other than alkalis and chlorine.....	06	1302		-	-	-	-	-	-	-	-
Alkalis and chlorine, including natural sodium carbonate and sulfate.....	06	1303		-	-	-	-	-	-	-	-
Basic organic chemicals.....	06	14		344.232	334.723	330.718	331.744	324.307	-1.2	0.3	-2.2
Primary basic organic chemicals.....				-	-	-	-	-	-	-	-
Cyclic intermediate chemicals and dyes.....				-	-	-	-	-	-	-	-
Other basic organics.....	06	1403		324.010	324.418	324.301	325.320	318.700	0.0	0.3	-2.0
Paints and allied products.....	06	2		-	-	-	-	-	-	-	-
Prepared paint.....	06	21		-	-	-	-	-	-	-	-
Architectural coatings.....	06	2101		-	-	-	-	-	-	-	-
OEM finishes excluding marine coatings.....			06/83	-	-	-	-	-	-	-	-
Special purpose coatings, incl. marine, industrial & construction coatings.....	06	2103	06/83	-	-	-	-	-	-	-	-
Paint materials.....	06	22		-	-	-	-	-	-	-	-
Paint colors.....				-	-	-	-	-	-	-	-
Kaolin and ball clay.....	06	2204		-	-	-	-	-	-	-	-
Allied and miscellaneous paint products.....	06	23	06/83	-	-	-	-	-	-	-	-
Allied and miscellaneous paint products.....	06	2301	06/83	-	-	-	-	-	-	-	-
Drugs and pharmaceuticals.....	06	3		648.264	649.431	650.471	648.891	651.969	0.2	-0.2	0.5
Medicinal and botanical chemicals, drugs, and other products.....	06	31		-	-	-	-	-	-	-	-
Medicinal and botanical chemicals, drugs, and other products.....			06/82	-	-	-	-	-	-	-	-
Biological products, including diagnostics.....	06	37		313.592	314.327	315.069	314.687	312.019	0.2	-0.1	-0.8
Biological products, excluding diagnostic, for veterinary, industrial, and all other misc. uses.....	06	3717	12/04	-	-	-	-	-	-	-	-
Diagnostics.....			06/09	-	-	-	-	-	-	-	-
Biological products, excluding diagnostic, for human use.....	06	3719	06/09	153.307	153.838	154.112	154.352	152.290	0.2	0.2	-1.3
Pharmaceutical preparations.....	06	38	06/01	283.669	284.196	284.546	283.735	285.989	0.1	-0.3	0.8
Pharmaceuticals affecting neoplasms, the endocrine system, & metabolic diseases.....	06	3801	06/01	311.701	312.108	312.550	312.974	315.806	0.1	0.1	0.9
Pharmaceuticals acting on the central nervous system and the sense organs.....	06	3802	06/01	330.790	331.706	332.260	332.728	334.849	0.2	0.1	0.6
Pharmaceuticals acting on the cardiovascular system.....	06	3803	06/01	427.659	427.436	427.986	428.910	440.335	0.1	0.2	2.7
Pharmaceuticals acting on the respiratory system.....	06	3804	06/01	233.014	233.611	233.863	228.043	227.831	0.1	-2.5	-0.1
Pharmaceuticals acting on the digestive or the genito-urinary systems.....			06/01	-	-	-	-	-	-	-	-
Pharmaceuticals acting on the skin.....			06/01	-	-	-	-	-	-	-	-
Vitamin, nutrient, and hematonic preparations.....			06/01	-	-	-	-	-	-	-	-
Pharmaceuticals affecting parasitic and infective diseases.....	06	3808	06/01	-	-	-	-	-	-	-	-

See footnotes at end of table.

Table 8. Producer price indexes and percentage changes for selected commodity and service groupings and individual items, seasonally adjusted — Continued
 [January 2023, Index base 1982=100, unless otherwise indicated]

Title	Commodity code		Other index base	Seasonally adjusted index ¹					Seasonally adjusted 1-month percent change ¹		
	Group code	Item code		Sept. 2022	Oct. 2022 ^P	Nov. 2022 ^P	Dec. 2022 ^P	Jan. 2023 ^P	Oct. to Nov. ^P	Nov. to Dec. ^P	Dec. to Jan. ^P
Fats and oils, inedible.....	06	4		-	-	-	-	-	-	-	-
Fats and oils, inedible.....	06	41		-	-	-	-	-	-	-	-
Fats and oils, inedible.....	06	4101		-	-	-	-	-	-	-	-
Agricultural chemicals and chemical products.....	06	5		378.003	369.894	373.315	360.961	357.324	0.9	-3.3	-1.0
Mixed fertilizers.....	06	51		-	-	-	-	-	-	-	-
Mixed fertilizers.....	06	5105	06/86	-	-	-	-	-	-	-	-
Fertilizer materials.....	06	52		453.767	459.951	465.200	435.869	413.092	1.1	-6.3	-5.2
Nitrogenates.....	06	5201		564.932	581.569	592.352	577.951	526.155	1.9	-2.4	-9.0
Phosphates.....	06	5202		372.286	373.971	372.891	335.357	334.507	-0.3	-10.1	-0.3
Other agricultural chemicals.....	06	53		-	-	-	-	-	-	-	-
Other agricultural chemicals.....	06	5301		-	-	-	-	-	-	-	-
Plastic resins and materials.....	06	6		303.469	294.792	285.941	284.061	280.472	-3.0	-0.7	-1.3
Thermoplastic resins and plastics materials.....	06	62		306.660	296.704	285.391	283.105	279.005	-3.8	-0.8	-1.4
Thermoplastic resins and plastics materials.....	06	6212	12/03	213.097	206.179	198.317	196.729	193.880	-3.8	-0.8	-1.4
Thermosetting resins and plastics materials.....	06	63		-	-	-	-	-	-	-	-
Thermosetting resins and plastics materials.....	06	63	12/98	-	-	-	-	-	-	-	-
Other chemicals and allied products.....	06	7		-	-	-	-	-	-	-	-
Soaps and detergents.....	06			-	-	-	-	-	-	-	-
Soaps and other detergents.....	06		06/83	-	-	-	-	-	-	-	-
Polish and other sanitation goods.....	06		06/83	-	-	-	-	-	-	-	-
Polish and other sanitation goods.....	06		06/83	-	-	-	-	-	-	-	-
Cosmetics and other toilet preparations.....	06	75		-	-	-	-	-	-	-	-
Shaving preparations.....	06	7502		-	-	-	-	-	-	-	-
Perfumes, toilet waters, and colognes.....	06	7503		-	-	-	-	-	-	-	-
Hair preparations (including shampoos).....	06	7504		-	-	-	-	-	-	-	-
Toothpastes, denture cleaners, and mouthwashes.....	06			-	-	-	-	-	-	-	-
Creams, lotions, and oils, excluding shaving, hair, and deodorant.....	06		06/99	-	-	-	-	-	-	-	-
Other cosmetics and toilet preparations.....	06		06/99	-	-	-	-	-	-	-	-
Misc. chemical prod. and preparations.....	06	79		-	-	-	-	-	-	-	-
Explosives and blasting accessories.....	06	7902		273.136	276.671	280.032	278.510	268.617	1.2	-0.5	-3.6
Industrial gases.....	06			-	-	-	-	-	-	-	-
Adhesives and sealants.....	06	7904	12/83	-	-	-	-	-	-	-	-
Surface active agents.....	06		12/83	-	-	-	-	-	-	-	-
Gum and wood chemicals, including wood distillation products.....	06		06/84	-	-	-	-	-	-	-	-
Other miscellaneous chemical products.....	06	7909		-	-	-	-	-	-	-	-
Rubber and rubber products.....	07	1		-	-	-	-	-	-	-	-
Synthetic rubber, inc. styrene-butadiene rubber (SBR) and ethylene propylene.....	07	11		-	-	-	-	-	-	-	-
Synthetic rubber.....	07	1102		-	-	-	-	-	-	-	-
Tires, tubes, tread, & repair materials.....	07	12		-	-	-	-	-	-	-	-
Tires.....	07			-	-	-	-	-	-	-	-
Tread rubber, tire sundries, and repair materials.....	07			-	-	-	-	-	-	-	-
Miscellaneous rubber products.....	07	13		-	-	-	-	-	-	-	-
Rubber and plastics footwear, including athletic footwear.....	07	1301		-	-	-	-	-	-	-	-
Rubber and plastic belts and belting.....	07	1303		346.088	348.246	349.074	349.633	351.635	0.2	0.2	0.6
Rubber and plastics hose.....	07	1304		-	-	-	-	-	-	-	-
Miscellaneous rubber products, n.e.c.....	07	1306	06/83	-	-	-	-	-	-	-	-
Plastic products.....	07	2		-	-	-	-	-	-	-	-
Plastic construction products.....	07	21		-	-	-	-	-	-	-	-
Plastics construction products.....	07	2106		-	-	-	-	-	-	-	-
Unsupported plastic film, sheet and other shapes.....	07	22		-	-	-	-	-	-	-	-
Unsupported plastics film, sheet, and other shapes.....	07	2205	12/82	-	-	-	-	-	-	-	-
Laminated plastic sheets, rods, and tubes.....	07	23		-	-	-	-	-	-	-	-
Laminated plastics plates, sheet (except packaging), and shapes.....	07	2304		-	-	-	-	-	-	-	-
Parts for manufacturing from plastics.....	07			-	-	-	-	-	-	-	-
Parts for transportation equipment.....	07			-	-	-	-	-	-	-	-
Other parts and components for manufacturing.....	07			-	-	-	-	-	-	-	-
Foam components for furniture.....	07	2603	12/82	-	-	-	-	-	-	-	-
Other plastic products.....	07		12/82	-	-	-	-	-	-	-	-
Other plastics products.....	07		12/82	-	-	-	-	-	-	-	-
Plastic packaging products.....	07		12/06	-	-	-	-	-	-	-	-
Plastics packaging products.....	07		12/06	-	-	-	-	-	-	-	-
Consumer, institutional, and commercial products, n.e.c.....	07		12/06	-	-	-	-	-	-	-	-
All other consumer, institutional, and commercial products.....	07		12/06	-	-	-	-	-	-	-	-
Recyclable plastics.....	07	2C	12/11	97.415	93.004	87.706	87.871	81.484	-5.7	0.2	-7.3
Recyclable plastics.....	07	2C01	12/11	97.415	93.004	87.706	87.871	81.484	-5.7	0.2	-7.3

See footnotes at end of table.

Table 8. Producer price indexes and percentage changes for selected commodity and service groupings and individual items, seasonally adjusted — Continued
 [January 2023, Index base 1982=100, unless otherwise indicated]

Title	Commodity code		Other index base	Seasonally adjusted index ¹					Seasonally adjusted 1-month percent change ¹		
	Group code	Item code		Sept. 2022	Oct. 2022 ^P	Nov. 2022 ^P	Dec. 2022 ^P	Jan. 2023 ^P	Oct. to Nov. ^P	Nov. to Dec. ^P	Dec. to Jan. ^P
Lumber.....	08	1		302.983	294.428	287.013	269.922	261.846	-2.5	-6.0	-3.0
Softwood lumber.....	08	11		326.371	321.371	316.217	291.496	263.189	-1.6	-7.8	-9.7
Softwood cut stock and dimension.....	08	1105		314.634	305.743	299.692	283.720	264.446	-2.0	-5.3	-6.8
Softwood lumber, not edge worked.....	08	1106	12/03	169.804	166.989	163.802	149.737	133.849	-1.9	-8.6	-10.6
Softwood lumber, made from purchased lumber.....	08	1107	12/03	281.928	280.287	279.936	265.628	261.023	-0.1	-5.1	-1.7
Hardwood lumber.....	08	12		-	-	-	-	-	-	-	-
Hardwood cut stock and dimension.....	08	1203		-	-	-	-	-	-	-	-
Hardwood flooring.....			06/84	-	-	-	-	-	-	-	-
Hardwood lumber, not edge worked.....	08	1205	12/03	-	-	-	-	-	-	-	-
Millwork.....	08	2		370.680	369.912	366.299	364.845	362.888	-1.0	-0.4	-0.5
General millwork.....	08	21		333.256	334.105	334.482	335.328	334.912	0.1	0.3	-0.1
General millwork.....	08	2101		333.256	334.105	334.482	335.328	334.912	0.1	0.3	-0.1
Prefabricated structural members.....	08	22		-	-	-	-	-	-	-	-
Prefabricated structural members.....	08	2201		-	-	-	-	-	-	-	-
Plywood.....	08	3		-	-	-	-	-	-	-	-
Softwood veneer and plywood.....	08	31		-	-	-	-	-	-	-	-
Softwood veneer and plywood.....				-	-	-	-	-	-	-	-
Hardwood veneer and plywood.....			12/05	-	-	-	-	-	-	-	-
Hardwood veneer and plywood.....			12/05	-	-	-	-	-	-	-	-
Other wood products.....	08	4		234.212	227.321	224.006	223.487	220.902	-1.5	-0.2	-1.2
Wood pallets and pallet containers, wood and metal combination.....	08	41		-	-	-	-	-	-	-	-
Wood pallets and pallet containers.....	08	4101		-	-	-	-	-	-	-	-
Wood boxes.....	08	42		-	-	-	-	-	-	-	-
Wood boxes.....	08	4201		-	-	-	-	-	-	-	-
Miscellaneous wood products.....	08	49		150.840	146.530	145.263	145.316	142.244	-0.9	0.0	-2.1
Wood ties, siding, shingles, and shakes, and contract sawing of logs owned by others.....			12/03	-	-	-	-	-	-	-	-
Sawn wood fence stock, wood lath, and contract resawing and planing.....			12/03	-	-	-	-	-	-	-	-
All other miscellaneous wood products.....	08	4909	06/84	237.310	229.150	226.772	226.672	220.760	-1.0	0.0	-2.6
Logs, bolts, timber, pulpwood and wood chips.....	08	5		-	-	-	-	-	-	-	-
Logs, bolts, timber, pulpwood and wood chips.....	08	51		-	-	-	-	-	-	-	-
Logs, bolts, timber, pulpwood and wood chips.....	08	5105	12/11	-	-	-	-	-	-	-	-
Prefabricated wood buildings & components.....	08	6	12/84	395.045	390.249	390.615	390.675	371.426	0.1	0.0	-4.9
Prefabricated wood buildings & components.....	08	61	12/84	395.045	390.249	390.615	390.675	371.426	0.1	0.0	-4.9
Prefabricated wood buildings and components.....	08	6101	12/84	395.045	390.249	390.615	390.675	371.426	0.1	0.0	-4.9
Treated wood and contract wood preserving.....	08	7	06/85	-	-	-	-	-	-	-	-
Treated wood and contract wood preserving.....	08	71	06/85	-	-	-	-	-	-	-	-
Treated wood.....	08	7101	06/85	-	-	-	-	-	-	-	-
Contract wood preservation.....	08	7102	06/85	-	-	-	-	-	-	-	-
Pulp, paper, and prod., ex. bldg. paper.....	09	1		-	-	-	-	-	-	-	-
Wood pulp.....	09	11		-	-	-	-	-	-	-	-
Wood pulp.....	09	1105	06/06	-	-	-	-	-	-	-	-
Recyclable paper.....	09	12		-	-	-	-	-	-	-	-
News and other low grade recyclable paper.....	09	1201		-	-	-	-	-	-	-	-
Corrugated recyclable paper.....	09	1203		-	-	-	-	-	-	-	-
High grade recyclable paper (including pulp substitutes and deinking).....	09	1207	12/86	-	-	-	-	-	-	-	-
Paper.....	09	13		-	-	-	-	-	-	-	-
Writing and printing papers.....	09	1301		-	-	-	-	-	-	-	-
Newsprint.....				-	-	-	-	-	-	-	-
Packaging and industrial converting paper.....	09	1303		-	-	-	-	-	-	-	-
All other coated and processed papers.....			12/82	-	-	-	-	-	-	-	-
Paperboard.....	09	14		-	-	-	-	-	-	-	-
Corrugated paperboard in sheets and rolls, lined and unlined.....	09	1405		-	-	-	-	-	-	-	-
Paperboard, excluding corrugated paperboard in sheets and rolls.....	09	1411	12/82	-	-	-	-	-	-	-	-
Converted paper and paperboard products.....	09	15		-	-	-	-	-	-	-	-
Sanitary paper products, including stock.....	09	1501		-	-	-	-	-	-	-	-
Paper, plastic, and foil bags.....	09	1502		-	-	-	-	-	-	-	-
Paper boxes and containers.....	09	1503		-	-	-	-	-	-	-	-
Other corrugated and solid fiber products, including containers, pallets, pads, etc.....	09	1504		-	-	-	-	-	-	-	-
Office supplies and accessories.....	09	1506		-	-	-	-	-	-	-	-
Fiber cans, tubes, and similar fiber products.....	09	1507		-	-	-	-	-	-	-	-
Molded pulp goods, including egg cartons, florists pots, food trays, etc.....			06/85	-	-	-	-	-	-	-	-
Miscellaneous converted paper and paperboard products.....	09	1509	12/84	-	-	-	-	-	-	-	-
Pressure-sensitive products.....			12/82	-	-	-	-	-	-	-	-
Pressure-sensitive products.....			12/82	-	-	-	-	-	-	-	-

See footnotes at end of table.

Table 8. Producer price indexes and percentage changes for selected commodity and service groupings and individual items, seasonally adjusted — Continued
 [January 2023, Index base 1982=100, unless otherwise indicated]

Title	Commodity code		Other index base	Seasonally adjusted index ¹					Seasonally adjusted 1-month percent change ¹		
	Group code	Item code		Sept. 2022	Oct. 2022 ^P	Nov. 2022 ^P	Dec. 2022 ^P	Jan. 2023 ^P	Oct. to Nov. ^P	Nov. to Dec. ^P	Dec. to Jan. ^P
Building paper & building board mill prods.....	09	2		-	-	-	-	-	-	-	-
Hardboard, particleboard & fiberboard prods.....	09	22		-	-	-	-	-	-	-	-
Particleboard and fiberboard.....				-	-	-	-	-	-	-	-
Hardboard products.....			06/84	-	-	-	-	-	-	-	-
Publications, printed matter and printing material.....			06/09	-	-	-	-	-	-	-	-
Books printing.....	09	44	12/83	-	-	-	-	-	-	-	-
Books printing.....	09	4401	12/83	-	-	-	-	-	-	-	-
Manifold business forms printing.....			12/83	-	-	-	-	-	-	-	-
Manifold business forms printing.....			12/83	-	-	-	-	-	-	-	-
Commercial printing.....	09	47	06/82	-	-	-	-	-	-	-	-
Magazine and periodical printing.....	09	4701	06/82	-	-	-	-	-	-	-	-
Label and wrapper printing for packaging.....			06/82	-	-	-	-	-	-	-	-
Catalog and directory printing.....	09	4703	06/82	-	-	-	-	-	-	-	-
Advertising printing.....	09	4705	06/82	-	-	-	-	-	-	-	-
Other general job printing.....	09	4706	06/82	-	-	-	-	-	-	-	-
Other commercial printing, incl. screen, engraving, digital, & general job exc. labels/wrappers.....			12/88	-	-	-	-	-	-	-	-
Blankbooks, binders, and bookbinding work.....	09	48	06/85	-	-	-	-	-	-	-	-
Tradebinding and related work.....	09	4802	12/85	-	-	-	-	-	-	-	-
Services for the printing trade.....	09	49	06/85	-	-	-	-	-	-	-	-
Prepress services, including platemaking.....	09	4905	12/03	-	-	-	-	-	-	-	-
Iron and steel.....	10	1		356.386	343.653	337.275	325.281	325.023	-1.9	-3.6	-0.1
Iron ores.....	10	11		-	-	-	-	-	-	-	-
Iron ores.....	10	1105	12/97	-	-	-	-	-	-	-	-
Iron and steel scrap.....	10	12		559.261	561.996	551.942	528.212	540.402	-1.8	-4.3	2.3
Carbon steel scrap.....	10	1211	12/86	517.341	519.447	505.326	482.792	490.826	-2.7	-4.5	1.7
Stainless and other alloy steel scrap.....	10	1212	12/86	-	-	-	-	-	-	-	-
Cast iron scrap.....	10	1213	12/86	328.856	335.984	332.390	303.394	309.725	-1.1	-8.7	2.1
Other ferrous scrap.....	10	1215	06/06	-	-	-	-	-	-	-	-
Foundry and forge shop products.....	10	15		-	-	-	-	-	-	-	-
Pressure and soil pipe & fittings, cast iron.....	10	1502		-	-	-	-	-	-	-	-
Other gray and ductile iron castings.....	10	1504		-	-	-	-	-	-	-	-
Steel investment castings.....	10	1506		-	-	-	-	-	-	-	-
Carbon steel castings, except investment.....	10	1507		-	-	-	-	-	-	-	-
High alloy steel castings, excluding investment.....	10	1508		-	-	-	-	-	-	-	-
Other alloy steel castings, except investment.....	10	1509		-	-	-	-	-	-	-	-
Other forge shop products.....	10	1513	06/82	-	-	-	-	-	-	-	-
Steel mill products.....	10	17		-	-	-	-	-	-	-	-
Semifinished steel mill products.....	10	1702	06/82	472.812	462.521	461.638	443.825	446.459	-0.2	-3.9	0.6
Hot rolled steel bars, plates, and structural shapes.....	10	1704	06/82	323.227	323.110	315.432	311.629	297.307	-2.4	-1.2	-4.6
Steel wire.....	10	1705	06/82	-	-	-	-	-	-	-	-
Steel pipe and tube.....	10	1706	06/82	-	-	-	-	-	-	-	-
Cold rolled steel sheet and strip.....	10	1707	06/82	-	-	-	-	-	-	-	-
Cold finished steel bars and bar shapes.....	10	1708	06/82	-	-	-	-	-	-	-	-
Electrometallurgical ferroalloy products.....	10	1712	12/17	183.973	179.201	174.807	173.053	166.455	-2.5	-1.0	-3.8
Nonferrous metals.....	10	2		326.599	317.041	326.448	327.364	334.482	3.0	0.3	2.2
Nonferrous metal ores.....			12/83	-	-	-	-	-	-	-	-
Other metal ores.....			12/03	-	-	-	-	-	-	-	-
Primary nonferrous metals.....	10	22		-	-	-	-	-	-	-	-
Primary nonferrous metals.....				-	-	-	-	-	-	-	-
Nonferrous scrap.....	10	23		487.005	467.377	475.601	481.687	487.639	1.8	1.3	1.2
Copper base scrap.....	10	2301		-	-	-	-	-	-	-	-
Aluminum base scrap.....	10	2302		252.450	236.556	238.141	252.234	262.663	0.7	5.9	4.1
Other nonferrous scrap (including lead, zinc and precious metals).....	10	2303		-	-	-	-	-	-	-	-
Secondary nonferrous metals.....	10	24		-	-	-	-	-	-	-	-
Secondary aluminum.....	10	2402		-	-	-	-	-	-	-	-
Secondary copper, alloyed and unalloyed.....	10	2403		-	-	-	-	-	-	-	-
Secondary precious metals.....				-	-	-	-	-	-	-	-
All other miscellaneous secondary nonferrous metals, including lead and zinc.....			06/11	-	-	-	-	-	-	-	-
Nonferrous mill shapes.....	10	25		-	-	-	-	-	-	-	-
Aluminum mill shapes.....				-	-	-	-	-	-	-	-
Copper and brass mill shapes.....	10	2502		-	-	-	-	-	-	-	-
Nickel and nickel-base alloy mill shapes.....	10	2504		-	-	-	-	-	-	-	-
Titanium and titanium-base alloy mill shapes.....				-	-	-	-	-	-	-	-
Other nonferrous mill shapes.....				-	-	-	-	-	-	-	-
Nonferrous wire and cable.....	10	26		-	-	-	-	-	-	-	-
Nonferrous wire and cable.....			12/82	-	-	-	-	-	-	-	-

See footnotes at end of table.

Table 8. Producer price indexes and percentage changes for selected commodity and service groupings and individual items, seasonally adjusted — Continued
 [January 2023, Index base 1982=100, unless otherwise indicated]

Title	Commodity code		Other index base	Seasonally adjusted index ¹					Seasonally adjusted 1-month percent change ¹		
	Group code	Item code		Sept. 2022	Oct. 2022 ^P	Nov. 2022 ^P	Dec. 2022 ^P	Jan. 2023 ^P	Oct. to Nov. ^P	Nov. to Dec. ^P	Dec. to Jan. ^P
Nonferrous forge shop products.....	10	27	12/83	205.822	202.807	203.871	204.915	204.044	0.5	0.5	-0.4
Nonferrous forge shop products.....	10	2701	12/83	205.822	202.807	203.871	204.915	204.044	0.5	0.5	-0.4
Nonferrous foundry shop products.....	10	28		269.065	269.146	272.705	273.735	272.844	1.3	0.4	-0.3
Aluminum castings.....	10	2802		228.955	229.030	233.674	233.891	231.713	2.0	0.1	-0.9
Castings, nonferrous (except aluminum).....			12/11	-	-	-	-	-	-	-	-
Metal containers.....	10	3		-	-	-	-	-	-	-	-
Metal cans and can components.....	10	31		-	-	-	-	-	-	-	-
Steel cans and tinware end products.....	10	3102		-	-	-	-	-	-	-	-
Aluminum cans and can components.....	10	3103		-	-	-	-	-	-	-	-
Barrels, drums, pails and other metal containers.....	10	32		-	-	-	-	-	-	-	-
Barrels, drums, pails and other metal containers.....	10	3201		-	-	-	-	-	-	-	-
Hardware.....	10	4		-	-	-	-	-	-	-	-
Hardware, n.e.c.....	10	41		-	-	-	-	-	-	-	-
Builders' hardware.....	10	4101		-	-	-	-	-	-	-	-
Transportation equipment hardware.....				-	-	-	-	-	-	-	-
Furniture hardware.....				-	-	-	-	-	-	-	-
Other miscellaneous hardware.....			06/85	-	-	-	-	-	-	-	-
Hand and edge tools.....	10	42		-	-	-	-	-	-	-	-
Hand and edge tools.....	10	4201		-	-	-	-	-	-	-	-
Plumbing fixtures and fittings.....	10	5		331.482	333.286	334.150	333.623	335.319	0.3	-0.2	0.5
Plumbing fixture fittings and trim.....	10	54		390.126	393.160	393.694	392.850	394.519	0.1	-0.2	0.4
Plumbing fixtures, fittings, and trim.....	10	5402		389.864	392.801	393.286	392.472	395.270	0.1	-0.2	0.7
Enameled iron & metal sanitary ware.....	10	56	12/86	-	-	-	-	-	-	-	-
Enameled iron and metal sanitary ware.....	10	5601	12/86	-	-	-	-	-	-	-	-
Heating equipment.....	10	6		-	-	-	-	-	-	-	-
Steam and hot water equipment.....	10	61		-	-	-	-	-	-	-	-
Steam and hot water equipment.....	10	6101		-	-	-	-	-	-	-	-
Furnaces and heaters, including parts.....	10	62		-	-	-	-	-	-	-	-
Furnaces and heaters, including parts.....	10	6201		-	-	-	-	-	-	-	-
Other heating equipment, non-electric, including parts.....	10	63		337.349	338.148	352.850	356.035	358.758	4.3	0.9	0.8
Other heating equipment, non-electric, including parts.....	10	6301		337.349	338.148	352.850	356.035	358.758	4.3	0.9	0.8
Domestic heating stoves.....	10	64		-	-	-	-	-	-	-	-
Domestic heating stoves.....	10	6401		-	-	-	-	-	-	-	-
Domestic water heaters.....	10	66		-	-	-	-	-	-	-	-
Domestic water heaters.....	10	6601		-	-	-	-	-	-	-	-
Fabricated structural metal products.....	10	7		368.129	368.313	365.787	365.319	365.281	-0.7	-0.1	0.0
Metal doors, sash, and trim.....	10	71		-	-	-	-	-	-	-	-
Metal doors and frames (except storm).....	10	7102	06/83	-	-	-	-	-	-	-	-
Metal windows (except storm sash).....			06/83	-	-	-	-	-	-	-	-
Metal molding and trim and store fronts.....			06/83	-	-	-	-	-	-	-	-
Metal combination screen, storm sash, and storm doors.....			06/83	-	-	-	-	-	-	-	-
Metal window and door screens (except combination screens) and metal weather strip.....			05/16	-	-	-	-	-	-	-	-
Metal tanks.....	10	72		-	-	-	-	-	-	-	-
Metal tanks.....	10	7201		-	-	-	-	-	-	-	-
Sheet metal products.....	10	73		-	-	-	-	-	-	-	-
Sheet metal products.....	10	7301		-	-	-	-	-	-	-	-
Structural, architectural, and pre-engineered metal products.....	10	74		371.220	369.082	365.393	364.114	364.329	-1.0	-0.4	0.1
Fabricated structural metal.....	10	7405		367.096	369.356	367.819	366.131	362.402	-0.4	-0.5	-1.0
Custom roll form products.....	10	7407		-	-	-	-	-	-	-	-
Ornamental and architectural metal work.....			12/83	-	-	-	-	-	-	-	-
Fabricated metal pipe, tube, and fittings.....			12/11	-	-	-	-	-	-	-	-
Heat exchangers and steam condensers.....				-	-	-	-	-	-	-	-
Heat exchangers and steam condensers.....	10	7501		-	-	-	-	-	-	-	-
Fabricated steel plate.....	10	76		-	-	-	-	-	-	-	-
Fabricated steel plate.....	10	7601		-	-	-	-	-	-	-	-
Prefabricated metal buildings.....	10	79		-	-	-	-	-	-	-	-
Prefabricated metal building systems (excl. farm service bldgs, residential bldgs, and parts).....	10	7901		-	-	-	-	-	-	-	-
Farm service buildings and other prefabricated and portable buildings, steel and aluminum.....	10	7902		-	-	-	-	-	-	-	-
Panels, parts, and sections for prefabricated buildings, steel and aluminum.....				-	-	-	-	-	-	-	-
Miscellaneous metal products.....	10	8		-	-	-	-	-	-	-	-
Bolts, nuts, screws, rivets, and washers.....	10	81		-	-	-	-	-	-	-	-
Externally threaded fasteners, except aircraft types.....			06/82	-	-	-	-	-	-	-	-
Internally threaded fasteners, except aircraft types.....			06/82	-	-	-	-	-	-	-	-

See footnotes at end of table.

Table 8. Producer price indexes and percentage changes for selected commodity and service groupings and individual items, seasonally adjusted — Continued
 [January 2023, Index base 1982=100, unless otherwise indicated]

Title	Commodity code		Other index base	Seasonally adjusted index ¹					Seasonally adjusted 1-month percent change ¹		
	Group code	Item code		Sept. 2022	Oct. 2022 ^P	Nov. 2022 ^P	Dec. 2022 ^P	Jan. 2023 ^P	Oct. to Nov. ^P	Nov. to Dec. ^P	Dec. to Jan. ^P
Nonthreaded metal fasteners, except aircraft types.....			06/82	-	-	-	-	-	-	-	-
Aircraft fasteners, except plastics (including aerospace).....			06/82	-	-	-	-	-	-	-	-
Formed products, except fasteners, made by cold-, warm-, or hot-heading processes.....			06/82	-	-	-	-	-	-	-	-
Lighting fixtures.....	10	83		-	-	-	-	-	-	-	-
Residential electric lighting fixtures, except portable.....				-	-	-	-	-	-	-	-
Commercial, institutional and industrial electric lighting fixtures.....	10	8303		-	-	-	-	-	-	-	-
Other lighting equipment.....	10	8305		-	-	-	-	-	-	-	-
Ammunition, except for small arms.....			12/85	-	-	-	-	-	-	-	-
Ammunition, except for small arms.....			12/85	-	-	-	-	-	-	-	-
Ordnance and ordnance accessories, n.e.c.....			12/85	-	-	-	-	-	-	-	-
Ordnance and ordnance accessories, n.e.c.....			12/85	-	-	-	-	-	-	-	-
Fabricated ferrous wire products.....	10	88	06/82	-	-	-	-	-	-	-	-
Ferrous wire rope, cable, forms and strand.....			06/82	-	-	-	-	-	-	-	-
Ferrous wire cloth, other woven wire products.....	10	8807	06/82	-	-	-	-	-	-	-	-
Other fabricated ferrous wire products.....	10	8809	06/82	-	-	-	-	-	-	-	-
Steel nails, staples, tacks, spikes and brads.....			06/09	-	-	-	-	-	-	-	-
Other miscellaneous metal products.....	10	89		-	-	-	-	-	-	-	-
Wire springs.....				-	-	-	-	-	-	-	-
Other metal products.....	10	8905		-	-	-	-	-	-	-	-
Metal stampings n.e.c.....			06/84	-	-	-	-	-	-	-	-
Metal foil and leaf.....			12/84	-	-	-	-	-	-	-	-
Heavy gauge springs.....	10	8909	06/04	-	-	-	-	-	-	-	-
Agricultural machinery and equipment.....	11	1		309.007	313.790	313.201	313.488	314.224	-0.2	0.1	0.2
Agricultural machinery and equipment.....	11	14	12/02	193.440	196.460	196.064	196.249	196.680	-0.2	0.1	0.2
Commercial turf and grounds care equipment, including parts and attachments.....	11	1401	12/02	-	-	-	-	-	-	-	-
Farm plows, harrows, rollers, pulverizers, etc., and attachments.....			12/02	-	-	-	-	-	-	-	-
Farm dairy equipment, sprayers and dusters, farm blowers, and attachments.....			12/02	-	-	-	-	-	-	-	-
Planting, seeding, and fertilizing machinery and attachments.....	11	1405	12/02	-	-	-	-	-	-	-	-
Harvesting machinery (except hay and straw) and attachments.....	11	1406	12/82	-	-	-	-	-	-	-	-
Haying machinery and attachments.....	11	1407	12/82	313.897	313.168	314.482	313.953	312.578	0.4	-0.2	-0.4
All other farm machinery and equipment, excluding parts, including attachments.....			12/02	-	-	-	-	-	-	-	-
Parts for farm machinery, for sale separately.....			12/02	-	-	-	-	-	-	-	-
Construction machinery and equipment.....	11	2		-	-	-	-	-	-	-	-
Tractors and attachments, ex. parts.....			12/99	-	-	-	-	-	-	-	-
Construction machinery for mounting (excluding parts, winches, snow clearing attachments).....			12/99	-	-	-	-	-	-	-	-
Tractor shovel loaders (skid steer, wheel, crawler, and integral design backhoes).....	11	2A04		-	-	-	-	-	-	-	-
Construction wheel and crawler tractors, dozers, self-propelled log skidders, etc.....			12/03	-	-	-	-	-	-	-	-
Power cranes, draglines, & shovels (excavators) (incl. surface mining equipment) (excl. parts).....	11	2B	12/99	-	-	-	-	-	-	-	-
Power cranes, draglines, & shovels (excavators) (incl. surface mining equip.) (excluding parts).....	11	2B05	12/99	-	-	-	-	-	-	-	-
Mixers, pavers, and related equipment (excluding parts).....	11	2C		-	-	-	-	-	-	-	-
Mixers, pavers, and related equipment (excluding parts).....	11	2C01		-	-	-	-	-	-	-	-
Off-highway, equipment, ex. parts.....			12/99	-	-	-	-	-	-	-	-
Off-highway trucks, haulers, truck-type tractor chassis, trailers, etc. (excluding parts).....	11	2D02	12/03	-	-	-	-	-	-	-	-
Graders, rollers & compactors, rough-terrain forklifts, scrapers, trenchers, etc. (excl. parts).....			12/03	-	-	-	-	-	-	-	-
Misc. construction machinery and equipment.....	11	2J	12/05	-	-	-	-	-	-	-	-
Winches, aerial work platforms, and automotive wrecker hoists, including parts and attachments.....			12/05	-	-	-	-	-	-	-	-
Other construction machinery and equipment (excluding parts).....	11	2J03	12/03	-	-	-	-	-	-	-	-
Parts for construction machinery and equipment, sold separately.....			12/99	-	-	-	-	-	-	-	-
Parts for construction machinery and equipment, sold separately.....			12/99	-	-	-	-	-	-	-	-
Metalworking machinery and equipment.....	11	3		229.816	231.101	232.682	234.029	234.516	0.7	0.6	0.2
Power-driven handtools, including parts and attachments.....	11	32		214.717	222.266	222.904	223.315	219.332	0.3	0.2	-1.8
Power-driven handtools, including parts and attachments.....	11	3211	12/04	146.270	151.377	151.807	152.001	149.363	0.3	0.1	-1.7
Welding machines and equipment.....	11	33		387.409	386.721	387.968	388.619	390.893	0.3	0.2	0.6
Arc welding machines, components, and accessories, excluding electrodes and stud welding equip.....	11	3301		415.330	417.490	419.080	420.070	420.411	0.4	0.2	0.1
Resistance welders, components, accessories, and electrodes.....				-	-	-	-	-	-	-	-
Gas welding and cutting equipment, parts, attachments, and accessories.....	11	3304		-	-	-	-	-	-	-	-
Other welding equipment, components, and accessories (excluding arc, resistance, and gas).....			12/00	-	-	-	-	-	-	-	-

See footnotes at end of table.

Table 8. Producer price indexes and percentage changes for selected commodity and service groupings and individual items, seasonally adjusted — Continued
 [January 2023, Index base 1982=100, unless otherwise indicated]

Title	Commodity code		Other index base	Seasonally adjusted index ¹					Seasonally adjusted 1-month percent change ¹		
	Group code	Item code		Sept. 2022	Oct. 2022 ^P	Nov. 2022 ^P	Dec. 2022 ^P	Jan. 2023 ^P	Oct. to Nov. ^P	Nov. to Dec. ^P	Dec. to Jan. ^P
Industrial process furnaces and ovens.	11	34		-	-	-	-	-	-	-	-
Industrial process furnaces and ovens, except parts and attachments.	11	3407	12/04	-	-	-	-	-	-	-	-
Parts and attachments for industrial process furnaces and ovens.			06/11	-	-	-	-	-	-	-	-
Cutting tools and accessories.	11	35		-	-	-	-	-	-	-	-
Small cutting tools.	11	3501		-	-	-	-	-	-	-	-
Other machine tool attachments and accessories.	11	3505	06/83	255.682	258.121	257.992	258.134	261.551	0.0	0.1	1.3
Abrasive products.	11	36		-	-	-	-	-	-	-	-
Nonmetallic sized grains, powders, and flour abrasives (incl. graded only). ...				-	-	-	-	-	-	-	-
Nonmetallic abrasive products (including diamond abrasives).	11	3603		-	-	-	-	-	-	-	-
Nonmetallic coated abrasive products and buffing wheels, polishing wheels, and laps.	11	3605		-	-	-	-	-	-	-	-
Metal cutting machine tools.	11	37		-	-	-	-	-	-	-	-
Other metal-cutting machine tools.			12/09	-	-	-	-	-	-	-	-
Metal machining centers.			12/09	-	-	-	-	-	-	-	-
Rebuilt metal-cutting machine tools and parts for metal-cutting machine tools.			12/02	-	-	-	-	-	-	-	-
Metal forming machine tools.	11	38		267.949	268.741	268.553	268.706	268.207	-0.1	0.1	-0.2
Metal-forming machine tools (except rebuilt and parts).	11	3826	12/09	134.476	134.880	134.919	134.984	134.672	0.0	0.0	-0.2
Rebuilt metal-forming machine tools and parts for metal-forming machine tools.			12/02	-	-	-	-	-	-	-	-
Tools, dies, jigs, fixtures & ind. molds.				-	-	-	-	-	-	-	-
Special tools, dies, jigs, and fixtures.				-	-	-	-	-	-	-	-
Industrial molds and mold boxes.				-	-	-	-	-	-	-	-
Metalworking machinery n. e. c.			06/83	-	-	-	-	-	-	-	-
Other metalworking machinery.	11	3A02	06/83	-	-	-	-	-	-	-	-
General purpose machinery and equipment.	11	4		312.296	314.185	316.361	317.770	319.922	0.7	0.4	0.7
Pumps, compressors, and equipment.	11	41		331.738	335.334	338.174	340.183	346.174	0.8	0.6	1.8
Industrial pumps, except hydraulic fluid power pumps.	11	4102		328.554	332.118	334.123	335.657	349.914	0.6	0.5	4.2
Parts and attachments for air and gas compressors and vacuum pumps.	11	4107	06/84	-	-	-	-	-	-	-	-
Domestic water systems.	11	4113	12/03	-	-	-	-	-	-	-	-
Air and gas compressors and vacuum pumps.	11	4115	06/05	-	-	-	-	-	-	-	-
Other pumps, including parts and attachments.	11	4119	12/83	-	-	-	-	-	-	-	-
Elevators, escalators, and other lifts.	11	42		-	-	-	-	-	-	-	-
Elevators and moving stairways.				-	-	-	-	-	-	-	-
Parts and attachments for elevators and moving stairs (sold separately).	11	4202		-	-	-	-	-	-	-	-
Fluid power equipment.	11	43		325.776	326.594	328.172	329.290	333.375	0.5	0.3	1.2
Fluid power pumps and parts.	11	4301		278.686	279.297	280.759	282.341	281.343	0.5	0.6	-0.4
Fluid power valves.	11	4302		-	-	-	-	-	-	-	-
Fluid power cylinders, actuators, accumulators, cushions, & parts.	11	4303		-	-	-	-	-	-	-	-
Fluid power hose and tube fittings.				-	-	-	-	-	-	-	-
Parts for fluid power valves.	11	4305	06/91	-	-	-	-	-	-	-	-
Industrial material handling equipment.	11	44		-	-	-	-	-	-	-	-
Conveying equipment, except parts and accessories.	11	4402		-	-	-	-	-	-	-	-
Industrial trucks, trailers, and stackers.	11	4403		-	-	-	-	-	-	-	-
Hoists, overhead cranes, and monorail systems.	11	4404		-	-	-	-	-	-	-	-
Parts and accessories for conveyors and conveying systems.			09/18	-	-	-	-	-	-	-	-
Mechanical power transmission equipment.	11	45		-	-	-	-	-	-	-	-
Speed changers, drives, gears.	11	4501		-	-	-	-	-	-	-	-
Other power transmission equipment.	11	4502	12/84	-	-	-	-	-	-	-	-
Scales and balances.	11	46		-	-	-	-	-	-	-	-
Vehicle and industrial scales.	11	4611	12/91	-	-	-	-	-	-	-	-
Retail, commercial, household, and mailing scales and balances.	11	4612	12/91	-	-	-	-	-	-	-	-
Parts, attachments, and accessories for scales and balances.	11	4613	12/91	-	-	-	-	-	-	-	-
Air purification equipment and industrial and commercial fans and blowers.	11	47		290.710	293.821	294.422	296.287	295.832	0.2	0.6	-0.2
Fan, blower, air purification equipment.	11	4701		290.710	293.821	294.422	296.287	295.832	0.2	0.6	-0.2
Air conditioning and refrigeration equip.	11	48		282.408	283.758	283.207	285.097	283.787	-0.2	0.7	-0.5
Unitary air-conditioners, except air source heat pumps.				-	-	-	-	-	-	-	-
Commercial refrigeration equipment.	11	4803		392.310	396.351	400.954	401.623	399.131	1.2	0.2	-0.6
All other miscellaneous refrigeration and air-conditioning equipment.	11	4806		-	-	-	-	-	-	-	-
Heat transfer equipment, including heat pumps.	11	4807	12/11	163.183	166.145	166.013	166.694	166.014	-0.1	0.4	-0.4
Parts and accessories for air conditioning and heat transfer equipment.	11	4809	12/89	-	-	-	-	-	-	-	-
Refrigeration condensing units.			01/19	-	-	-	-	-	-	-	-
Miscellaneous general purpose equipment.	11	49		347.758	349.440	352.324	353.757	357.408	0.8	0.4	1.0
Metal valves, except fluid power.	11	4902	12/82	416.047	419.076	424.860	425.440	429.488	1.4	0.1	1.0
Metal pipe fittings, flanges, and unions.			12/82	-	-	-	-	-	-	-	-
Ball and roller bearings.	11	4905		-	-	-	-	-	-	-	-
Industrial patterns.	11	4907	12/84	-	-	-	-	-	-	-	-
Filters and strainers.	11	4908	12/84	-	-	-	-	-	-	-	-
Other miscellaneous general purpose equipment.	11	4911	12/84	246.152	246.296	247.910	249.914	253.067	0.7	0.8	1.3

See footnotes at end of table.

Table 8. Producer price indexes and percentage changes for selected commodity and service groupings and individual items, seasonally adjusted — Continued
 [January 2023, Index base 1982=100, unless otherwise indicated]

Title	Commodity code		Other index base	Seasonally adjusted index ¹					Seasonally adjusted 1-month percent change ¹		
	Group code	Item code		Sept. 2022	Oct. 2022 ^P	Nov. 2022 ^P	Dec. 2022 ^P	Jan. 2023 ^P	Oct. to Nov. ^P	Nov. to Dec. ^P	Dec. to Jan. ^P
Electronic computers and computer equipment.			12/98	-	-	-	-	-	-	-	-
Electronic computers.			12/04	-	-	-	-	-	-	-	-
Electronic computers.			12/04	-	-	-	-	-	-	-	-
Computer storage devices.			12/04	-	-	-	-	-	-	-	-
Computer storage devices (except parts, attachments and accessories).			12/04	-	-	-	-	-	-	-	-
Computer peripheral equipment and parts.			12/98	-	-	-	-	-	-	-	-
Parts, attachments, and accessories for computer terminals and peripherals.			12/98	-	-	-	-	-	-	-	-
Computer terminals (including POS and funds-transfer devices) and other computer peripherals.			06/99	-	-	-	-	-	-	-	-
Special industry machinery and equipment.	11	6		267.656	268.026	268.700	269.241	270.868	0.3	0.2	0.6
Food products machinery.	11	61		352.245	354.023	355.179	356.980	364.578	0.3	0.5	2.1
Dairy and milk products plant machinery and equipment.				-	-	-	-	-	-	-	-
Commercial food products machinery (except packaging and cooking equipment).	11	6104		-	-	-	-	-	-	-	-
Industrial food products machinery for processing foods, beverages, & animal & fowl feed.	11	6105	12/83	367.356	369.927	370.978	373.472	376.603	0.3	0.7	0.8
Textile machinery and equipment.	11	62		-	-	-	-	-	-	-	-
Textile machinery (except parts, attachments, and accessories).	11	6212	06/86	-	-	-	-	-	-	-	-
Textile machinery parts and attachments.				-	-	-	-	-	-	-	-
Sawmill and woodworking machinery.	11	63		-	-	-	-	-	-	-	-
Sawmill and woodworking machinery.			12/04	-	-	-	-	-	-	-	-
Paper industries machinery.	11	64	06/82	-	-	-	-	-	-	-	-
Paper industries machinery.	11	6401	06/82	-	-	-	-	-	-	-	-
Printing trades machinery and equipment.				-	-	-	-	-	-	-	-
Other printing machinery and equipment.			12/82	-	-	-	-	-	-	-	-
Other special industry machinery.	11	66		250.836	249.989	250.443	249.720	251.461	0.2	-0.3	0.7
Plastics and rubber working machinery.				-	-	-	-	-	-	-	-
Miscellaneous special industry machinery.	11	6606		244.503	243.587	244.041	243.073	245.093	0.2	-0.4	0.8
Packing, packaging, and bottling machinery and parts.	11	67		-	-	-	-	-	-	-	-
Packing, packaging, and bottling machinery and parts.			06/06	-	-	-	-	-	-	-	-
Service industry machinery and parts.	11	68	06/82	-	-	-	-	-	-	-	-
Service industry machinery and parts.	11	6801	06/82	-	-	-	-	-	-	-	-
Commercial laundry and drycleaning machinery products.	11	69	12/82	325.704	331.155	335.646	336.815	345.932	1.4	0.3	2.7
Commercial laundry and drycleaning machinery products.	11	6909	06/03	184.266	187.353	189.892	190.525	195.712	1.4	0.3	2.7
Electrical machinery and equipment.	11	7		131.418	131.707	132.135	132.673	132.853	0.3	0.4	0.1
Wiring devices.	11	71		-	-	-	-	-	-	-	-
Current-carrying wiring devices.	11	7101		-	-	-	-	-	-	-	-
Noncurrent-carrying wiring devices.				-	-	-	-	-	-	-	-
Integrating and measuring instruments.	11	72		-	-	-	-	-	-	-	-
Test equipment for electrical, radio, & communication circuits & motors.			12/83	-	-	-	-	-	-	-	-
Motors, generators, motor generator sets.	11	73		-	-	-	-	-	-	-	-
Fractional horsepower motors and generators.	11	7303	06/83	210.229	210.498	210.526	210.764	211.636	0.0	0.1	0.4
Integral horsepower motors and generators (excluding land transportation types).	11	7304	06/83	-	-	-	-	-	-	-	-
Parts and supplies for motors and generators.			06/83	-	-	-	-	-	-	-	-
Other motors and generators.	11	7311	06/06	-	-	-	-	-	-	-	-
Transformers and power regulators.	11	74		-	-	-	-	-	-	-	-
Power and distribution transformers, except parts.			12/99	-	-	-	-	-	-	-	-
Other transformers and parts for transformers.			12/99	-	-	-	-	-	-	-	-
Switchgear, switchboard, industrial controls equipment.	11	75		-	-	-	-	-	-	-	-
Industrial controls and related parts and accessories.	11	7507		-	-	-	-	-	-	-	-
Switchgear and switchboard apparatus.			06/05	-	-	-	-	-	-	-	-
Communications and related equipment and miscellaneous electronic systems & equipment.	11	76	12/85	129.000	129.165	129.439	129.814	129.997	0.2	0.3	0.1
Telephone and wireline data networking equipment.	11	7601	12/85	-	-	-	-	-	-	-	-
Other communications and related equipment, including broadcast and wireless.	11	7603	06/13	107.511	107.796	108.100	108.197	109.112	0.3	0.1	0.8
Electronic systems and equipment, n.e.c.			12/03	-	-	-	-	-	-	-	-
Search, detection, navigation & guidance systems and equipment.	11	7606	06/04	159.840	159.837	160.234	160.877	159.814	0.2	0.4	-0.7
Electric lamp bulbs, tubes, and components.	11	77		-	-	-	-	-	-	-	-
Electric lamp bulbs, tubes, and components.			12/04	-	-	-	-	-	-	-	-
Electronic components and accessories.	11	78		67.513	68.060	68.338	68.415	67.900	0.4	0.1	-0.8
Relays for electronic circuitry, industrial control overload, and switchgear type.	11	7821		-	-	-	-	-	-	-	-
Switches, mechanical, for electronic circuitry.	11	7822	06/82	-	-	-	-	-	-	-	-
Connectors for electronic circuitry.	11	7824		236.675	240.772	242.187	244.418	243.382	0.6	0.9	-0.4
Filters, crystals, and transducers.			06/82	-	-	-	-	-	-	-	-
Integrated microcircuits.			06/05	-	-	-	-	-	-	-	-
Other semiconductor and related devices.	11	7847	06/05	73.409	73.623	74.143	74.137	74.836	0.7	0.0	0.9

See footnotes at end of table.

Table 8. Producer price indexes and percentage changes for selected commodity and service groupings and individual items, seasonally adjusted — Continued
 [January 2023, Index base 1982=100, unless otherwise indicated]

Title	Commodity code		Other index base	Seasonally adjusted index ¹					Seasonally adjusted 1-month percent change ¹		
	Group code	Item code		Sept. 2022	Oct. 2022 ^P	Nov. 2022 ^P	Dec. 2022 ^P	Jan. 2023 ^P	Oct. to Nov. ^P	Nov. to Dec. ^P	Dec. to Jan. ^P
Bare printed circuit boards.			12/00	-	-	-	-	-	-	-	-
Electronic coils, transformers, and other inductors.	11	7853	06/82	-	-	-	-	-	-	-	-
Capacitors and resistors for electronic circuitry.			12/22	-	-	-	-	-	-	-	-
Microwave components, electron tubes, and other electronic components, n.e.c.			06/00	-	-	-	-	-	-	-	-
Printed circuit assemblies, loaded boards, modules and consumer external modems.	11	7861	06/82	-	-	-	-	-	-	-	-
Miscellaneous electrical machinery and equipment.				-	-	-	-	-	-	-	-
Storage batteries.				-	-	-	-	-	-	-	-
Primary batteries.				-	-	-	-	-	-	-	-
Carbon and graphite products.	11	7903		-	-	-	-	-	-	-	-
X-ray and electromedical equipment.	11	7905		-	-	-	-	-	-	-	-
Miscellaneous electrical industrial apparatus.			12/85	-	-	-	-	-	-	-	-
All other electrical equipment and components, except industrial.			12/06	-	-	-	-	-	-	-	-
Miscellaneous instruments.	11	8		234.322	235.864	237.223	237.820	241.568	0.6	0.3	1.6
Automatic environmental controls for monitoring residential, commercial, and appliance use.	11	81		-	-	-	-	-	-	-	-
Automatic environmental controls for monitoring residential, commercial, and appliance use.	11	8105	12/03	-	-	-	-	-	-	-	-
Industrial process control instruments.	11	82	06/83	273.237	273.993	276.333	277.905	284.253	0.9	0.6	2.3
Industrial process control instruments.	11	8201	06/83	273.237	273.993	276.333	277.905	284.253	0.9	0.6	2.3
Fluid meters and counting devices.	11	84	12/85	-	-	-	-	-	-	-	-
Fluid meters and counting devices.	11	8401	12/85	-	-	-	-	-	-	-	-
Engineering and scientific instruments.	11	85	12/85	268.725	269.802	273.921	273.723	277.216	1.5	-0.1	1.3
Aeronautical, nautical, and navigational instruments.	11	8501	12/85	308.756	310.784	313.505	313.239	308.711	0.9	-0.1	-1.4
Hospital beds and specialized hospital furniture.			12/11	-	-	-	-	-	-	-	-
Measuring instruments and lenses.	11	86	12/85	164.566	164.959	165.418	165.966	166.687	0.3	0.3	0.4
Sighting, tracking, and fire-control equipment, optical type.	11	8601	12/85	-	-	-	-	-	-	-	-
All other miscellaneous optical instruments and lenses.	11	8602	12/85	-	-	-	-	-	-	-	-
Laboratory analytical instruments.	11	8603	12/85	174.311	174.771	175.378	176.260	177.469	0.3	0.5	0.7
Measuring & controlling devices, n.e.c.	11	89	06/85	185.538	190.186	191.457	191.677	196.478	0.7	0.1	2.5
Aircraft engine instruments.			06/85	-	-	-	-	-	-	-	-
Nuclear radiation detection & monitoring instruments.	11	8904	06/85	233.980	234.230	239.677	238.765	244.287	2.3	-0.4	2.3
Physical properties and kinematic testing equipment.			06/04	-	-	-	-	-	-	-	-
Commercial, geophysical, meteorological, surveying, drafting & general-purpose instruments.			06/04	-	-	-	-	-	-	-	-
Miscellaneous machinery.	11	9		-	-	-	-	-	-	-	-
Oil field and gas field machinery.	11	91		-	-	-	-	-	-	-	-
Oil and gas field drilling, surveying, and cementing machinery (except parts sold separately).	11	9102		-	-	-	-	-	-	-	-
Oil field and gas field production machinery (except pumps and parts sold separately).				-	-	-	-	-	-	-	-
Parts and attachments for oil and gas field machinery and equipment.			12/10	-	-	-	-	-	-	-	-
Mining machinery and equipment.	11	92		-	-	-	-	-	-	-	-
Mining machinery and equipment (except parts sold separately).			09/19	-	-	-	-	-	-	-	-
Parts and attachments for mining machinery and equipment (sold separately).	11	9253		312.392	314.289	316.630	320.385	318.875	0.7	1.2	-0.5
Office and store machines and equipment.				-	-	-	-	-	-	-	-
Coin-operated machines and mechanisms.			05/18	-	-	-	-	-	-	-	-
Internal combustion engines.	11	94		-	-	-	-	-	-	-	-
Diesel, semidiesel, and dual-fuel engines (except automotive).	11	9407	12/82	-	-	-	-	-	-	-	-
Diesel, semidiesel, and dual-fuel engines for automobiles, trucks, and buses.	11	9408	12/82	-	-	-	-	-	-	-	-
Parts & accessories for internal combustion engines, ex. aircraft & gasoline automotive engines.	11	9413		233.030	235.517	236.608	237.545	245.482	0.5	0.4	3.3
Machine shop products.	11	95		-	-	-	-	-	-	-	-
Machine shop products.			06/84	-	-	-	-	-	-	-	-
Turbines and turbine generator sets.			06/87	-	-	-	-	-	-	-	-
Turbines and turbine generator sets (excluding parts).			06/87	-	-	-	-	-	-	-	-
Parts & accessories for turbines, turbine generators, and turbine generator sets.			09/15	-	-	-	-	-	-	-	-
Parts & accessories for turbines, turbine generators, and turbine generator sets.			09/15	-	-	-	-	-	-	-	-
Household furniture.	12	1		-	-	-	-	-	-	-	-
Metal household furniture.	12	11		-	-	-	-	-	-	-	-
Metal household furniture.				-	-	-	-	-	-	-	-
Wood household furniture (nonupholstered).	12	12		-	-	-	-	-	-	-	-
Wood household furniture (nonupholstered).			12/22	-	-	-	-	-	-	-	-
Upholstered household furniture.	12	13		-	-	-	-	-	-	-	-
Upholstered household furniture.	12	1301		-	-	-	-	-	-	-	-

See footnotes at end of table.

Table 8. Producer price indexes and percentage changes for selected commodity and service groupings and individual items, seasonally adjusted — Continued
 [January 2023, Index base 1982=100, unless otherwise indicated]

Title	Commodity code		Other index base	Seasonally adjusted index ¹					Seasonally adjusted 1-month percent change ¹		
	Group code	Item code		Sept. 2022	Oct. 2022 ^P	Nov. 2022 ^P	Dec. 2022 ^P	Jan. 2023 ^P	Oct. to Nov. ^P	Nov. to Dec. ^P	Dec. to Jan. ^P
Bedding.....	12	14		-	-	-	-	-	-	-	-
Bedding.....				-	-	-	-	-	-	-	-
Metal porch, lawn, outdoor & casual furniture.....	12	15		356.214	360.887	372.487	374.412	374.902	3.2	0.5	0.1
Porch and lawn furniture.....	12	1501		356.214	360.887	372.487	374.412	374.902	3.2	0.5	0.1
Nonupholstered household furniture, except wood and metal.....			12/85	-	-	-	-	-	-	-	-
Nonupholstered household furniture, except wood and metal.....			12/85	-	-	-	-	-	-	-	-
Commercial furniture.....	12	2		-	-	-	-	-	-	-	-
Wood office furniture and store fixtures.....	12	21		-	-	-	-	-	-	-	-
Wood office furniture and store fixtures.....				-	-	-	-	-	-	-	-
Nonwood furniture and store fixtures.....	12	22		-	-	-	-	-	-	-	-
Nonwood commercial storage units, files, and tables.....				-	-	-	-	-	-	-	-
Nonwood commercial furniture.....				-	-	-	-	-	-	-	-
Nonwood partitions and fixtures.....			12/83	-	-	-	-	-	-	-	-
Public building furniture.....			12/84	-	-	-	-	-	-	-	-
Public building furniture.....			12/84	-	-	-	-	-	-	-	-
Commercial furniture and fixtures, n.e.c.....	12	24	12/85	272.572	272.311	281.158	281.576	281.492	3.2	0.1	0.0
Commercial furniture and fixtures, n.e.c.....	12	2401	12/85	272.572	272.311	281.158	281.576	281.492	3.2	0.1	0.0
Floor coverings.....	12	3		-	-	-	-	-	-	-	-
Carpets and rugs.....	12	31		-	-	-	-	-	-	-	-
Carpet and rugs.....				-	-	-	-	-	-	-	-
Resilient floor coverings.....	12	32		-	-	-	-	-	-	-	-
Resilient floor coverings.....	12	3201		-	-	-	-	-	-	-	-
Household appliances.....	12	4		-	-	-	-	-	-	-	-
Major appliances.....	12	41		-	-	-	-	-	-	-	-
Household cooking appliances.....				-	-	-	-	-	-	-	-
Household refrigeration equipment.....				-	-	-	-	-	-	-	-
Other major household appliances including room air-conditioners.....	12	4104		-	-	-	-	-	-	-	-
Household vacuum cleaners, including parts and attachments.....	12	43		-	-	-	-	-	-	-	-
Household vacuum cleaners and other floor care machines (including parts and attachments).....	12	4301		-	-	-	-	-	-	-	-
Electric housewares and fans.....	12	44		-	-	-	-	-	-	-	-
Parts and attachments for small electric household appliances, including fan parts.....			12/82	-	-	-	-	-	-	-	-
Small electric household appliances, including fans.....			05/21	-	-	-	-	-	-	-	-
Portable residential lighting fixtures, including parts and accessories.....	12	45		-	-	-	-	-	-	-	-
Portable residential lighting fixtures, including parts and accessories.....				-	-	-	-	-	-	-	-
Home electronic equipment.....	12	5		-	-	-	-	-	-	-	-
Speakers and commercial sound equipment.....	12	57	12/03	-	-	-	-	-	-	-	-
Speakers and commercial sound equipment.....	12	5707	12/03	-	-	-	-	-	-	-	-
Other home electronic equipment.....			06/04	-	-	-	-	-	-	-	-
Other home electronic equipment, including television receivers and automotive A/V equipment.....			01/17	-	-	-	-	-	-	-	-
Other household durable goods.....	12	6		-	-	-	-	-	-	-	-
Vitreous china, fine earthenware, and other pottery products.....	12	61		-	-	-	-	-	-	-	-
Vitreous china, porcelain, and earthenware table and kitchenware and other pottery products.....	12	6101		-	-	-	-	-	-	-	-
Mirrors (decorated and undecorated).....				-	-	-	-	-	-	-	-
Mirrors (decorated and undecorated), made from purchased glass.....				-	-	-	-	-	-	-	-
Lawn/garden equipment.....	12	66		-	-	-	-	-	-	-	-
Parts and attachments for consumer lawn, garden, and snow equipment....			12/82	-	-	-	-	-	-	-	-
Consumer lawn, garden, and snow equipment.....			05/18	-	-	-	-	-	-	-	-
Cutlery, flatware (except precious), razors and razor blades.....	12	67		-	-	-	-	-	-	-	-
Cutlery, flatware (except precious), razors and razor blades.....	12	6701		-	-	-	-	-	-	-	-
Metal kitchen utensil, pots, and pans.....				-	-	-	-	-	-	-	-
Metal kitchen utensil, pots, and pans.....				-	-	-	-	-	-	-	-
Window shades, blinds, and accessories.....	12	69	06/84	-	-	-	-	-	-	-	-
Window shades, blinds, and accessories.....	12	6901	06/84	-	-	-	-	-	-	-	-
Glass.....				-	-	-	-	-	-	-	-
Flat glass.....	13	11		-	-	-	-	-	-	-	-
Specialty glass.....	13	1107		-	-	-	-	-	-	-	-
Flat glass (float, sheet, and plate process).....			12/22	-	-	-	-	-	-	-	-
Other finished glassware.....	13	13	06/83	-	-	-	-	-	-	-	-
Pressed and blown glassware.....	13	1301	06/83	-	-	-	-	-	-	-	-
Concrete ingredients and related products.....	13	2		375.526	377.698	379.426	382.461	393.663	0.5	0.8	2.9
Construction sand, gravel, and crushed stone.....	13	21		427.769	428.900	429.817	433.471	440.559	0.2	0.9	1.6
Construction sand, gravel and crushed stone.....	13	2101		427.769	428.900	429.817	433.471	440.559	0.2	0.9	1.6
Cement, hydraulic.....	13	22		303.877	308.410	311.977	314.030	333.876	1.2	0.7	6.3

See footnotes at end of table.

Table 8. Producer price indexes and percentage changes for selected commodity and service groupings and individual items, seasonally adjusted — Continued
 [January 2023, Index base 1982=100, unless otherwise indicated]

Title	Commodity code		Other index base	Seasonally adjusted index ¹					Seasonally adjusted 1-month percent change ¹		
	Group code	Item code		Sept. 2022	Oct. 2022 ^P	Nov. 2022 ^P	Dec. 2022 ^P	Jan. 2023 ^P	Oct. to Nov. ^P	Nov. to Dec. ^P	Dec. to Jan. ^P
Cement, hydraulic.....	13	2201		303.877	308.410	311.977	314.030	333.876	1.2	0.7	6.3
Concrete products.....	13	3		340.946	343.900	347.344	350.787	354.682	1.0	1.0	1.1
Concrete block and brick.....	13	31		333.619	336.276	337.651	338.476	352.183	0.4	0.2	4.0
Structural concrete block.....	13	3111		344.049	347.906	349.935	351.250	364.880	0.6	0.4	3.9
Decorative concrete block.....	13	3121		291.098	291.877	293.593	294.777	306.901	0.6	0.4	4.1
Concrete brick.....				-	-	-	-	-	-	-	-
Concrete pavers.....	13	3141		286.070	287.027	287.640	289.117	299.232	0.2	0.5	3.5
Concrete pipe.....				-	-	-	-	-	-	-	-
Concrete pipe.....				-	-	-	-	-	-	-	-
Ready-mix concrete.....	13	33		335.778	339.505	342.773	346.846	349.295	1.0	1.2	0.7
Ready-mix concrete.....	13	3301		335.778	339.505	342.773	346.846	349.295	1.0	1.2	0.7
Precast concrete products.....	13	34		361.443	364.083	366.767	369.243	372.492	0.7	0.7	0.9
Precast concrete products.....	13	3401		361.443	364.083	366.767	369.243	372.492	0.7	0.7	0.9
Prestressed concrete products.....				-	-	-	-	-	-	-	-
Prestressed concrete products.....				-	-	-	-	-	-	-	-
Clay construction products ex. refractories.....	13	4		-	-	-	-	-	-	-	-
Brick and structural clay tile.....	13	42	12/84	-	-	-	-	-	-	-	-
Building or common brick.....	13	4201	12/84	-	-	-	-	-	-	-	-
Glazed brick and other brick (paving, floor, and sewer).....	13	4202	12/84	-	-	-	-	-	-	-	-
Clay floor and wall tile, glazed and unglazed.....	13	44		-	-	-	-	-	-	-	-
Clay floor and wall tile, glazed and unglazed (including quarry tile and ceramic mosaic tile).....				-	-	-	-	-	-	-	-
Structural clay products, n.e.c.....	13	45		-	-	-	-	-	-	-	-
Structural clay products, n.e.c.....	13	4501		-	-	-	-	-	-	-	-
Refractories.....	13	5		-	-	-	-	-	-	-	-
Clay refractories.....	13	52		-	-	-	-	-	-	-	-
Clay refractories.....	13	5201		-	-	-	-	-	-	-	-
Nonclay refractories.....	13	53		-	-	-	-	-	-	-	-
Nonclay refractories (excluding dead-burned magnesia).....	13	5301		-	-	-	-	-	-	-	-
Asphalt felts and coatings.....	13	6		-	-	-	-	-	-	-	-
Prepared asphalt and tar roofing and siding products.....	13	61		-	-	-	-	-	-	-	-
Prepared asphalt and tar roofing and siding products.....	13	6101		-	-	-	-	-	-	-	-
Roofing asphalts, pitches, coatings, and cement.....	13	62		-	-	-	-	-	-	-	-
Roofing asphalts, pitches, coatings, and cement.....	13	6201		-	-	-	-	-	-	-	-
Gypsum products.....	13	7		462.559	463.961	468.345	471.377	459.124	0.9	0.6	-2.6
Gypsum products.....	13	71		462.559	463.961	468.345	471.377	459.124	0.9	0.6	-2.6
Gypsum products.....	13	7101		462.559	463.961	468.345	471.377	459.124	0.9	0.6	-2.6
Glass containers.....	13	8		253.069	253.580	257.501	258.759	260.629	1.5	0.5	0.7
Glass containers.....	13	81		253.069	253.580	257.501	258.759	260.629	1.5	0.5	0.7
Glass containers (including value of packaging).....	13	8101		253.069	253.580	257.501	258.759	260.629	1.5	0.5	0.7
Other nonmetallic minerals.....	13	9		310.258	311.424	312.673	313.028	315.424	0.4	0.1	0.8
Insulation materials.....	13	92		-	-	-	-	-	-	-	-
Mineral wool for thermal and acoustical envelope insulation.....	13	9201		-	-	-	-	-	-	-	-
Mineral wool for industrial, equipment, and appliance insulation.....				-	-	-	-	-	-	-	-
Paving mixtures and blocks.....	13	94		397.158	397.544	398.707	395.054	394.626	0.3	-0.9	-0.1
Paving mixtures and blocks.....	13	9401		397.158	397.544	398.707	395.054	394.626	0.3	-0.9	-0.1
Cut stone and stone products.....			12/84	-	-	-	-	-	-	-	-
Cut stone and stone products.....			12/84	-	-	-	-	-	-	-	-
Gaskets, packing, and sealing devices.....	13	98	12/85	-	-	-	-	-	-	-	-
Gaskets and gasketing material.....	13	9801	12/85	-	-	-	-	-	-	-	-
Packing and sealing.....	13	9802	12/85	-	-	-	-	-	-	-	-
Nonmetallic minerals and products, n.e.c.....	13	99	06/82	-	-	-	-	-	-	-	-
Clay and stone mining and quarrying.....	13	9902	06/84	-	-	-	-	-	-	-	-
All other nonmetallic mineral products.....	13	9903	12/85	226.520	227.296	228.295	229.557	236.764	0.4	0.6	3.1
Motor vehicles and equipment.....	14	1		167.378	167.352	167.551	167.831	168.715	0.1	0.2	0.5
Motor vehicles.....	14	11		169.181	169.020	169.495	169.936	170.955	0.3	0.3	0.6
Passenger cars and chassis.....	14	1101		143.291	141.536	141.768	141.784	142.811	0.2	0.0	0.7
Motorcycles, including three-wheel motorbikes, motorscooters, mopeds, and parts.....	14	1104		-	-	-	-	-	-	-	-
Trucks, truck tractors, & bus chassis 14,000 lb or less, incl. minivans & suvs.....	14	1105		194.277	195.654	196.485	197.464	198.711	0.4	0.5	0.6
Trucks, over 14,000 lbs GVW.....	14	1106		-	-	-	-	-	-	-	-
Motor vehicles parts.....	14	12		-	-	-	-	-	-	-	-
Motor vehicles parts.....			12/03	-	-	-	-	-	-	-	-
Truck and bus bodies.....	14	13	12/82	-	-	-	-	-	-	-	-
Truck and bus bodies sold separately.....	14	1301	12/82	-	-	-	-	-	-	-	-

See footnotes at end of table.

Table 8. Producer price indexes and percentage changes for selected commodity and service groupings and individual items, seasonally adjusted — Continued
 [January 2023, Index base 1982=100, unless otherwise indicated]

Title	Commodity code		Other index base	Seasonally adjusted index ¹					Seasonally adjusted 1-month percent change ¹		
	Group code	Item code		Sept. 2022	Oct. 2022 ^P	Nov. 2022 ^P	Dec. 2022 ^P	Jan. 2023 ^P	Oct. to Nov. ^P	Nov. to Dec. ^P	Dec. to Jan. ^P
Complete vehicles on purchased chassis.....			12/82	-	-	-	-	-	-	-	-
Truck trailers.....	14	14		-	-	-	-	-	-	-	-
Truck trailers.....	14	1406	12/86	-	-	-	-	-	-	-	-
Motor homes, built on purchased chassis.....	14	15	06/84	-	-	-	-	-	-	-	-
Motor homes, built on purchased chassis.....	14	1501	06/84	-	-	-	-	-	-	-	-
Travel trailers and campers.....	14	16	06/84	-	-	-	-	-	-	-	-
Travel trailers.....	14	1601	06/84	-	-	-	-	-	-	-	-
Camping trailers, campers, pick-up covers, and parts.....	14	1602	06/84	-	-	-	-	-	-	-	-
Aircraft and aircraft equipment.....	14	2		296.925	297.659	298.310	299.201	300.458	0.2	0.3	0.4
Aircraft.....	14	21		330.046	331.211	332.198	333.492	334.572	0.3	0.4	0.3
Civilian aircraft.....	14	2102	12/85	316.278	317.944	319.356	321.207	322.633	0.4	0.6	0.4
Military aircraft.....			06/13	-	-	-	-	-	-	-	-
Aircraft engine and engine parts.....	14	23	12/85	245.848	246.318	246.819	247.789	248.659	0.2	0.4	0.4
Aircraft engine and engine parts.....	14	2301	12/85	245.848	246.318	246.819	247.789	248.659	0.2	0.4	0.4
Other aircraft parts and equipment.....	14	25	06/85	200.369	200.433	200.498	200.454	202.065	0.0	0.0	0.8
Other aircraft parts and equipment.....	14	2501	06/85	200.369	200.433	200.498	200.454	202.065	0.0	0.0	0.8
Ships and boats.....	14	3		299.273	299.664	300.444	301.245	301.817	0.3	0.3	0.2
Ships.....	14	31	12/85	-	-	-	-	-	-	-	-
Military self-propelled ships, new construction.....			06/96	-	-	-	-	-	-	-	-
Nonmilitary self-propelled ships, new construction.....			06/96	-	-	-	-	-	-	-	-
Boats.....	14	32		341.321	342.994	344.902	346.886	347.796	0.6	0.6	0.3
Outboard motorboats, including commercial and military (except sailboats and lifeboats).....	14	3201		389.940	393.022	395.351	398.173	398.475	0.6	0.7	0.1
Inboard motorboats, including commercial and military (except sailboats and lifeboats).....	14	3202		343.134	345.659	347.847	350.188	347.922	0.6	0.7	-0.6
Inboard-outdrive boats, including commercial and military (except sailboats and lifeboats).....	14	3203		-	-	-	-	-	-	-	-
All other boats (excluding military and commercial).....				-	-	-	-	-	-	-	-
Railroad equipment.....	14	4		-	-	-	-	-	-	-	-
Railroad cars and locomotives.....			05/22	-	-	-	-	-	-	-	-
Railroad cars and locomotives.....			05/22	-	-	-	-	-	-	-	-
Railway maintenance of way equipment and parts.....			05/22	-	-	-	-	-	-	-	-
Railway maintenance of way equipment and parts.....				-	-	-	-	-	-	-	-
Transportation equipment, n.e.c.....			06/85	-	-	-	-	-	-	-	-
Transportation equipment, n.e.c.....			06/85	-	-	-	-	-	-	-	-
Other transportation equipment, incl. golf carts, vehicle trailers, and all-terrain vehicles.....			06/85	-	-	-	-	-	-	-	-
Toys, sporting goods, small arms, etc.....	15	1		200.667	202.119	204.804	206.940	207.146	1.3	1.0	0.1
Toys, games, and children's vehicles.....	15	11		-	-	-	-	-	-	-	-
Toys, games, and children's vehicles.....	15	1101		-	-	-	-	-	-	-	-
Sporting and athletic goods.....	15	12		-	-	-	-	-	-	-	-
Sporting and athletic goods.....	15	1201		-	-	-	-	-	-	-	-
Small arms and ammunition.....	15	13		312.339	312.684	313.221	313.586	315.734	0.2	0.1	0.7
Small arms.....	15	1301		-	-	-	-	-	-	-	-
Small arms ammunition.....	15	1302		417.133	418.570	420.059	421.563	428.375	0.4	0.4	1.6
Tobacco products, incl. stemmed & redried.....	15	2		-	-	-	-	-	-	-	-
Cigarettes, excluding electronic.....	15	21		-	-	-	-	-	-	-	-
Cigarettes, excluding electronic.....	15	2101		-	-	-	-	-	-	-	-
Stemmed and redried tobacco.....	15	24	06/84	-	-	-	-	-	-	-	-
Stemmed and redried tobacco.....	15		06/84	-	-	-	-	-	-	-	-
Other tobacco products.....	15	25	12/05	-	-	-	-	-	-	-	-
Other tobacco products.....	15	2501	12/05	-	-	-	-	-	-	-	-
Notions.....	15	3		-	-	-	-	-	-	-	-
Fasteners, zippers, buttons, needles, pins, and buckles.....	15	32		-	-	-	-	-	-	-	-
Fasteners, zippers, buttons, needles, pins, and buckles.....				-	-	-	-	-	-	-	-
Photographic equipment and supplies.....	15	4		-	-	-	-	-	-	-	-
Photographic and photocopying equipment.....	15	41		-	-	-	-	-	-	-	-
Photographic and photocopying equipment.....			12/83	-	-	-	-	-	-	-	-
Photographic supplies.....	15	42		-	-	-	-	-	-	-	-
Photographic supplies.....			12/83	-	-	-	-	-	-	-	-
Mobile homes.....	15	5		-	-	-	-	-	-	-	-
Manufactured homes (mobile homes), all sizes (incl. multisection).....	15	53		-	-	-	-	-	-	-	-
Manufactured mobile homes and nonresidential mobile buildings.....	15	5303	12/86	-	-	-	-	-	-	-	-
Medical, surgical & personal aid devices.....	15	6		195.343	195.862	195.804	196.468	198.596	0.0	0.3	1.1
Surgical and medical instruments.....	15	62	06/82	148.421	148.828	148.781	149.146	151.144	0.0	0.2	1.3
Surgical and medical instruments.....	15	6201	06/82	148.421	148.828	148.781	149.146	151.144	0.0	0.2	1.3

See footnotes at end of table.

Table 8. Producer price indexes and percentage changes for selected commodity and service groupings and individual items, seasonally adjusted — Continued
 [January 2023, Index base 1982=100, unless otherwise indicated]

Title	Commodity code		Other index base	Seasonally adjusted index ¹					Seasonally adjusted 1-month percent change ¹		
	Group code	Item code		Sept. 2022	Oct. 2022 ^P	Nov. 2022 ^P	Dec. 2022 ^P	Jan. 2023 ^P	Oct. to Nov. ^P	Nov. to Dec. ^P	Dec. to Jan. ^P
Medical and surgical appliances and supplies.....	15	63	06/83	-	-	-	-	-	-	-	-
Medical and surgical appliances and supplies.....	15	6301	06/83	-	-	-	-	-	-	-	-
Ophthalmic goods.....	15	64	12/83	-	-	-	-	-	-	-	-
Ophthalmic goods.....	15	6401	12/83	-	-	-	-	-	-	-	-
Dental equipment and supplies.....	15	65	06/85	-	-	-	-	-	-	-	-
Dental equipment and supplies.....	15	6501	06/85	-	-	-	-	-	-	-	-
Other industrial safety equipment.....	15	7		-	-	-	-	-	-	-	-
Personal safety equipment and clothing.....	15	71		-	-	-	-	-	-	-	-
Personal safety equipment and clothing.....			06/04	-	-	-	-	-	-	-	-
Other miscellaneous products.....	15	9		-	-	-	-	-	-	-	-
Burial caskets.....	15	91		472.719	477.776	489.475	488.531	501.991	2.4	-0.2	2.8
Burial caskets.....	15	9101		472.719	477.776	489.475	488.531	501.991	2.4	-0.2	2.8
Musical instruments.....	15	93		-	-	-	-	-	-	-	-
Musical instruments.....	15	9301		-	-	-	-	-	-	-	-
Jewelry and jewelry products.....				-	-	-	-	-	-	-	-
Jewelry (gold and platinum) and silverware.....				-	-	-	-	-	-	-	-
Costume jewelry and novelties.....				-	-	-	-	-	-	-	-
All other jewelry and personal goods (excluding costume).....			06/07	-	-	-	-	-	-	-	-
Jewelers' material and lapidary work.....			12/08	-	-	-	-	-	-	-	-
Pens, pencils, and marking devices.....	15	95		218.799	218.564	218.814	218.510	218.901	0.1	-0.1	0.2
Pens, markers, mechanical pencils, and associated parts.....	15	9502	12/85	-	-	-	-	-	-	-	-
Lead pencils, art goods, office supplies and small office equipment, excluding paper.....	15	9503	12/85	209.294	209.486	209.891	209.182	209.067	0.2	-0.3	-0.1
Marking devices.....			12/85	-	-	-	-	-	-	-	-
Brooms and brushes.....	15	97		-	-	-	-	-	-	-	-
Brooms, brushes and mops.....	15	9705	12/85	-	-	-	-	-	-	-	-
Miscellaneous products, n.e.c.....	15	9A	12/85	-	-	-	-	-	-	-	-
Candles.....			12/85	-	-	-	-	-	-	-	-
Signs and advertising displays.....			12/85	-	-	-	-	-	-	-	-
All other miscellaneous fabricated products and recyclable materials.....			12/85	-	-	-	-	-	-	-	-
Reproduction of audio and video media and software.....			12/03	-	-	-	-	-	-	-	-
Reproduction of audio and video media and software.....			12/03	-	-	-	-	-	-	-	-
Services²											
Transportation of freight and mail.....	30	1	06/09	170.442	169.718	170.699	169.008	169.027	0.6	-1.0	0.0
Rail transportation of freight and mail.....	30	11	12/08	-	-	-	-	-	-	-	-
Rail transportation of freight and mail.....	30	1101	12/08	-	-	-	-	-	-	-	-
Truck transportation of freight.....	30	12	06/09	-	-	-	-	-	-	-	-
Local motor carrying.....	30	1201	06/09	-	-	-	-	-	-	-	-
Long-distance motor carrying.....	30	1202	06/09	-	-	-	-	-	-	-	-
Water transportation of freight.....			06/09	-	-	-	-	-	-	-	-
Deep sea water transportation of freight.....			12/08	-	-	-	-	-	-	-	-
Coastal and intercoastal water transportation of freight.....			12/08	-	-	-	-	-	-	-	-
Great Lakes-St Lawrence Seaway water transportation of freight.....	30	1303	12/08	-	-	-	-	-	-	-	-
Inland waterways transportation of freight.....			12/08	-	-	-	-	-	-	-	-
Air transportation of freight.....			12/08	-	-	-	-	-	-	-	-
Air transportation of freight.....			12/08	-	-	-	-	-	-	-	-
Courier, messenger, and U.S. postal services.....	30	16	06/09	177.379	178.298	179.232	178.559	182.487	0.5	-0.4	2.2
U.S. Postal Service.....	30	1601	06/89	-	-	-	-	-	-	-	-
Courier and messenger services, except air.....	30	1602	04/09	198.527	198.779	200.425	201.347	200.578	0.8	0.5	-0.4
Air mail and package delivery services, excluding by USPS.....	30	1603	04/09	233.941	235.157	237.697	230.298	237.891	1.1	-3.1	3.3
Pipeline transportation.....			05/22	-	-	-	-	-	-	-	-
Pipeline transportation of petroleum products.....	30	1701	12/08	180.684	181.441	182.056	182.606	183.596	0.3	0.3	0.5
Pipeline transportation of natural gas.....			05/22	-	-	-	-	-	-	-	-
Transportation of passengers (partial).....	30	2	06/09	143.555	146.311	141.086	145.764	149.961	-3.6	3.3	2.9
Rail transportation of passengers.....	30	21	12/08	133.688	133.508	133.583	133.642	133.419	0.1	0.0	-0.2
Rail transportation of passengers.....	30	2101	12/08	133.688	133.508	133.583	133.642	133.419	0.1	0.0	-0.2
Airline passenger services.....	30	22	12/08	132.378	134.958	130.069	134.444	138.357	-3.6	3.4	2.9
Airline passenger services.....	30	2201	12/08	132.378	134.958	130.069	134.444	138.357	-3.6	3.4	2.9
Services related to water transportation.....	31	1	06/09	135.365	135.604	136.403	136.405	137.826	0.6	0.0	1.0
Towing, tugging, docking, and related services.....	31	11	03/09	-	-	-	-	-	-	-	-
Towing, tugging, docking and related services.....	31	1101	03/09	-	-	-	-	-	-	-	-
Operation of port waterfront terminals.....			12/08	-	-	-	-	-	-	-	-
Operation of port waterfront terminals.....			12/08	-	-	-	-	-	-	-	-
Marine cargo handling.....	31	13	12/08	128.990	128.986	129.137	129.280	129.345	0.1	0.1	0.1
Marine cargo handling.....	31	1301	12/08	128.990	128.986	129.137	129.280	129.345	0.1	0.1	0.1
Services related to air transportation.....	31	2	04/09	131.135	131.902	131.957	130.080	131.780	0.0	-1.4	1.3

See footnotes at end of table.

Table 8. Producer price indexes and percentage changes for selected commodity and service groupings and individual items, seasonally adjusted — Continued
 [January 2023, Index base 1982=100, unless otherwise indicated]

Title	Commodity code		Other index base	Seasonally adjusted index ¹					Seasonally adjusted 1-month percent change ¹		
	Group code	Item code		Sept. 2022	Oct. 2022 ^P	Nov. 2022 ^P	Dec. 2022 ^P	Jan. 2023 ^P	Oct. to Nov. ^P	Nov. to Dec. ^P	Dec. to Jan. ^P
Other airport operations, excluding aircraft maintenance and repair.....	31	21	04/09	131.135	131.902	131.957	130.080	131.780	0.0	-1.4	1.3
Other airport operations, excluding aircraft maintenance and repair.....	31	2101	04/09	131.135	131.902	131.957	130.080	131.780	0.0	-1.4	1.3
Other services related to transportation activities (partial).....			06/09	-	-	-	-	-	-	-	-
Arrangement of freight and cargo.....			12/08	-	-	-	-	-	-	-	-
Arrangement of freight and cargo.....			12/08	-	-	-	-	-	-	-	-
Freight forwarding.....			12/08	-	-	-	-	-	-	-	-
Freight forwarding.....			12/08	-	-	-	-	-	-	-	-
Warehousing, storage, and related services.....			12/08	-	-	-	-	-	-	-	-
Warehousing, storage, and related services.....			12/08	-	-	-	-	-	-	-	-
Warehousing, storage, and related services.....			12/08	-	-	-	-	-	-	-	-
Book, periodical, and newspaper publishing sales and subscriptions.....	33	1	06/09	149.360	150.327	147.530	148.489	147.486	-1.9	0.7	-0.7
Sales of books.....	33	11		450.550	456.237	455.014	458.958	456.620	-0.3	0.9	-0.5
Sales of textbooks.....	33	1101		-	-	-	-	-	-	-	-
Sales of technical, scientific, and professional books.....	33	1102		728.232	736.366	744.430	736.226	723.180	1.1	-1.1	-1.8
Sales of religious books.....				-	-	-	-	-	-	-	-
Sales of general adult and juvenile books.....				-	-	-	-	-	-	-	-
Sales of general reference books.....				-	-	-	-	-	-	-	-
Sales and subscriptions of periodicals and newspapers.....	33	12	06/09	154.040	153.907	148.083	148.642	147.639	-3.8	0.4	-0.7
Sales and subscriptions of periodicals.....			06/07	-	-	-	-	-	-	-	-
Newspaper subscription and single copy sales.....	33	1202		595.261	594.336	591.230	595.133	587.766	-0.5	0.7	-1.2
Greeting card publishing sales.....			12/85	-	-	-	-	-	-	-	-
Greeting card publishing sales.....			12/85	-	-	-	-	-	-	-	-
Greeting card publishing sales.....			12/85	-	-	-	-	-	-	-	-
Calendars, yearbooks, and other miscellaneous publishing sales.....			12/89	-	-	-	-	-	-	-	-
Calendars, yearbooks, and other miscellaneous publishing sales.....			12/89	-	-	-	-	-	-	-	-
Calendars, yearbooks, and other miscellaneous publishing sales.....			12/89	-	-	-	-	-	-	-	-
Directory, mailing list, and related compilations publishing sales.....			12/22	-	-	-	-	-	-	-	-
Directory, mailing list, and related compilations publishing sales.....			12/22	-	-	-	-	-	-	-	-
Directory, mailing list, and related compilations publishing sales.....			12/22	-	-	-	-	-	-	-	-
System software publishing.....			05/22	-	-	-	-	-	-	-	-
System software publishing.....			05/22	-	-	-	-	-	-	-	-
System software publishing.....			05/22	-	-	-	-	-	-	-	-
Application software publishing.....			06/09	-	-	-	-	-	-	-	-
Application software publishing.....			06/09	-	-	-	-	-	-	-	-
Desktop and portable device application software publishing.....			12/08	-	-	-	-	-	-	-	-
Application software publishing, cross-industry, vertical market, utilities, and other.....			12/08	-	-	-	-	-	-	-	-
Application software publishing, game software.....	34	2104	12/13	-	-	-	-	-	-	-	-
Affiliate agreements, programming sales, and retransmission fees for cable and broadcast tv.....	35	1	06/09	159.524	159.952	160.179	160.703	157.201	0.1	0.3	-2.2
Affiliate agreements, programming sales, and retransmission fees for cable and broadcast tv.....	35	11	06/09	159.524	159.952	160.179	160.703	157.201	0.1	0.3	-2.2
Affiliate agreements, programming sales, and retransmission fees for cable and broadcast tv.....	35	1101	12/08	162.545	163.000	163.244	163.787	159.993	0.1	0.3	-2.3
Affiliate agreements, programming sales, and retransmission fees for radio.....			06/09	-	-	-	-	-	-	-	-
Affiliate agreements, programming sales, and retransmission fees for radio.....			06/09	-	-	-	-	-	-	-	-
Affiliate agreements, programming sales, and network compensation for radio.....			12/08	-	-	-	-	-	-	-	-
Advertising space sales in periodicals, newspapers, directories, and mailing lists.....	36	1	06/09	-	-	-	-	-	-	-	-
Advertising space sales in periodicals and newspapers.....	36	11	06/09	-	-	-	-	-	-	-	-
Advertising space sales in periodicals.....	36	1101		-	-	-	-	-	-	-	-
Advertising space sales in newspapers.....	36	1102		-	-	-	-	-	-	-	-
Advertising space sales in directories and mailing lists.....	36	12	12/08	-	-	-	-	-	-	-	-
Print advertising space sales in directories and mailing lists.....	36	1201	12/08	-	-	-	-	-	-	-	-
Television advertising time sales.....	36	2	06/09	96.969	100.579	107.172	97.420	95.994	6.6	-9.1	-1.5
Television advertising time sales.....	36	21	06/09	96.969	100.579	107.172	97.420	95.994	6.6	-9.1	-1.5
Broadcast and network television advertising time sales.....	36	2101	12/08	92.992	96.439	100.153	84.905	84.611	3.9	-15.2	-0.3
Cable network advertising time sales.....	36	2102	12/08	-	-	-	-	-	-	-	-
Local cable system advertising time sales.....			12/08	-	-	-	-	-	-	-	-
Radio advertising time sales.....	36	3	03/09	101.097	99.221	100.901	99.211	88.280	1.7	-1.7	-11.0
Radio advertising time sales.....	36	31	03/09	101.097	99.221	100.901	99.211	88.280	1.7	-1.7	-11.0
Radio advertising time sales.....	36	3101	03/09	101.097	99.221	100.901	99.211	88.280	1.7	-1.7	-11.0
Internet advertising sales.....			12/22	-	-	-	-	-	-	-	-
Internet advertising sales.....			12/22	-	-	-	-	-	-	-	-

See footnotes at end of table.

Table 8. Producer price indexes and percentage changes for selected commodity and service groupings and individual items, seasonally adjusted — Continued
 [January 2023, Index base 1982=100, unless otherwise indicated]

Title	Commodity code		Other index base	Seasonally adjusted index ¹					Seasonally adjusted 1-month percent change ¹		
	Group code	Item code		Sept. 2022	Oct. 2022 ^P	Nov. 2022 ^P	Dec. 2022 ^P	Jan. 2023 ^P	Oct. to Nov. ^P	Nov. to Dec. ^P	Dec. to Jan. ^P
Internet advertising sales.....			12/22	-	-	-	-	-	-	-	-
Wired telephone services.....	37	1	06/09	-	-	-	-	-	-	-	-
Residential wired telephone services.....	37	11	06/09	-	-	-	-	-	-	-	-
Local residential wired telephone service.....	37	1101	12/08	-	-	-	-	-	-	-	-
Long distance residential wired telephone service.....	37	1102	03/09	-	-	-	-	-	-	-	-
All-distance residential wired telephone service.....	37	1103	12/11	-	-	-	-	-	-	-	-
Business wired telephone services.....			06/09	-	-	-	-	-	-	-	-
Local business wired telephone service.....			12/08	-	-	-	-	-	-	-	-
Long distance business wired telephone and other toll service.....	37	1202	04/09	97.509	98.750	98.830	99.318	101.326	0.1	0.5	2.0
Private line wired telephone service.....	37	1204	12/11	-	-	-	-	-	-	-	-
All-distance business wired telephone service (partial).....			05/22	-	-	-	-	-	-	-	-
Other telephone services.....			12/08	-	-	-	-	-	-	-	-
Other wired telephone services.....			12/08	-	-	-	-	-	-	-	-
Wireless telecommunication services.....	37	2	06/09	65.881	65.942	65.788	65.844	65.866	-0.2	0.1	0.0
Cellular phone and other wireless telecommunication services.....	37	21	03/09	64.357	64.413	64.293	64.326	64.297	-0.2	0.1	0.0
Cellular phone and other wireless telecommunication services.....	37	2101	03/09	64.357	64.413	64.293	64.326	64.297	-0.2	0.1	0.0
Cable and satellite subscriber services.....	37	3	12/08	154.801	156.015	157.114	159.841	160.304	0.7	1.7	0.3
Cable and satellite subscriber services.....	37	31	12/08	154.801	156.015	157.114	159.841	160.304	0.7	1.7	0.3
Cable and satellite subscriber services.....	37	3101	12/08	154.801	156.015	157.114	159.841	160.304	0.7	1.7	0.3
Internet access services.....			03/09	-	-	-	-	-	-	-	-
Internet access services.....			03/09	-	-	-	-	-	-	-	-
Residential Internet access services.....			12/11	-	-	-	-	-	-	-	-
Business Internet access services.....	37	4103	12/11	-	-	-	-	-	-	-	-
Bundled wired telecommunications access services.....			12/11	-	-	-	-	-	-	-	-
Bundled wired telecommunications access services.....			12/11	-	-	-	-	-	-	-	-
Bundled wired telecommunications access services.....			12/11	-	-	-	-	-	-	-	-
Data processing and related services.....			06/09	-	-	-	-	-	-	-	-
Data processing and related services.....			06/09	-	-	-	-	-	-	-	-
Hosting, ASP and other IT infrastructure provisioning services.....			12/08	-	-	-	-	-	-	-	-
Business process management services (partial).....			12/08	-	-	-	-	-	-	-	-
Data management, information transformation and other services.....			12/08	-	-	-	-	-	-	-	-
Loan services (partial).....	39	1	06/09	168.393	173.206	183.439	180.056	191.870	5.9	-1.8	6.6
Business loans (partial).....	39	11	04/09	292.271	308.822	334.732	339.655	369.465	8.4	1.5	8.8
Business loans (partial).....	39	1101	04/09	292.271	308.822	334.732	339.655	369.465	8.4	1.5	8.8
Consumer loans (partial).....	39	12	06/09	123.076	122.930	127.060	118.581	120.745	3.4	-6.7	1.8
Residential real estate loans (partial).....			04/09	-	-	-	-	-	-	-	-
Vehicle loans (partial).....	39	1202	04/09	60.940	61.901	65.868	58.395	59.741	6.4	-11.3	2.3
Credit cards, overdraft credit, and related plans (partial).....	39	1203	04/09	166.219	169.855	173.543	179.657	184.906	2.2	3.5	2.9
Other loans and loan services (partial).....			04/09	-	-	-	-	-	-	-	-
Other loans and loan services (partial).....			04/09	-	-	-	-	-	-	-	-
Deposit services (partial).....			04/09	-	-	-	-	-	-	-	-
Deposit services (partial).....			04/09	-	-	-	-	-	-	-	-
Deposit services (partial).....			04/09	-	-	-	-	-	-	-	-
Other credit intermediation services, including trust services (partial).....			04/09	-	-	-	-	-	-	-	-
Other credit intermediation services, including trust services (partial).....			04/09	-	-	-	-	-	-	-	-
Other credit intermediation services, including trust services (partial).....			04/09	-	-	-	-	-	-	-	-
Securities brokerage, dealing, investment advice, and related services.....			06/09	-	-	-	-	-	-	-	-
Securities brokerage, dealing, investment advice, and related services.....			06/09	-	-	-	-	-	-	-	-
Securities brokerage, dealing, and investment advice.....			12/08	-	-	-	-	-	-	-	-
Securities brokerage and dealing related services (partial).....			12/08	-	-	-	-	-	-	-	-
Portfolio management.....			12/08	-	-	-	-	-	-	-	-
Portfolio management.....			12/08	-	-	-	-	-	-	-	-
Portfolio management.....			12/08	-	-	-	-	-	-	-	-
Investment banking.....			12/08	-	-	-	-	-	-	-	-
Investment banking.....			12/08	-	-	-	-	-	-	-	-
Investment banking.....			12/08	-	-	-	-	-	-	-	-
Insurance.....	41	1	06/09	129.152	129.367	129.485	130.230	130.623	0.1	0.6	0.3
Insurance.....	41	11	06/09	129.152	129.367	129.485	130.230	130.623	0.1	0.6	0.3
Life insurance.....	41	1101	03/09	-	-	-	-	-	-	-	-
Disability insurance, including accidental death.....	41	1102	03/09	-	-	-	-	-	-	-	-
Health and medical insurance.....	41	1103	03/09	144.596	144.963	145.042	145.326	144.106	0.1	0.2	-0.8
Property and casualty insurance.....	41	1104	03/09	-	-	-	-	-	-	-	-
Annuities.....			03/09	-	-	-	-	-	-	-	-

See footnotes at end of table.

Table 8. Producer price indexes and percentage changes for selected commodity and service groupings and individual items, seasonally adjusted — Continued
 [January 2023, Index base 1982=100, unless otherwise indicated]

Title	Commodity code		Other index base	Seasonally adjusted index ¹					Seasonally adjusted 1-month percent change ¹		
	Group code	Item code		Sept. 2022	Oct. 2022 ^P	Nov. 2022 ^P	Dec. 2022 ^P	Jan. 2023 ^P	Oct. to Nov. ^P	Nov. to Dec. ^P	Dec. to Jan. ^P
Annuities.....			03/09	-	-	-	-	-	-	-	-
Annuities.....			03/09	-	-	-	-	-	-	-	-
Commissions from sales of insurance.....	42	1	06/09	-	-	-	-	-	-	-	-
Commissions from sales of insurance.....	42	11	06/09	-	-	-	-	-	-	-	-
Commissions from sales of life insurance and annuities.....	42	1101	06/09	-	-	-	-	-	-	-	-
Commissions from sales of health and medical insurance.....			06/09	-	-	-	-	-	-	-	-
Commissions from sales of property and casualty insurance.....	42	1103	06/09	-	-	-	-	-	-	-	-
Commissions from sales of other insurance.....			06/09	-	-	-	-	-	-	-	-
Nonresidential real estate services.....			06/09	-	-	-	-	-	-	-	-
Nonresidential real estate rents.....	43	11	06/09	-	-	-	-	-	-	-	-
Office buildings, gross rents.....			12/08	-	-	-	-	-	-	-	-
Retail properties, gross rents.....			04/09	-	-	-	-	-	-	-	-
Industrial buildings, gross rents.....			04/09	-	-	-	-	-	-	-	-
Self-service storage and miniwarehouses, gross rents.....	43	1104	12/08	-	-	-	-	-	-	-	-
Other nonresidential buildings, gross rents.....			12/08	-	-	-	-	-	-	-	-
Nonresidential property sales and leases including land, brokerage fees and commissions.....			12/08	-	-	-	-	-	-	-	-
Nonresidential property sales and leases including land, brokerage fees and commissions.....			12/08	-	-	-	-	-	-	-	-
Nonresidential property management fees.....			12/08	-	-	-	-	-	-	-	-
Nonresidential property management fees.....			12/08	-	-	-	-	-	-	-	-
Residential real estate services (partial).....	43	2	06/09	171.926	171.893	171.895	171.473	171.285	0.0	-0.2	-0.1
Residential property sales and rental, brokerage fees and commissions.....	43	21	12/08	191.481	191.339	190.996	190.999	190.300	-0.2	0.0	-0.4
Residential property sales and rental, brokerage fees and commissions.....	43	2101	12/08	191.481	191.339	190.996	190.999	190.300	-0.2	0.0	-0.4
Residential property management fees.....			12/08	-	-	-	-	-	-	-	-
Residential property management fees.....			12/08	-	-	-	-	-	-	-	-
Real estate appraisal fees.....			12/08	-	-	-	-	-	-	-	-
Real estate appraisal fees.....			12/08	-	-	-	-	-	-	-	-
Real estate appraisal fees.....			12/08	-	-	-	-	-	-	-	-
Passenger car rental.....	44	1	03/09	110.475	113.378	110.040	110.157	108.503	-2.9	0.1	-1.5
Passenger car rental.....	44	11	03/09	110.475	113.378	110.040	110.157	108.503	-2.9	0.1	-1.5
Passenger car rental.....	44	1101	03/09	110.475	113.378	110.040	110.157	108.503	-2.9	0.1	-1.5
Truck, trailer, and RV rental and leasing.....			06/09	-	-	-	-	-	-	-	-
Truck, trailer, and RV rental and leasing.....			06/09	-	-	-	-	-	-	-	-
Truck, truck trailer and RV rental.....			12/08	-	-	-	-	-	-	-	-
Truck, truck trailer and RV leasing.....			12/08	-	-	-	-	-	-	-	-
Construction, mining, and forestry machinery and equipment rental and leasing.....			03/09	-	-	-	-	-	-	-	-
Construction, mining, and forestry machinery and equipment rental and leasing.....			03/09	-	-	-	-	-	-	-	-
Construction, mining, and forestry machinery and equipment rental and leasing.....			03/09	-	-	-	-	-	-	-	-
Legal services.....	45	1	03/09	155.496	156.093	156.782	157.229	159.738	0.4	0.3	1.6
Legal services.....	45	11	03/09	155.496	156.093	156.782	157.229	159.738	0.4	0.3	1.6
Legal services.....	45	1101	03/09	155.496	156.093	156.782	157.229	159.738	0.4	0.3	1.6
Accounting services (partial).....	45	2	06/09	120.854	120.884	120.696	121.279	122.703	-0.2	0.5	1.2
Accounting services, excluding payroll.....	45	21	06/09	120.854	120.884	120.696	121.279	122.703	-0.2	0.5	1.2
Financial auditing.....	45	2101	12/08	-	-	-	-	-	-	-	-
Tax preparation and planning.....	45	2102	04/09	123.533	123.018	123.412	126.928	127.218	0.3	2.8	0.2
Bookkeeping and compilation.....			12/08	-	-	-	-	-	-	-	-
Other accounting services, including billing and review (partial).....			12/08	-	-	-	-	-	-	-	-
Architectural and engineering services.....	45	3	06/09	129.156	129.372	129.878	129.939	129.825	0.4	0.0	-0.1
Architectural services.....			03/09	-	-	-	-	-	-	-	-
Architectural services.....			03/09	-	-	-	-	-	-	-	-
Engineering services.....	45	32	03/09	132.363	132.560	133.039	133.049	133.107	0.4	0.0	0.0
Engineering services.....	45	3201	03/09	132.363	132.560	133.039	133.049	133.107	0.4	0.0	0.0
Management, scientific, and technical consulting services.....	45	4	06/09	113.900	113.233	113.196	114.547	114.882	0.0	1.2	0.3
Management consulting services.....	45	41	06/09	113.900	113.233	113.196	114.547	114.882	0.0	1.2	0.3
Administrative and general management consulting services.....	45	4101	12/08	135.160	134.332	134.404	135.707	135.701	0.1	1.0	0.0
Human resources consulting services.....			12/08	-	-	-	-	-	-	-	-
Marketing consulting services.....			12/08	-	-	-	-	-	-	-	-
Process, physical distribution, and logistics consulting services.....			12/08	-	-	-	-	-	-	-	-
Advertising and related services (partial).....			12/08	-	-	-	-	-	-	-	-
Advertising agency services.....			12/08	-	-	-	-	-	-	-	-
Advertising agency services.....			12/08	-	-	-	-	-	-	-	-

See footnotes at end of table.

Table 8. Producer price indexes and percentage changes for selected commodity and service groupings and individual items, seasonally adjusted — Continued
 [January 2023, Index base 1982=100, unless otherwise indicated]

Title	Commodity code		Other index base	Seasonally adjusted index ¹					Seasonally adjusted 1-month percent change ¹		
	Group code	Item code		Sept. 2022	Oct. 2022 ^P	Nov. 2022 ^P	Dec. 2022 ^P	Jan. 2023 ^P	Oct. to Nov. ^P	Nov. to Dec. ^P	Dec. to Jan. ^P
Information technology (IT) technical support and consulting services (partial) . . .	45	6	12/08	-	-	-	-	-	-	-	-
Information technology (IT) technical support and consulting services (partial)	45	61	12/08	-	-	-	-	-	-	-	-
Information technology (IT) technical support and consulting services (partial)	45	6101	12/08	-	-	-	-	-	-	-	-
Permanent placement services			03/09	-	-	-	-	-	-	-	-
Permanent placement services			03/09	-	-	-	-	-	-	-	-
Employment placement services			03/09	-	-	-	-	-	-	-	-
Executive search services			12/08	-	-	-	-	-	-	-	-
Executive search services			12/08	-	-	-	-	-	-	-	-
Executive search services			12/08	-	-	-	-	-	-	-	-
Staffing services	46	3	06/09	129.397	129.128	129.262	129.222	128.835	0.1	0.0	-0.3
Temporary help services			03/09	-	-	-	-	-	-	-	-
Temporary help services			03/09	-	-	-	-	-	-	-	-
Co-employment staffing services	46	32	12/08	119.737	119.763	119.938	120.085	119.435	0.1	0.1	-0.5
Co-employment staffing services	46	3201	12/08	119.737	119.763	119.938	120.085	119.435	0.1	0.1	-0.5
Arrangement of flights (partial)	47	1	06/09	101.854	101.304	101.787	100.595	100.087	0.5	-1.2	-0.5
Arrangement of international flights	47	11	12/08	110.269	108.944	109.714	108.196	107.264	0.7	-1.4	-0.9
Arrangement of international flights	47	1101	12/08	110.269	108.944	109.714	108.196	107.264	0.7	-1.4	-0.9
Arrangement of domestic flights			12/08	-	-	-	-	-	-	-	-
Arrangement of domestic flights (partial)			12/08	-	-	-	-	-	-	-	-
Arrangement of vehicle rentals and lodging	47	2	12/08	-	-	-	-	-	-	-	-
Arrangement of vehicle rentals and lodging	47	21	12/08	-	-	-	-	-	-	-	-
Arrangement of vehicle rentals and lodging (partial)	47	2101	12/08	-	-	-	-	-	-	-	-
Arrangement of cruises and tours			12/08	-	-	-	-	-	-	-	-
Arrangement of cruises and tours			12/08	-	-	-	-	-	-	-	-
Arrangement of cruises and tours			12/08	-	-	-	-	-	-	-	-
Other travel arrangements (partial)			12/08	-	-	-	-	-	-	-	-
Other travel arrangements (partial)			12/08	-	-	-	-	-	-	-	-
Other travel arrangements (partial)			12/08	-	-	-	-	-	-	-	-
Security guard services			03/09	-	-	-	-	-	-	-	-
Security guard services			03/09	-	-	-	-	-	-	-	-
Security guard services			03/09	-	-	-	-	-	-	-	-
Janitorial services			03/09	-	-	-	-	-	-	-	-
Janitorial services			03/09	-	-	-	-	-	-	-	-
Janitorial services			03/09	-	-	-	-	-	-	-	-
Waste collection	50	1	12/08	155.044	156.182	157.130	158.210	160.201	0.6	0.7	1.3
Solid waste collection	50	11	12/08	155.044	156.182	157.130	158.210	160.201	0.6	0.7	1.3
Solid waste collection	50	1101	12/08	155.044	156.182	157.130	158.210	160.201	0.6	0.7	1.3
Outpatient care (partial)	51	1	06/09	126.147	125.950	126.168	126.222	126.783	0.2	0.0	0.4
Outpatient care (partial)	51	11	06/09	126.147	125.950	126.168	126.222	126.783	0.2	0.0	0.4
Physician care	51	1101	03/09	116.050	116.520	116.549	116.719	116.442	0.0	0.1	-0.2
Medical laboratory and diagnostic imaging center care			03/09	-	-	-	-	-	-	-	-
Home health and hospice care	51	1103	12/08	120.404	121.574	121.779	122.114	121.577	0.2	0.3	-0.4
Hospital outpatient care	51	1104	12/08	-	-	-	-	-	-	-	-
Dental care	51	1105	06/10	128.136	128.053	128.263	128.384	128.357	0.2	0.1	0.0
Inpatient care	51	2	06/09	141.956	143.049	143.498	144.027	144.581	0.3	0.4	0.4
Inpatient care	51	21	06/09	141.956	143.049	143.498	144.027	144.581	0.3	0.4	0.4
Hospital inpatient care	51	2101	12/08	143.723	144.926	145.356	145.959	146.399	0.3	0.4	0.3
Nursing home care	51	2102	12/08	140.016	140.839	141.444	141.798	142.144	0.4	0.3	0.2
Intellectual and developmental disability center care	51	2103	12/08	175.563	176.113	176.320	176.365	180.749	0.1	0.0	2.5
Sales of blood and blood products, organs, and tissues			03/09	-	-	-	-	-	-	-	-
Sales of blood and blood products, organs, and tissues			03/09	-	-	-	-	-	-	-	-
Sales of blood and blood products, organs, and tissues			03/09	-	-	-	-	-	-	-	-
Traveler accommodation services	53	1	06/09	135.613	140.311	143.568	146.074	143.819	2.3	1.7	-1.5
Traveler accommodation services	53	11	06/09	135.613	140.311	143.568	146.074	143.819	2.3	1.7	-1.5
Guestroom or unit rental	53	1101	03/09	139.976	145.190	148.857	151.675	148.718	2.5	1.9	-1.9
Other traveler accommodation services			03/09	-	-	-	-	-	-	-	-
Food and beverage for immediate consumption services (partial)	54	1	06/09	-	-	-	-	-	-	-	-
Food and nonalcoholic beverages for immediate consumption (partial)	54	11	04/09	-	-	-	-	-	-	-	-
Food and nonalcoholic beverages for immediate consumption (partial)	54	1101	04/09	-	-	-	-	-	-	-	-
Alcoholic beverages for immediate consumption (partial)			12/08	-	-	-	-	-	-	-	-
Alcoholic beverages for immediate consumption (partial)			12/08	-	-	-	-	-	-	-	-

See footnotes at end of table.

Table 8. Producer price indexes and percentage changes for selected commodity and service groupings and individual items, seasonally adjusted — Continued
 [January 2023, Index base 1982=100, unless otherwise indicated]

Title	Commodity code		Other index base	Seasonally adjusted index ¹					Seasonally adjusted 1-month percent change ¹		
	Group code	Item code		Sept. 2022	Oct. 2022 ^P	Nov. 2022 ^P	Dec. 2022 ^P	Jan. 2023 ^P	Oct. to Nov. ^P	Nov. to Dec. ^P	Dec. to Jan. ^P
Commercial and industrial machinery and equipment repair and maintenance. . .	55	1	03/09	148.631	150.222	151.242	151.999	150.504	0.7	0.5	-1.0
Commercial and industrial machinery and equipment repair and maintenance.....	55	11	03/09	148.631	150.222	151.242	151.999	150.504	0.7	0.5	-1.0
Commercial machinery repair and maintenance.....	55	1101	03/09	148.631	150.222	151.242	151.999	150.504	0.7	0.5	-1.0
Motor vehicle repair and maintenance (partial).....	55	2	12/08	153.107	153.813	154.333	154.698	155.233	0.3	0.2	0.3
Motor vehicle repair and maintenance (partial).....	55	21	12/08	153.107	153.813	154.333	154.698	155.233	0.3	0.2	0.3
Motor vehicle repair and maintenance (partial).....	55	2101	12/08	153.107	153.813	154.333	154.698	155.233	0.3	0.2	0.3
Ship repair and maintenance.....			06/09	-	-	-	-	-	-	-	-
Ship repair and maintenance.....			06/09	-	-	-	-	-	-	-	-
Ship repair, military.....			12/08	-	-	-	-	-	-	-	-
Ship repair, nonmilitary.....	55	3102	12/08	-	-	-	-	-	-	-	-
Aircraft repair and maintenance.....	55	4	04/09	137.221	137.489	137.803	138.598	138.180	0.2	0.6	-0.3
Aircraft repair and maintenance.....	55	41	04/09	137.221	137.489	137.803	138.598	138.180	0.2	0.6	-0.3
Aircraft repair and maintenance.....	55	4101	04/09	137.221	137.489	137.803	138.598	138.180	0.2	0.6	-0.3
Membership dues and admissions and recreation facility use fees (partial)	56	1	06/09	-	-	-	-	-	-	-	-
Membership dues and admissions and recreation facility use fees (partial)	56	11	06/09	-	-	-	-	-	-	-	-
Membership dues.....	56	1101	04/09	-	-	-	-	-	-	-	-
Admissions and recreational facilities use fees (partial).....	56	1102	12/08	-	-	-	-	-	-	-	-
Recreational activity instruction fees (partial).....	56	2	12/08	-	-	-	-	-	-	-	-
Recreational activity instruction fees (partial).....	56	21	12/08	-	-	-	-	-	-	-	-
Recreational activity instruction fees (partial).....	56	2101	12/08	-	-	-	-	-	-	-	-
Gaming receipts (partial).....			12/08	-	-	-	-	-	-	-	-
Gaming receipts (partial).....			12/08	-	-	-	-	-	-	-	-
Gaming receipts (partial).....			12/08	-	-	-	-	-	-	-	-
Machinery and equipment and parts and supplies wholesaling.....			06/09	-	-	-	-	-	-	-	-
Machinery and equipment and parts and supplies wholesaling.....			06/09	-	-	-	-	-	-	-	-
Parts and supplies for machinery and equipment wholesaling.....			03/09	-	-	-	-	-	-	-	-
Machinery and vehicle wholesaling.....			05/19	-	-	-	-	-	-	-	-
Professional and commercial equipment wholesaling.....			05/19	-	-	-	-	-	-	-	-
Furnishings wholesaling.....			03/09	-	-	-	-	-	-	-	-
Furnishings wholesaling.....			03/09	-	-	-	-	-	-	-	-
Furnishings wholesaling.....			03/09	-	-	-	-	-	-	-	-
Building materials, paint, and hardware wholesaling.....	57	3	03/09	142.413	143.314	142.576	139.927	138.598	-0.5	-1.9	-0.9
Building materials, paint, and hardware wholesaling.....	57	31	03/09	142.413	143.314	142.576	139.927	138.598	-0.5	-1.9	-0.9
Building materials, paint, and hardware wholesaling.....	57	3101	03/09	142.413	143.314	142.576	139.927	138.598	-0.5	-1.9	-0.9
Metals, minerals, and ores wholesaling.....			03/09	-	-	-	-	-	-	-	-
Metals, minerals, and ores wholesaling.....			03/09	-	-	-	-	-	-	-	-
Metals, minerals, and ores wholesaling.....			03/09	-	-	-	-	-	-	-	-
Chemicals and allied products wholesaling.....	57	5	03/09	-	-	-	-	-	-	-	-
Chemicals and allied products wholesaling.....	57	51	03/09	-	-	-	-	-	-	-	-
Chemicals and allied products wholesaling.....	57	5101	03/09	-	-	-	-	-	-	-	-
Paper and plastics products wholesaling.....			03/09	-	-	-	-	-	-	-	-
Paper and plastics products wholesaling.....			03/09	-	-	-	-	-	-	-	-
Paper and plastics products wholesaling.....			03/09	-	-	-	-	-	-	-	-
Apparel wholesaling.....			03/09	-	-	-	-	-	-	-	-
Apparel wholesaling.....			03/09	-	-	-	-	-	-	-	-
Apparel wholesaling.....			03/09	-	-	-	-	-	-	-	-
Food and alcohol wholesaling.....			06/09	-	-	-	-	-	-	-	-
Food and alcohol wholesaling.....			06/09	-	-	-	-	-	-	-	-
Food wholesaling.....			03/09	-	-	-	-	-	-	-	-
Alcohol wholesaling.....			02/09	-	-	-	-	-	-	-	-
Other commodities wholesaling.....			03/09	-	-	-	-	-	-	-	-
Other commodities wholesaling.....			03/09	-	-	-	-	-	-	-	-
Other commodities wholesaling.....			03/09	-	-	-	-	-	-	-	-
Food and alcohol retailing.....	58	1	03/09	168.530	173.078	171.763	171.361	170.836	-0.8	-0.2	-0.3
Food and alcohol retailing.....	58	11	03/09	168.530	173.078	171.763	171.361	170.836	-0.8	-0.2	-0.3
Food retailing.....	58	1102	09/15	135.429	138.593	137.649	137.079	136.524	-0.7	-0.4	-0.4
Alcohol retailing.....			09/15	-	-	-	-	-	-	-	-
Health and beauty care retailing, including optical goods.....			03/09	-	-	-	-	-	-	-	-
Health and beauty care retailing, including optical goods.....			03/09	-	-	-	-	-	-	-	-
Health and beauty care retailing, including optical goods.....			03/09	-	-	-	-	-	-	-	-
Apparel, jewelry, footwear, and accessories retailing.....	58	3	06/09	124.930	123.505	123.478	127.110	131.332	0.0	2.9	3.3

See footnotes at end of table.

Table 8. Producer price indexes and percentage changes for selected commodity and service groupings and individual items, seasonally adjusted — Continued
 [January 2023, Index base 1982=100, unless otherwise indicated]

Title	Commodity code		Other index base	Seasonally adjusted index ¹					Seasonally adjusted 1-month percent change ¹		
	Group code	Item code		Sept. 2022	Oct. 2022 ^P	Nov. 2022 ^P	Dec. 2022 ^P	Jan. 2023 ^P	Oct. to Nov. ^P	Nov. to Dec. ^P	Dec. to Jan. ^P
Apparel, jewelry, footwear, and accessories retailing.....	58	31	06/09	124.930	123.505	123.478	127.110	131.332	0.0	2.9	3.3
Apparel, footwear, and accessories retailing.....	58	3101	03/09	121.805	120.743	118.894	121.854	127.317	-1.5	2.5	4.5
Jewelry retailing.....	58	3102	03/09	-	-	-	-	-	-	-	-
Computer hardware, software, and supplies retailing.....			03/09	-	-	-	-	-	-	-	-
Computer hardware, software, and supplies retailing.....			03/09	-	-	-	-	-	-	-	-
Computer hardware, software, and supplies retailing.....			03/09	-	-	-	-	-	-	-	-
TV, video, and photographic equipment and supplies retailing.....	58	5	03/09	50.652	49.317	55.628	50.747	48.980	12.8	-8.8	-3.5
TV, video, and photographic equipment and supplies retailing.....	58	51	03/09	50.652	49.317	55.628	50.747	48.980	12.8	-8.8	-3.5
TV, video, and photographic equipment and supplies retailing.....	58	5101	03/09	50.652	49.317	55.628	50.747	48.980	12.8	-8.8	-3.5
Automobiles and automobile parts retailing.....	58	6	06/09	206.163	201.083	199.609	193.286	200.550	-0.7	-3.2	3.8
Automobiles and automobile parts retailing.....	58	61	06/09	206.163	201.083	199.609	193.286	200.550	-0.7	-3.2	3.8
Automobile retailing (Partial).....	58	6101	03/09	239.602	230.401	225.369	214.239	224.139	-2.2	-4.9	4.6
Automotive parts, including tires, retailing.....			03/09	-	-	-	-	-	-	-	-
RVs, trailers, and campers retailing.....			03/09	-	-	-	-	-	-	-	-
RVs, trailers, and campers retailing.....			03/09	-	-	-	-	-	-	-	-
RVs, trailers, and campers retailing.....			03/09	-	-	-	-	-	-	-	-
Sporting goods, including boats, retailing.....	58	9	03/09	124.407	128.582	128.376	128.495	141.469	-0.2	0.1	10.1
Sporting goods, including boats, retailing.....	58	91	03/09	124.407	128.582	128.376	128.495	141.469	-0.2	0.1	10.1
Sporting goods, including boats, retailing.....	58	9101	03/09	124.407	128.582	128.376	128.495	141.469	-0.2	0.1	10.1
Lawn, garden, and farm equipment and supplies retailing.....			03/09	-	-	-	-	-	-	-	-
Lawn, garden, and farm equipment and supplies retailing.....			03/09	-	-	-	-	-	-	-	-
Lawn, garden, and farm equipment and supplies retailing.....			03/09	-	-	-	-	-	-	-	-
Furniture retailing.....			03/09	-	-	-	-	-	-	-	-
Furniture retailing.....			03/09	-	-	-	-	-	-	-	-
Furniture retailing.....			03/09	-	-	-	-	-	-	-	-
Flooring and floor coverings retailing.....			03/09	-	-	-	-	-	-	-	-
Flooring and floor coverings retailing.....			03/09	-	-	-	-	-	-	-	-
Flooring and floor coverings retailing.....			03/09	-	-	-	-	-	-	-	-
Hardware and building materials and supplies retailing.....	58	D	03/09	171.126	174.667	175.286	162.556	158.763	0.4	-7.3	-2.3
Hardware and building materials and supplies retailing.....	58	D1	03/09	171.126	174.667	175.286	162.556	158.763	0.4	-7.3	-2.3
Hardware and building materials and supplies retailing.....	58	D101	03/09	171.126	174.667	175.286	162.556	158.763	0.4	-7.3	-2.3
Major household appliance retailing.....	58	E	03/09	125.727	124.307	122.156	122.926	124.086	-1.7	0.6	0.9
Major household appliance retailing.....	58	E1	03/09	125.727	124.307	122.156	122.926	124.086	-1.7	0.6	0.9
Major household appliance retailing.....	58	E101	03/09	125.727	124.307	122.156	122.926	124.086	-1.7	0.6	0.9
Fuels and lubricants retailing.....	58	F	06/09	287.123	279.080	289.878	347.194	286.264	3.9	19.8	-17.5
Fuels and lubricants retailing.....	58	F1	06/09	287.123	279.080	289.878	347.194	286.264	3.9	19.8	-17.5
Automotive fuels and lubricants retailing.....			03/09	-	-	-	-	-	-	-	-
Household fuels retailing.....	58	F102	03/09	166.183	135.995	177.763	252.205	171.120	30.7	41.9	-32.2
Cleaning supplies and paper products retailing.....			03/09	-	-	-	-	-	-	-	-
Cleaning supplies and paper products retailing.....			03/09	-	-	-	-	-	-	-	-
Cleaning supplies and paper products retailing.....			03/09	-	-	-	-	-	-	-	-
Book retailing.....			03/09	-	-	-	-	-	-	-	-
Book retailing.....			03/09	-	-	-	-	-	-	-	-
Book retailing.....			03/09	-	-	-	-	-	-	-	-
Other merchandise retailing (partial).....	58	I	03/09	136.275	136.535	138.406	139.179	135.329	1.4	0.6	-2.8
Other merchandise retailing (partial).....	58	I1	03/09	136.275	136.535	138.406	139.179	135.329	1.4	0.6	-2.8
Other merchandise retailing (partial).....	58	I101	03/09	136.275	136.535	138.406	139.179	135.329	1.4	0.6	-2.8
Metal treatment services.....			12/84	-	-	-	-	-	-	-	-
Metal treatment services.....			12/84	-	-	-	-	-	-	-	-
Metal plating and polishing.....	59	1101	12/84	239.062	242.270	242.827	243.089	249.286	0.2	0.1	2.5
Metal coating and allied services.....			12/84	-	-	-	-	-	-	-	-
Metal heat treating.....			06/85	-	-	-	-	-	-	-	-
Mining services.....	60	1	06/85	-	-	-	-	-	-	-	-
Mining services.....	60	11	06/85	-	-	-	-	-	-	-	-
Metal mining services.....			12/85	-	-	-	-	-	-	-	-
Support activities for coal mining.....	60	1102	06/85	-	-	-	-	-	-	-	-
Drilling oil and gas wells services.....	60	1103	12/85	-	-	-	-	-	-	-	-
Support activities for oil and gas operations.....			12/85	-	-	-	-	-	-	-	-
Nonmetallic minerals mining services.....	60	1105	06/85	-	-	-	-	-	-	-	-
Contract work on textile products and apparel.....			06/10	-	-	-	-	-	-	-	-
Contract work on textile products and apparel.....			06/10	-	-	-	-	-	-	-	-
Contract work on textile products.....	61	1102	06/87	-	-	-	-	-	-	-	-

See footnotes at end of table.

Table 8. Producer price indexes and percentage changes for selected commodity and service groupings and individual items, seasonally adjusted — Continued
 [January 2023, Index base 1982=100, unless otherwise indicated]

Title	Commodity code		Other index base	Seasonally adjusted index ¹					Seasonally adjusted 1-month percent change ¹		
	Group code	Item code		Sept. 2022	Oct. 2022 ^p	Nov. 2022 ^p	Dec. 2022 ^p	Jan. 2023 ^p	Oct. to Nov. ^p	Nov. to Dec. ^p	Dec. to Jan. ^p
Contract work on apparel.			06/87	-	-	-	-	-	-	-	-
Contract & commission receipts for tanning or finishing leather owned by others.			06/11	-	-	-	-	-	-	-	-
Contract & commission receipts for tanning or finishing leather owned by others.			06/11	-	-	-	-	-	-	-	-
Contract and commission receipts for tanning or finishing leather owned by others.			12/97	-	-	-	-	-	-	-	-
New nonresidential building construction.			06/09	-	-	-	-	-	-	-	-
New nonresidential building construction.			06/09	-	-	-	-	-	-	-	-
New warehouse building construction.			12/04	-	-	-	-	-	-	-	-
New school building construction.			12/05	-	-	-	-	-	-	-	-
New office building construction.			06/06	-	-	-	-	-	-	-	-
New industrial building construction.			06/07	-	-	-	-	-	-	-	-
New health care building construction.			06/12	-	-	-	-	-	-	-	-
Maintenance and repair of nonresidential buildings (partial).	80	2	04/09	-	-	-	-	-	-	-	-
Maintenance and repair of nonresidential buildings (partial).	80	21	04/09	-	-	-	-	-	-	-	-
Maintenance and repair of nonresidential buildings (partial).	80	2101	04/09	-	-	-	-	-	-	-	-

¹ All indexes are subject to revision for 4 months after their originally scheduled publication to incorporate late reports and corrections by survey respondents. In addition, seasonally adjusted indexes are subject to change for up to 5 years due to the recalculation of seasonal factors published each January.

² Due to incomplete coverage of the services sector, some services indexes in this table reflect only a portion of their wherever-provided output. These indexes are flagged using the term "partial" at the end of their titles. For more information regarding wherever-provided services indexes, go to <https://www.bls.gov/ppi/wepnotice.htm>. This webpage includes methodology documentation, a table identifying missing coverage areas for those indexes with incomplete coverage, and a concordance table between wherever-provided services indexes and Census product codes.

^p Preliminary

"-" Seasonal tests did not indicate the presence of seasonality.

Table 9. Producer price indexes for commodity and service groupings and individual items, not seasonally adjusted

[January 2023, Index base 1982=100, unless otherwise indicated]

Title	Commodity code		Other index base	Unadjusted index ¹				
	Group code	Item code		Sept. 2022	Oct. 2022 ^P	Nov. 2022 ^P	Dec. 2022 ^P	Jan. 2023 ^P
Goods								
All commodities.....	00	000000		267.898	265.026	263.238	257.876	259.904
Industrial commodities.....	IND	THRU15		269.539	266.167	262.897	256.760	259.778
Farm products, processed foods and feeds.....	PFF	PLUS02		256.964	256.484	261.701	260.058	257.691
Farm products.....	01	—		247.386	249.279	261.434	260.723	248.421
Fruits & melons, fresh/dry vegs. & nuts.....	01	1		259.124	296.521	355.346	327.139	277.040
Fresh fruits and melons.....	01	11		168.953	188.321	194.273	179.071	190.738
Citrus fruits.....	01	1101		409.928	453.496	327.964	318.951	348.286
Grapefruits.....	01	110101		—	—	744.878	670.185	633.264
Lemons.....	01	110104		272.323	332.664	311.994	284.163	274.370
Valencia oranges.....	01	110105		263.236	285.193	—	—	303.573
Navel oranges.....	01	110106		—	—	239.989	224.503	222.602
Tangerines.....	01	110108	12/91	—	—	569.702	638.038	646.286
Other fruits and berries.....	01	1102		138.631	156.252	179.547	161.653	172.143
Plums and fresh prunes.....	01	110201	12/91	557.024	541.578	—	—	—
Nectarines.....	01	110202	12/91	160.676	—	—	—	—
Avocados.....	01	110205	12/91	352.477	364.234	352.477	334.782	338.701
Kiwifruit.....	01	110206	12/91	—	—	—	264.791	263.422
Granny Smith apples.....	01	110208	12/91	123.878	—	186.914	208.397	217.620
Golden delicious apples.....	01	110211	12/91	—	—	—	222.938	233.348
Red delicious apples.....	01	110215		239.417	317.616	300.091	310.527	327.107
McIntosh apples.....	01	110216		244.663	244.663	224.193	235.769	233.798
Peaches.....	01	110219		358.561	—	—	—	—
Gala apples.....	01	110220	03/15	119.649	112.966	119.739	125.748	141.754
Pears.....	01	110221		157.869	147.305	148.539	158.470	165.730
Strawberries.....	01	110222		87.582	185.467	288.505	198.940	228.781
Raspberries.....	01	110224	12/91	23.617	21.800	—	—	—
Blackberries.....	01	110225	12/91	44.765	41.781	—	—	—
Blueberries.....	01	110227	12/91	24.767	—	—	—	—
Grapes.....	01	110228		138.831	138.595	137.920	137.920	137.920
Table grapes.....	01	1102281	12/11	143.648	142.842	140.534	140.534	—
Wine grapes.....	01	1102283	12/11	109.906	109.906	109.906	109.906	109.906
Juice grapes.....	01	1102284	01/16	174.071	174.071	174.071	174.071	174.071
Fuji apples.....	01	110229	03/15	—	—	189.731	190.313	181.723
Empire apples.....	01	110230	10/15	—	137.466	129.535	137.466	137.466
Melons.....	01	1103	12/91	177.275	179.108	242.200	—	—
Cantaloupes.....	01	110301		190.352	210.867	293.046	—	—
Honeydews.....	01	110302	12/91	275.902	220.721	265.591	—	—
Watermelons.....	01	110303	12/91	270.733	269.713	—	—	—
Fresh and dry vegetables.....	01	13		349.342	427.500	590.591	535.247	356.136
Dry vegetables.....	01	1301		245.909	235.394	236.404	234.068	235.031
Dry beans.....	01	13011	09/15	176.235	161.604	161.354	159.289	160.302
Dry pinto beans.....	01	130110	12/91	439.228	389.775	388.778	388.778	388.778
Dry great northern beans.....	01	130111	12/91	384.127	384.127	439.002	439.002	439.002
Dry pink beans.....	01	130112	12/91	372.805	—	—	—	—
Dry pea beans.....	01	130113		268.269	245.042	238.876	238.669	239.067
Dry kidney beans.....	01	130114	12/11	125.081	122.957	119.377	117.765	117.529
Dry small red beans.....	01	130115	12/11	89.868	—	—	74.009	81.939
Dry garbanzo beans.....	01	130116	12/11	81.196	77.073	80.165	77.073	77.073
Dry black beans.....	01	130117	09/15	204.529	189.939	186.454	181.178	186.674
Dry peas and lentils.....	01	13012	09/15	138.544	140.884	142.588	141.726	141.856
Dry peas.....	01	130120	12/91	342.845	334.115	334.115	337.154	334.115
Dry lentils.....	01	130121	12/91	272.023	301.808	312.470	301.808	308.916
Fresh vegetables, except potatoes.....	01	1302		336.154	509.747	729.634	640.647	352.884
Cabbage.....	01	130211		275.178	299.297	316.561	325.082	419.090
Carrots.....	01	130212		210.453	230.326	252.425	253.730	259.390
Celery.....	01	130213		175.513	204.112	541.416	891.045	1,033.816
Sweet corn.....	01	130214		204.415	233.629	345.188	—	304.971
Lettuce.....	01	130215		518.948	1,097.774	1,736.783	1,393.390	421.968
Dry onions.....	01	130216		349.692	229.677	220.381	220.540	210.890
Tomatoes.....	01	130217		382.542	507.243	638.990	—	305.112
Snap beans.....	01	130218		232.972	—	553.110	358.404	401.672
Broccoli.....	01	130222	12/91	291.228	479.711	350.825	586.823	345.837
Cauliflower.....	01	130223	12/91	94.472	114.975	430.053	247.058	66.244
Spinach.....	01	130224	12/91	617.069	688.087	574.458	—	—
Greens.....	01	130225	12/91	237.305	249.980	240.290	233.564	256.280

See footnotes at end of table.

Table 9. Producer price indexes for commodity and service groupings and individual items, not seasonally adjusted — Continued
 [January 2023, Index base 1982=100, unless otherwise indicated]

Title	Commodity code		Other index base	Unadjusted index ¹				
	Group code	Item code		Sept. 2022	Oct. 2022 ^P	Nov. 2022 ^P	Dec. 2022 ^P	Jan. 2023 ^P
Endive.....	01	130226	12/91	492.221	535.174	619.920	905.517	979.685
Green peppers.....	01	130228	12/91	334.428	387.360	554.816	468.077	575.991
Eggplant.....	01	130229	12/91	—	535.152	275.369	341.557	396.870
Squash.....	01	130231	12/91	224.155	214.316	193.549	218.204	334.398
Beets.....	01	130232	12/91	140.401	215.696	229.869	166.090	126.228
Cucumbers.....	01	130234	12/91	183.015	305.448	380.019	241.550	241.550
Artichokes.....	01	130235	12/11	128.159	117.908	248.386	288.920	355.609
Pumpkins.....	01	130236	12/11	177.017	192.410	—	—	—
Sweet potatoes.....	01	1303		172.539	169.975	157.117	156.581	154.567
Sweet potatoes.....	01	130301	12/91	111.552	109.895	101.582	101.235	99.933
Potatoes.....	01	1306	12/11	235.163	160.299	205.183	211.265	206.659
Russet potatoes.....	01	130603	12/91	427.343	285.995	372.187	383.336	374.133
Round red potatoes.....	01	130604	12/91	272.623	236.801	239.694	236.347	237.753
Round yellow potatoes.....	01	130605	09/15	124.704	124.704	124.704	149.222	151.004
Tree nuts.....	01	19		1,307.458	1,266.015	1,266.015	1,266.015	1,424.698
Tree nuts.....	01	1901		1,307.458	1,266.015	1,266.015	1,266.015	1,424.698
Pecans.....	01	190101		732.203	732.203	732.203	732.203	732.203
Almonds.....	01	190102	12/91	361.015	361.015	361.015	361.015	428.007
Filberts.....	01	190103	12/91	281.736	281.736	281.736	281.736	281.736
Walnuts.....	01	190104	12/91	244.847	174.891	174.891	174.891	174.891
Macadamias.....	01	190105	12/91	506.013	506.013	506.013	506.013	506.013
Pistachios.....	01	190106	12/91	257.201	257.201	257.201	257.201	257.201
Grains.....	01	2		290.946	280.361	277.504	270.886	269.524
Wheat.....	01	21		265.841	275.984	266.950	247.614	238.789
Wheat.....	01	2101		265.841	275.984	266.950	247.614	238.789
Hard red winter wheat.....	01	210101		268.728	286.364	275.300	249.950	233.990
Hard red spring wheat.....	01	210102		293.390	299.877	298.903	289.167	289.896
Soft white wheat.....	01	210103		219.078	202.074	201.386	196.353	191.037
Soft red winter wheat.....	01	210104		259.999	269.807	247.226	222.846	225.100
Hard amber durum wheat.....	01	210105	12/84	256.549	283.732	303.107	289.013	286.604
Other grains.....	01	22		305.788	288.236	286.350	282.152	281.942
Barley.....	01	2201		273.203	303.094	310.517	310.320	306.832
Barley.....	01	220101		273.203	303.094	310.517	310.320	306.832
Corn.....	01	2202		299.918	281.492	279.628	275.639	275.574
Corn.....	01	220205		299.918	281.492	279.628	275.639	275.574
Oats.....	01	2203		282.722	273.044	277.288	266.478	260.145
Oats.....	01	220311		282.722	273.044	277.288	266.478	260.145
Sorghum.....	01	2205	12/91	325.694	335.042	327.241	315.151	311.981
Sorghum.....	01	220501	12/91	325.694	335.042	327.241	315.151	311.981
Rough rice.....	01	23	12/91	136.250	136.738	144.090	154.122	156.688
Rough rice.....	01	2301	12/91	136.250	136.738	144.090	154.122	156.688
Rough rice.....	01	230103	12/04	231.667	232.496	244.997	262.055	266.418
Long grain rough rice.....	01	2301031	09/15	148.624	148.624	151.376	155.963	159.741
Medium/short grain rough rice.....	01	2301032	09/15	147.771	149.682	171.338	198.726	198.726
Livestock.....	01	3		197.965	189.982	193.298	193.037	191.359
Slaughter cattle.....	01	31		214.558	213.255	221.936	224.831	228.815
Slaughter steers and heifers.....	01	3101		218.301	223.889	233.495	237.936	240.536
Slaughter steers and heifers.....	01	310199	12/91	206.849	212.144	221.246	225.454	227.918
Slaughter cows and bulls.....	01	3102		178.277	151.905	157.294	154.600	163.294
Slaughter cows and bulls.....	01	310299	12/91	160.325	136.609	141.455	139.032	146.851
Slaughter vealers.....	01	3103		100.101	100.024	100.033	99.985	99.140
Slaughter vealers.....	01	310399	12/91	86.478	86.411	86.419	86.377	85.647
Slaughter hogs.....	01	32		126.431	116.805	110.776	105.166	94.030
Slaughter barrows and gilts.....	01	3201		125.352	115.285	109.514	104.515	93.724
Slaughter barrows and gilts.....	01	320199	12/91	189.524	174.303	165.578	158.020	141.705
Slaughter sows.....	01	3202		142.105	150.971	136.417	108.951	85.793
Slaughter sows.....	01	320299	12/91	246.749	262.144	236.873	189.182	148.970
Slaughter lambs.....	01	33		263.809	249.526	334.883	290.703	321.526
Slaughter lambs.....	01	3301		263.809	249.526	334.883	290.703	321.526
Slaughter lambs.....	01	330199	12/91	304.248	287.776	386.217	335.266	370.813
Feeder and replacement cattle.....	01	34	09/21	117.231	110.930	114.611	116.508	119.106
Feeder and replacement cattle.....	01	3401	09/21	117.231	110.930	114.611	116.508	119.106
Feeder and replacement cattle.....	01	340199	09/21	117.231	110.930	114.611	116.508	119.106
Slaughter poultry.....	01	4		347.216	346.009	351.640	352.893	346.083
Slaughter chickens.....	01	41		351.520	343.483	352.600	352.731	344.537

See footnotes at end of table.

Table 9. Producer price indexes for commodity and service groupings and individual items, not seasonally adjusted — Continued
 [January 2023, Index base 1982=100, unless otherwise indicated]

Title	Commodity code		Other index base	Unadjusted index ¹				
	Group code	Item code		Sept. 2022	Oct. 2022 ^P	Nov. 2022 ^P	Dec. 2022 ^P	Jan. 2023 ^P
Broilers and other meat type chickens.....	01	4102		356.411	348.262	357.506	357.640	349.331
Slaughter chickens.....	01	410299	12/91	343.209	335.361	344.263	344.391	336.390
Slaughter turkeys.....	01	42		347.779	374.260	365.552	370.564	369.540
Slaughter turkeys.....	01	4201		347.779	374.260	365.552	370.564	369.540
Slaughter turkeys.....	01	420199	12/91	316.484	340.582	332.658	337.219	336.287
Slaughter ducks.....	01	43	12/91	282.842	282.841	290.941	299.422	299.422
Slaughter ducks.....	01	4301	12/91	282.842	282.841	290.941	299.422	299.422
Slaughter ducks.....	01	430199	12/91	282.842	282.841	290.941	299.422	299.422
Raw cotton.....	01	5		178.389	151.222	144.424	137.053	141.072
Raw cotton.....	01	51		176.569	149.679	142.951	135.655	139.633
Raw cotton.....	01	5101		176.569	149.679	142.951	135.655	139.633
Raw cotton.....	01	510101		176.569	149.679	142.951	135.655	139.633
Upland cotton.....	01	5101011	09/15	174.269	145.369	139.205	131.364	135.652
Pima cotton.....	01	5101012	09/15	194.364	194.364	180.971	180.971	180.971
Raw milk.....	01	6		186.148	197.592	195.303	188.437	187.018
Raw milk.....	01	61		186.901	198.391	196.093	189.199	187.774
Raw milk.....	01	6101		186.901	198.391	196.093	189.199	187.774
Raw milk.....	01	610102		186.901	198.391	196.093	189.199	187.774
Chicken eggs.....	01	7		412.206	502.166	600.677	782.151	624.892
Chicken eggs.....	01	71		412.206	502.166	600.677	782.151	624.892
Eggs for fresh use.....	01	7107	12/91	321.653	370.006	466.304	580.664	506.971
Eggs, jumbo.....	01	710701	12/84	370.051	421.247	493.376	621.208	553.685
Eggs, extra large.....	01	710702	12/84	380.591	434.368	523.935	660.043	588.840
Eggs, large.....	01	710703		392.250	459.172	577.707	727.756	638.741
Eggs, medium.....	01	710704	12/84	335.876	362.124	496.496	576.136	470.525
Eggs, small.....	01	710705	12/84	262.620	270.303	322.542	382.464	339.443
Breaker stock and checks and undergrades.....	01	7108	12/91	434.954	580.670	639.447	894.290	617.016
Breaker stock.....	01	710801	12/91	423.230	554.439	616.744	865.116	594.331
Checks and undergrades.....	01	710802	12/91	562.510	863.375	885.065	1,210.406	860.577
Hay, hayseeds, and oilseeds.....	01	8		319.561	295.872	303.680	316.105	310.027
Hay and hayseeds.....	01	81		527.374	530.239	450.456	546.646	486.745
Hay and hayseeds.....	01	8101		527.374	530.239	450.456	546.646	486.745
Alfalfa hay.....	01	810101		524.925	527.325	510.172	536.543	527.127
All other hay.....	01	810102	09/15	183.211	184.405	129.241	193.241	152.497
Oilseeds.....	01	83		282.398	256.852	273.938	276.599	275.997
Oilseeds.....	01	8301		282.398	256.852	273.938	276.599	275.997
Peanuts.....	01	830111		123.724	130.448	129.211	116.271	164.778
Cottonseed.....	01	830121		382.031	370.871	322.831	298.988	304.023
Soybeans.....	01	830131		259.933	233.422	252.096	256.533	253.042
Flaxseed.....	01	830151	12/91	354.246	354.246	344.124	354.246	339.064
Sunflower.....	01	830161	12/91	396.344	416.134	394.869	376.347	361.770
Canola.....	01	830171	12/11	123.088	126.843	138.163	132.021	131.910
Miscellaneous oil crops.....	01	830181	09/15	160.771	161.722	161.722	161.722	161.722
Processed foods and feeds.....	02	-		262.053	260.429	262.313	260.218	262.743
Cereal and bakery products.....	02	1		318.875	321.750	325.161	324.633	327.361
Bakery products.....	02	11		340.421	341.070	346.071	346.375	347.410
Bread (white, wheat, rye, etc.), including frozen.....	02	1102	06/06	169.555	168.401	169.938	170.921	169.543
Bread (white, wheat, rye, etc.), including frozen.....	02	110201	06/06	169.555	168.401	169.938	170.921	169.543
White pan bread.....	02	11020111	12/11	138.723	137.607	138.390	138.963	139.226
White hearth bread (French, Italian, etc.).....	02	11020112	12/11	141.204	140.689	141.533	141.631	141.631
Dark wheat breads (whole wheat, cracked wheat, multigrain, etc.).....	02	11020113	12/11	132.918	131.788	132.546	134.300	133.366
Other variety breads (rye, unleavened, raisin, potato, self-rising, salt-free, canned, etc.).....	02	11020114	12/11	124.569	123.990	126.649	127.408	123.310
Rolls (bread-type), muffins, bagels, and croissants.....	02	1105		348.530	348.456	368.371	365.494	366.598
Rolls (bread-type), muffins, bagels, and croissants.....	02	110505	06/06	170.039	170.003	179.719	178.315	178.854
Rolls, hamburger and wiener.....	02	11050501	12/11	126.902	126.126	137.054	137.812	137.363
All other rolls, bread-type (incl. muffins, bagels, and croissants).....	02	11050502	12/11	140.623	141.451	145.276	142.048	143.305
Other sweet goods, excluding frozen.....	02	1107		350.983	363.534	366.517	366.144	377.156
Other sweet goods, excluding frozen.....	02	110703	06/99	218.202	226.004	227.859	227.627	234.473
Soft cakes, excluding frozen.....	02	1108		416.309	416.989	413.800	412.205	414.984
Soft cakes, excluding frozen.....	02	110803	06/99	213.534	213.883	212.247	211.429	212.855
Cookies, crackers, and related products.....	02	1121		261.801	261.801	261.801	262.441	262.441
Cookies, wafers, and ice cream cones and cups (excluding frozen).....	02	112103	06/83	258.298	258.298	258.298	258.298	258.298
Crackers, biscuits, and related products.....	02	112104	06/83	249.435	249.435	249.435	250.945	250.945

See footnotes at end of table.

Table 9. Producer price indexes for commodity and service groupings and individual items, not seasonally adjusted — Continued
 [January 2023, Index base 1982=100, unless otherwise indicated]

Title	Commodity code		Other index base	Unadjusted index ¹				
	Group code	Item code		Sept. 2022	Oct. 2022 ^P	Nov. 2022 ^P	Dec. 2022 ^P	Jan. 2023 ^P
Saltines and all other crackers, cracker meal and crumbs, and biscuits.....	02	1121042	12/11	100.856	100.856	100.856	101.467	101.467
Retail bakery products, excluding retail trade.....	02	1130	06/14	152.223	153.797	153.797	154.800	156.498
Retail bakery products, excluding retail trade.....	02	113001	06/14	152.223	153.797	153.797	154.800	156.498
Flour and flour base mixes and doughs.....	02	12		272.585	277.106	279.032	274.818	275.102
Wheat flour.....	02	1203		290.301	297.747	300.640	291.738	289.899
Wheat flour.....	02	120301	06/83	283.417	290.686	293.511	284.819	283.024
Flour base mixes and doughs.....	02	1204		258.260	260.133	261.187	261.238	262.635
Flour base mixes and doughs.....	02	120401	06/83	271.373	273.342	274.449	274.503	275.971
Prepared flour mixes, including refrigerated and frozen doughs and batters, made in flour mills.....	02	1204011	12/11	132.977	132.982	133.088	133.787	135.448
Flour mixes, excluding cake mixes, made from purchased flour.....	02	1204013	12/11	140.113	141.338	142.014	141.957	142.559
Milled rice and byproducts.....	02	13		281.296	285.226	287.102	292.879	302.301
Head rice.....	02	1301		295.918	300.337	301.790	308.281	321.501
Head rice.....	02	130106	06/03	286.546	290.825	292.232	298.517	311.319
Head rice not packaged with other ingredients.....	02	1301066	12/11	133.457	135.597	136.343	137.457	144.000
Milled rice (incl second heads, screenings, brewers, bran, sharps, rice flour, and byproducts).....	02	1302	06/84	167.098	168.573	171.257	173.442	176.816
Milled rice (incl second heads, screenings, brewers, bran, sharps, rice flour, and byproducts).....	02	130201	06/84	167.098	168.573	171.257	173.442	176.816
Cereal and pasta products.....	02	14		293.710	298.324	300.247	300.985	307.396
Dry macaroni, spaghetti, and egg noodle products, made from purchased flour.....	02	1402	06/85	279.583	284.468	284.468	284.468	314.729
Dry macaroni, spaghetti, and egg noodle products, made from purchased flour.....	02	140203	12/02	230.088	234.108	234.108	234.108	259.012
Dry macaroni, spaghetti, and egg noodle products, made from purchased flour.....	02	14020303	06/09	155.059	157.768	157.768	157.768	174.551
Cereal and mill products, other than flour.....	02	1409	06/85	274.336	278.525	280.771	281.633	282.327
Manufactured starch, made by wet milling.....	02	140907	06/85	267.378	270.208	267.433	268.036	265.503
Wheat mill products, corn mill products, and other grain mill products except flour.....	02	140908	06/98	266.358	281.567	280.834	283.829	281.985
Wheat mill products, except flour.....	02	1409081	12/09	142.984	165.821	168.972	183.021	174.538
Corn mill products.....	02	1409082	12/09	161.544	174.922	173.975	172.589	176.564
Other grain mill products.....	02	1409083	12/09	197.357	183.627	181.063	180.015	178.254
Breakfast cereal.....	02	140909	12/11	124.489	124.374	126.472	126.472	128.121
Meats, poultry, and fish.....	02	2		235.048	226.052	228.110	221.748	226.295
Meats.....	02	21		219.857	214.840	216.989	217.915	221.714
Beef and veal products, fresh or frozen.....	02	2101		242.906	231.808	238.436	247.533	263.727
Beef, fresh/frozen variety meats, not canned or made into sausage, made in slaughtering plants.....	02	210126	06/08	212.124	212.214	222.039	219.178	232.721
Beef, fresh/frozen whole/half carcass, not canned or made into sausage, misp.....	02	210131	06/08	154.752	156.139	177.559	157.310	172.372
Beef, fresh/frozen, primal and subprimal cuts, made in slaughtering plants.....	02	210133	12/95	208.964	198.124	202.277	212.853	226.216
Lamb/mutton, fresh or frozen, not canned or made into sausage, made in slaughtering plants.....	02	2103		300.415	300.415	533.413	532.386	531.458
Lamb/mutton, fresh or frozen, not canned or made into sausage, made in slaughtering plants.....	02	210321	12/88	240.290	240.290	426.657	425.835	425.092
Pork products, fresh, frozen, or processed, except sausage.....	02	2104		171.753	172.071	170.000	164.134	163.557
Pork, fresh/frozen, unprocessed, all cuts, except sausage, made in slaughtering plants.....	02	210444	06/01	109.602	109.378	109.548	103.071	106.455
Pork, processed or cured, not canned or made into sausage.....	02	210447	06/01	186.631	187.733	182.847	181.300	173.648
Pork, processed or cured, not canned or made into sausage, made in slaughtering plants.....	02	2104471	06/08	190.551	187.204	181.103	183.202	177.721
Pork, processed or cured, not canned or made into sausage, mfpc.....	02	2104472	06/08	166.135	168.391	164.359	161.933	154.474
Pork, sweet-pickled, dry-cured, or dry salt, not canned or made into sausage, mfpc.....	02	21044721	09/16	127.989	127.629	126.984	126.956	126.887
Smoked hams and picnics, excluding canned, made from purchased carcasses.....	02	21044722	12/11	133.702	142.446	143.054	143.502	124.144
Smoked slab bacon, made from purchased carcasses.....	02	21044723	09/16	172.363	169.271	154.483	149.914	147.579
Smoked sliced bacon, made from purchased carcasses.....	02	21044724	12/11	145.128	143.651	134.888	129.602	127.692
Other smoked pork, not canned or made into sausage, made from purchased carcasses.....	02	21044725	12/11	132.617	133.394	133.243	132.145	130.428
Boiled ham, barbecue pork, and other cooked pork, excluding canned meats and sausage, mfpc.....	02	21044726	12/11	136.080	133.443	136.406	136.236	130.529
Other meats, fresh, frozen, or canned.....	02	2105		222.418	219.757	219.275	217.115	212.896
Fresh/processed sausage, deli & cooked meats, etc.....	02	210503	06/01	211.735	208.438	209.595	205.206	202.443
Fresh and processed sausage, deli, and cooked meats, made in slaughtering plants.....	02	2105031	06/08	235.335	234.009	239.461	232.018	231.950
Fresh and processed sausage, deli, and cooked meats, mfpc.....	02	2105032	06/08	180.996	177.562	177.454	174.378	171.713
Fresh sausage (pork sausage, breakfast links, etc.), excluding canned, mfpc.....	02	21050321	12/11	162.914	157.974	157.792	151.298	146.760

See footnotes at end of table.

Table 9. Producer price indexes for commodity and service groupings and individual items, not seasonally adjusted — Continued
 [January 2023, Index base 1982=100, unless otherwise indicated]

Title	Commodity code		Other index base	Unadjusted index ¹				
	Group code	Item code		Sept. 2022	Oct. 2022 ^P	Nov. 2022 ^P	Dec. 2022 ^P	Jan. 2023 ^P
Dry or semidry sausage (salami, cervelat, pepperoni, summer sausage, pork roll, etc), mfpc.....	02	21050322	12/11	146.529	143.020	142.576	140.498	139.179
Frankfurters, including wieners, excluding canned, made from purchased carcasses.....	02	21050323	12/11	141.427	139.602	139.727	139.255	140.053
Other sausage (smoked or cooked) & jellied goods & similar preparations, excluding canned, mfpc.....	02	21050324	12/11	136.898	137.011	137.437	137.414	134.920
Boxed meat (beef, pork, lamb, etc.), made from purchased carcasses...	02	210504	06/08	132.728	134.894	133.893	134.269	123.241
Canned meats, excluding dog, cat, and baby food.....	02	210579	12/88	276.286	277.634	277.527	277.762	275.405
Frozen ground meat patties and other processed, frozen, or cooked meats, mfpc.....	02	210586	12/01	160.207	156.149	154.843	153.802	153.479
Processed poultry.....	02	22		215.975	199.223	202.703	183.220	188.726
Young chickens, including bulk, chilled, frozen, whole, and in parts.....	02	2203		226.640	208.129	200.920	196.168	194.557
Young chickens, including bulk, chilled, frozen, whole, and in parts.....	02	220333	12/90	223.895	205.608	198.486	193.791	192.200
Turkeys, including frozen, whole, and in parts.....	02	2206		285.320	288.920	289.038	288.055	288.176
Turkeys, including frozen, whole, and in parts.....	02	220611	12/90	283.198	286.771	286.889	285.912	286.033
Canned, cooked, smoked or prepared poultry.....	02	2208		179.982	158.193	176.286	130.497	147.941
Canned, cooked, smoked or prepared poultry.....	02	220811	12/90	147.897	129.992	144.859	107.233	121.568
Chicken hens and other poultry/small game.....	02	2209	12/90	101.798	101.575	105.107	105.464	106.963
Other poultry/small game (duck, goose, rabbit, etc.).....	02	220911	12/90	286.127	284.827	305.383	306.421	310.778
Unprocessed and prepared seafood.....	02	23		443.158	439.657	430.026	421.532	426.036
Unprocessed finfish.....	02	2301		810.646	760.418	714.954	656.651	734.125
Haddock.....	02	230101		382.161	382.621	365.684	354.412	361.951
Halibut.....	02	230102		939.665	1,063.305	1,162.218	-	-
Flounder.....	02	230131	12/91	153.869	152.210	130.294	163.512	189.650
Cod.....	02	230132	12/91	112.075	107.020	91.056	138.645	110.038
Pollock.....	02	230133	12/91	290.331	265.795	222.779	220.446	176.521
Tuna.....	02	230136	01/16	97.216	89.169	96.869	75.835	121.067
Other finfish.....	02	230199	12/91	706.181	651.630	643.162	526.389	689.119
Canned seafood (including soups, stews, and chowders).....	02	2304		225.294	225.294	225.294	225.294	-
Canned seafood (including soups, stews, and chowders).....	02	230429	12/84	255.329	255.329	255.329	255.329	-
Unprocessed shellfish.....	02	2305	12/91	288.165	294.447	284.809	284.026	285.109
Shrimp.....	02	230501	12/91	111.312	106.898	106.958	106.806	105.957
Crabs.....	02	230502	12/91	525.155	-	-	-	-
Lobsters.....	02	230503	12/91	212.458	205.080	178.264	180.069	183.561
Clams.....	02	230504	12/91	274.465	271.212	271.212	273.027	273.027
Oysters.....	02	230505	01/16	138.725	138.725	138.725	138.725	138.725
Sea scallops.....	02	230506	01/16	109.123	125.968	128.872	126.341	126.722
Mussels.....	02	230507	01/16	113.793	113.793	124.138	134.483	134.483
Prepared fresh and frozen seafood.....	02	2306	12/11	132.884	133.195	132.373	131.543	131.537
Prepared fresh fish/seafood, inc. surimi/surimi-based products.....	02	230601	12/11	142.842	142.230	141.797	142.801	142.273
Prepared frozen fish.....	02	230602	12/11	129.016	127.134	128.465	125.323	125.932
Prepared frozen shellfish.....	02	230603	12/11	140.560	143.651	140.981	140.000	137.993
Other prepared fresh and frozen seafood.....	02	230604	12/11	112.641	116.364	111.328	115.103	116.103
Dairy products.....	02	3		246.044	246.952	246.071	244.407	239.694
Fluid milk products.....	02	31		295.731	295.695	299.986	296.088	293.577
Packaged fluid milk and related products.....	02	3103	12/82	302.108	299.372	306.467	302.840	301.323
Fluid whole milk.....	02	310301		281.596	278.917	285.651	280.570	280.501
Reduced fat and lowfat milk (1/2-2).....	02	310302	12/82	313.321	308.863	316.998	313.865	314.393
Fat free or skim milk.....	02	310303	12/82	306.135	299.650	308.729	308.151	308.302
Other fluid milk related products, packaged, incl. cartons, bottles, cans, and dispenser cans.....	02	310304	12/82	330.916	334.319	338.815	335.163	327.297
Cottage cheese.....	02	3104	12/82	311.006	309.774	313.325	308.946	309.337
Cottage cheese.....	02	310401	12/82	311.006	309.774	313.325	308.946	309.337
Other milk products.....	02	3105	12/82	233.993	235.332	236.814	236.314	238.833
Other milk products.....	02	310501	12/82	233.993	235.332	236.814	236.314	238.833
Yogurt, excluding frozen.....	02	3105011	12/11	116.320	117.383	117.486	117.325	117.402
Other packaged milk products.....	02	3105012	12/11	141.428	141.116	143.799	143.251	147.072
Bulk fluid milk and cream.....	02	3106	12/91	242.871	247.144	247.175	240.476	229.937
Bulk fluid milk and cream.....	02	310601	12/91	242.871	247.144	247.175	240.476	229.937
Butter.....	02	32		224.903	227.598	206.958	200.396	176.385
Butter.....	02	3201		224.903	227.598	206.958	200.396	176.385
Butter.....	02	320114	06/84	224.463	227.152	206.553	200.003	176.040
Natural, processed, and imitation cheese.....	02	33		192.829	198.800	197.798	199.104	196.960
Natural cheese, except cottage cheese.....	02	3302		182.508	187.829	187.184	189.670	187.692
Natural cheese, except cottage cheese.....	02	330212	06/88	200.187	206.024	205.317	208.043	205.874
Natural cheese, except lowfat, shipped in consumer packages or containers (3 lbs or less).....	02	3302121	12/07	136.475	136.345	135.979	136.131	135.770
Natural cheese, except lowfat, shipped in packages or containers (more than 3 lbs) or bulk.....	02	3302122	12/07	99.646	104.831	104.458	106.683	104.367

See footnotes at end of table.

Table 9. Producer price indexes for commodity and service groupings and individual items, not seasonally adjusted — Continued
 [January 2023, Index base 1982=100, unless otherwise indicated]

Title	Commodity code		Other index base	Unadjusted index ¹				
	Group code	Item code		Sept. 2022	Oct. 2022 ^P	Nov. 2022 ^P	Dec. 2022 ^P	Jan. 2023 ^P
Lowfat natural cheese, except cottage cheese, shipped in consumer packages (3 lbs. or less).....	02	3302123	06/10	120.067	120.204	120.226	120.228	120.771
Lowfat natural cheese, except cottage cheese, shipped in packages (more than 3 lbs.) or in bulk.....	02	3302124	06/10	133.579	144.215	142.583	148.546	146.826
Processed cheese and related products.....	02	3303		195.907	204.066	201.799	198.107	195.569
Process cheese and related products.....	02	330312	06/88	208.231	216.903	214.494	210.569	207.872
Process cheese, shipped in consumer packages or containers (3 lbs. or less).....	02	3303121	06/10	132.998	138.239	135.361	132.875	129.159
All other process cheese and related products.....	02	3303122	06/10	149.851	156.357	155.813	152.970	152.853
Process cheese shipped in packages or containers (more than 3 lbs.) or in bulk.....	02	33031221	06/10	147.156	144.392	153.947	152.868	150.734
Cheese food, spread, and other related products.....	02	33031225	12/11	120.972	135.126	124.873	120.913	122.440
Cheese substitutes and imitations.....	02	3304	06/88	334.587	334.587	352.397	352.397	352.397
Cheese substitutes and imitations.....	02	330401	06/88	334.587	334.587	352.397	352.397	352.397
Raw liquid whey.....	02	3307	12/04	301.865	300.854	257.728	240.284	236.170
Raw liquid whey.....	02	330701	12/04	301.865	300.854	257.728	240.284	236.170
Ice cream and frozen desserts.....	02	34		280.007	280.971	282.123	282.220	281.205
Ice cream and frozen desserts.....	02	3402	06/83	276.236	277.188	278.324	278.419	277.418
Ice cream and frozen desserts.....	02	340201	06/83	276.236	277.188	278.324	278.419	277.418
Ice cream, excl. lowfat and nonfat (incl. custards), shipped in bulk (containers 3 gal or more).....	02	3402011	12/11	137.900	136.452	136.395	135.769	133.545
Ice cream, incl. custards (excl. lowfat and nonfat) shipped in sizes less than 3 gallons.....	02	3402012	12/11	125.987	126.897	127.974	128.111	125.947
Ice cream, including custards (excluding lowfat and nonfat), novelty forms.....	02	3402013	12/11	136.325	136.946	137.155	137.244	137.732
Ice cream, including custards, lowfat and nonfat.....	02	3402014	12/11	118.470	118.470	118.470	118.470	123.537
Frozen desserts containing fats other than butterfat (incl. soy, rice, almond, oats, etc.).....	02	3402016	12/22	—	—	—	100.000	100.000
Other frozen desserts (yogurt, sherbet, water ices, mellorine, frozen pudding, gelato, etc.).....	02	3402019	12/11	136.555	136.555	136.605	136.641	140.391
Dry, condensed, and evaporated milk products.....	02	35		223.721	212.389	209.662	205.645	198.011
Dry milk products, including feed grade.....	02	3502	12/83	204.525	188.481	186.579	182.532	173.821
Dry milk products, including feed grade.....	02	350201	12/83	204.525	188.481	186.579	182.532	173.821
Liquid milk products.....	02	3503	12/83	239.857	238.958	234.042	230.285	227.460
Consumer-type canned milk products.....	02	350301	12/83	283.291	282.637	278.529	275.309	286.601
Bulk liquid milk products, including feed grade.....	02	350303	12/83	186.908	185.044	176.393	170.006	152.614
Ice cream mixes and related products.....	02	3505	06/02	173.553	173.536	172.974	171.008	170.812
Ice cream mixes and related products.....	02	350502	06/02	173.553	173.536	172.974	171.008	170.812
Processed fruits and vegetables.....	02	4		258.502	260.449	264.821	265.509	270.628
Canned fruits and juices.....	02	41		268.114	270.186	272.598	272.749	285.938
Canned fruits, excluding baby foods.....	02	4101		291.345	292.871	293.612	294.045	305.466
Canned fruits, excluding baby foods.....	02	410105	12/87	256.641	257.985	258.638	259.019	269.080
Canned and fresh fruit juices, nectars, and concentrates.....	02	4102		261.090	263.462	266.730	266.745	281.280
Canned and fresh fruit juices, nectars, and concentrates.....	02	410239	12/87	214.927	216.880	219.570	219.582	231.547
Frozen fruits, juices and ades.....	02	42		233.844	229.099	240.025	239.980	238.061
Frozen fruits.....	02	4202		315.812	300.844	295.671	295.566	290.862
Frozen fruits.....	02	420209	12/90	298.066	283.940	279.057	278.958	274.519
Canned vegetables and juices.....	02	44		233.234	234.630	240.505	241.851	241.186
Canned vegetables and juices.....	02	4401		233.234	234.630	240.505	241.851	241.186
Canned vegetables.....	02	440102	12/87	266.679	267.269	272.748	275.272	273.343
Canned catsup and other tomato based sauces.....	02	440127	12/87	199.507	202.044	207.086	208.090	208.165
Frozen vegetables.....	02	45		271.748	274.267	280.079	280.234	282.967
Frozen potato products (French-fried, patties, puffs, etc.).....	02	4502	12/90	269.202	271.568	279.614	279.614	284.668
Frozen potato products (French-fried, patties, puffs, etc.).....	02	450202		339.045	342.025	352.159	352.159	358.524
Frozen vegetables, other than potato products.....	02	4505	12/90	190.346	192.240	194.012	194.275	194.179
Frozen vegetables, other than potato products.....	02	450509	06/97	186.933	188.793	190.533	190.791	190.697
Dried and dehydrated food.....	02	48	12/03	198.887	202.580	201.513	202.428	212.973
Dried and dehydrated food.....	02	4801	12/03	198.887	202.580	201.513	202.428	212.973
Dried and dehydrated food.....	02	480101	12/03	198.887	202.580	201.513	202.428	212.973
Soup mixes (including dried/dehydrated/freeze-dried) and bouillon....	02	48010101	12/11	123.255	128.698	124.716	124.716	131.662
Dried and dehydrated fruits and vegetables, including freeze-dried. ..	02	48010102	12/11	134.299	135.343	136.477	137.428	141.251
Sugar and confectionery.....	02	5		252.634	253.687	252.642	252.018	252.272
Raw cane sugar and sugar cane mill products and byproducts.....	02	52		210.372	213.595	214.338	216.729	223.694
Raw cane sugar and sugarcane mill products and byproducts.....	02	5201		210.372	213.595	214.338	216.729	223.694
Raw cane sugar and sugarcane mill products and byproducts.....	02	520106	12/03	194.187	197.163	197.848	200.056	206.485
Refined sugar products and byproducts.....	02	53		214.408	214.847	214.159	215.778	217.013
Refined sugar products and byproducts.....	02	5307	12/02	178.520	178.886	178.313	179.660	180.689
Refined granulated cane sugar and byproducts.....	02	530701	12/02	196.539	197.423	199.510	201.115	202.322

See footnotes at end of table.

Table 9. Producer price indexes for commodity and service groupings and individual items, not seasonally adjusted — Continued
 [January 2023, Index base 1982=100, unless otherwise indicated]

Title	Commodity code		Other index base	Unadjusted index ¹				
	Group code	Item code		Sept. 2022	Oct. 2022 ^P	Nov. 2022 ^P	Dec. 2022 ^P	Jan. 2023 ^P
Beet sugar.....	02	530702	12/02	165.360	165.350	162.853	164.013	164.905
Confectionery materials.....	02	54		224.645	225.781	218.645	216.839	221.957
Confectionery materials.....	02	5401		224.645	225.781	218.645	216.839	221.957
Corn sweeteners, made by wet milling.....	02	540107	06/85	246.604	245.176	232.021	228.720	236.767
Chocolate coatings, made from cacao beans.....	02	540108	06/83	199.446	207.603	209.882	210.472	208.914
Other chocolate and cocoa products, made from cacao beans.....	02	540109	06/83	282.486	289.164	296.368	298.040	300.480
Confectionery end products.....	02	55		299.824	300.861	302.382	301.149	298.596
Candy and nuts.....	02	5503	06/83	269.971	270.964	272.421	271.240	268.777
Chocolate and chocolate-type confectionery products.....	02	550301	06/83	267.213	268.785	272.214	270.728	270.890
Chocolate/chocolate-type confectionery prods, cacao beans.....	02	5503011	12/11	125.107	125.541	125.541	125.541	125.541
Chocolate/confectionery products, made from purchased chocolate, not retailed.....	02	5503014	12/11	115.808	116.543	118.345	117.540	117.623
Nonchocolate-type confectioneries.....	02	550302	06/83	264.413	265.922	268.381	270.255	271.488
Nonchocolate-type confectioneries.....	02	5503023	12/11	125.885	126.616	127.656	128.563	-
Nuts and seeds (salted, roasted, cooked or blanched).....	02	550304	06/91	196.512	196.325	194.747	191.860	185.611
Nuts (salted, roasted, cooked, or blanched), sold in bulk.....	02	5503041	06/08	121.897	120.188	118.792	114.676	110.593
Canned nuts (salted, roasted, cooked, or blanched).....	02	5503042	06/08	134.315	135.377	135.487	134.133	133.113
All other packaged nuts, including all types of seeds (salted, roasted, cooked, or blanched).....	02	5503043	06/08	176.173	176.981	175.067	174.866	174.565
Other confectionery-type products.....	02	550305	06/91	212.379	212.379	212.379	220.790	220.790
Beverages and beverage materials.....	02	6		241.511	242.224	244.008	243.138	251.627
Alcoholic beverages.....	02	61		211.571	213.690	216.301	216.878	217.279
Malt beverages.....	02	6101		225.758	228.674	229.700	229.092	229.763
Bottled beer and ale.....	02	610101		196.294	199.666	200.455	200.595	200.852
Canned beer and ale.....	02	610103		235.906	238.571	239.886	238.560	239.038
Beer and ale in barrels and kegs.....	02	610105	06/82	310.617	311.425	311.912	311.713	313.059
All other malt beverages and brewing products.....	02	610108	12/03	106.119	109.159	109.174	109.137	109.731
Distilled and bottled liquor, excluding brandy.....	02	6102		196.073	195.770	195.195	198.696	198.696
Distilled liquor, excluding brandy.....	02	610202	12/11	103.156	102.812	102.782	106.754	106.754
Distilled whiskey, all other distilled liquor, excluding brandy.....	02	6102022	12/11	122.975	122.975	123.167	123.167	123.167
Bottled liquor, excluding brandy.....	02	610204	12/11	103.929	103.929	103.388	103.388	103.388
Bottled whiskey.....	02	6102041	06/12	101.922	101.922	101.922	101.922	101.922
Bottled gin, vodka, rum, cordials, cocktails, and similar compounds.....	02	6102042	06/12	104.383	104.383	103.205	103.205	103.205
Wines, brandy, and brandy spirits.....	02	6104	12/83	193.440	196.242	204.095	204.095	204.402
Wines, brandy, and brandy spirits.....	02	610441	06/06	123.369	125.156	130.164	130.164	130.360
Wines, white, red & rose grape, and other fruit, 14 percent or less alcohol.....	02	6104411	12/11	112.384	114.621	114.622	114.622	114.664
Wines, white grape, 14 percent or less alcohol content.....	02	61044111	12/11	110.337	115.351	115.351	115.351	115.054
Wines, red grape, 14 percent or less alcohol content.....	02	61044112	12/11	111.277	111.275	111.277	111.277	111.610
Wines, rose grape & other fruits & berries, 14 percent or less alcohol.....	02	61044113	12/11	142.935	142.935	142.935	142.935	143.842
Wines, dessert, effervescent, and wine coolers.....	02	6104412	12/11	119.697	119.697	121.012	121.012	123.426
Other wines, brandy, and brandy spirits.....	02	6104413	12/11	125.166	125.207	148.357	148.357	149.060
Soft drinks.....	02	62		270.122	268.594	269.481	266.050	286.817
Soft drinks, non-carbonated and bottled water.....	02	6206		239.362	237.140	237.658	230.354	259.469
Bottled water, non-carb, processed or pasteurized.....	02	620608	12/03	113.331	113.487	113.725	114.577	116.699
Soft drinks, non-carbonated.....	02	620609		263.675	259.939	260.518	247.880	294.438
Soft drinks, non-carbonated, all other types.....	02	6206093	12/07	123.412	124.674	125.674	125.646	130.094
Soft drinks, non-carbonated, fruit drinks, cocktails, ades.....	02	6206094	12/11	148.898	143.705	143.285	130.119	166.138
Soft drinks, bottle/can, carbonated, all types.....	02	6210	12/11	155.076	154.640	155.284	155.476	162.128
Soft drinks, bottle/can, carbonated, all types.....	02	621001	12/11	155.076	154.640	155.284	155.476	162.128
Packaged beverage materials.....	02	63		230.081	232.308	233.760	234.581	238.932
Coffee (whole bean, ground, & instant).....	02	6301		236.812	239.029	240.611	241.564	245.857
Coffee, concentrated, including coffee substitutes.....	02	630103		196.130	196.130	196.130	196.130	196.130
Roasted coffee.....	02	630104	06/88	208.478	210.568	212.059	212.958	216.851
Tea in consumer packages, exc. canned ice tea.....	02	6303		187.390	189.668	190.306	190.306	195.284
Tea in consumer packages, exc. canned ice tea.....	02	630313	12/85	158.898	160.830	161.370	161.370	165.592
Other beverage materials.....	02	64		314.096	314.097	314.060	315.158	322.879
Other beverage materials.....	02	6401		314.096	314.097	314.060	315.158	322.879
Malt and malt byproducts.....	02	640101		153.702	153.705	153.615	153.695	154.641
Liquid beverage bases, excluding use by soft drink bottlers.....	02	640109	12/85	306.727	306.727	306.727	312.325	312.325
Fats and oils.....	02	7		434.884	424.196	434.697	419.822	420.649
Shortening, cooking oil, and margarine.....	02	78		417.636	403.123	414.582	397.273	388.514
Shortening, cooking oil, and margarine.....	02	7801		417.636	403.123	414.582	397.273	388.514
Margarine, butter blends, and butter substitutes.....	02	780109		422.211	421.367	419.846	418.690	-
Shortening and cooking oils.....	02	780115	12/11	138.613	133.296	137.573	131.237	127.756
Other oilseed processing.....	02	7A	12/04	382.972	389.994	388.416	384.810	387.983

See footnotes at end of table.

Table 9. Producer price indexes for commodity and service groupings and individual items, not seasonally adjusted — Continued
 [January 2023, Index base 1982=100, unless otherwise indicated]

Title	Commodity code		Other index base	Unadjusted index ¹				
	Group code	Item code		Sept. 2022	Oct. 2022 ^P	Nov. 2022 ^P	Dec. 2022 ^P	Jan. 2023 ^P
Other oilseed processing.....	02	7A01	12/04	382.972	389.994	388.416	384.810	387.983
Cotton linters.....	02	7A0104	12/11	64.064	66.916	67.012	67.269	67.226
Cottonseed cake, meal, hulls, and other byproducts.....	02	7A0105	12/11	125.424	135.546	135.139	128.744	129.206
Cottonseed cake and meal.....	02	7A01051	12/11	133.879	149.249	148.055	137.753	138.738
Other crude and refined vegetable oils and other vegetable mill products.....	02	7A0106	12/11	197.016	198.486	195.452	196.057	195.088
Other crude vegetable oils, including linseed, peanut, sunflower, safflower, etc.....	02	7A01061	12/11	240.188	242.837	240.740	242.319	239.573
Other vegetable oil mill products, including all oil seed cake and meal.....	02	7A01063	12/11	118.044	119.280	116.045	114.931	115.018
Corn oil, crude and refined.....	02	7B	01/16	243.148	239.011	249.074	241.797	255.303
Corn oil, made by wet milling.....	02	7B01	01/16	243.148	239.011	249.074	241.797	255.303
Corn oil, made by wet milling.....	02	7B0101	01/16	243.148	239.011	249.074	241.797	255.303
Miscellaneous processed foods.....	02	8		283.879	290.891	293.395	296.859	297.075
Canned jams, jellies, and preserves.....	02	81		239.154	239.249	239.320	239.127	242.890
Canned jams, jellies, and preserves.....	02	8101		239.154	239.249	239.320	239.127	242.890
Canned jams, jellies, and preserves.....	02	810102	12/87	211.672	211.756	211.819	211.648	214.978
Pickles and other pickled products, including horseradish.....	02	82		307.418	309.503	311.339	311.310	311.310
Pickles and other pickled products.....	02	8201		307.418	309.503	311.339	311.310	311.310
Pickles and other pickled products, including horseradish.....	02	820106	12/86	274.766	276.629	278.269	278.244	278.244
Specialty canning.....	02	84		319.812	320.507	321.219	322.355	325.821
Specialty canning.....	02	8401		319.812	320.507	321.219	322.355	325.821
Canned dry beans.....	02	840102	12/82	197.409	198.444	200.296	203.769	203.831
Canned soups and stews, excluding frozen and seafood.....	02	840104	12/82	445.899	445.861	446.560	446.560	446.560
Canned baby foods and other canned specialties/nationality foods.....	02	840105	06/08	144.972	146.169	145.580	145.763	152.520
Frozen specialty food.....	02	85		223.213	223.265	224.340	225.571	226.712
Frozen specialty food.....	02	8501		223.213	223.265	224.340	225.571	226.712
Frozen cakes, pies, and other pastries.....	02	850109	12/82	322.445	325.682	323.191	325.967	329.621
Frozen dinners (beef, pork, and poultry pies) and nationality foods, incl. frozen pizza.....	02	850111	12/82	180.568	179.891	181.818	182.802	183.748
Other frozen specialties, incl. all whipped topping, waffles, soups, etc., excluding seafood.....	02	850113	12/82	277.278	277.535	277.790	278.082	276.752
Prepared sauces, except tomato.....	02	86		226.404	230.304	231.416	231.416	231.416
Prepared sauces, excluding tomato-based sauces and sauces comprised of 20 percent or more meat.....	02	8601		226.404	230.304	231.416	231.416	231.416
Prepared sauces, excluding tomato-based sauces and sauces comprised of 20 percent or more meat.....	02	860103	12/86	187.769	191.003	191.925	191.925	191.925
Other miscellaneous processed foods.....	02	89		301.170	305.307	309.539	311.229	311.927
Other miscellaneous processed foods.....	02	8901		301.170	305.307	309.539	311.229	311.927
Mayonnaise, salad dressings, and sandwich spreads.....	02	890102	12/86	295.496	294.968	294.982	295.685	295.685
Dry mix food preparations.....	02	890148	06/91	155.383	157.117	157.117	158.390	158.390
Perishable non-frozen prepared food, including tortillas.....	02	890149	06/91	182.268	194.543	204.822	208.057	202.219
Perishable prepared foods.....	02	8901492	12/07	129.195	139.801	148.314	151.370	146.033
Flavoring extracts, emulsions, liquid flavors, and food colorings.....	02	890151	12/85	339.704	339.704	339.704	339.704	339.704
Other flavoring agents, except chocolate syrup.....	02	890154	12/00	162.333	162.288	160.606	161.072	168.247
Soft drink flavoring syrup, sold in bulk.....	02	89015411	12/11	144.621	144.621	144.621	144.621	155.125
Other flavoring agents (except chocolate syrups).....	02	89015412	12/11	126.703	127.914	127.914	127.914	132.321
Table salt (evaporated), pepper (white and black), and other spices.....	02	890156	06/91	278.547	279.755	279.725	278.784	278.611
Pepper and other spices in commercial sizes (1 lb or more).....	02	8901566	05/17	110.346	110.747	110.653	110.806	110.561
Peanut butter.....	02	890158	06/91	160.545	158.450	158.737	156.647	157.430
Ice.....	02	890161	12/85	251.345	269.848	272.834	287.360	287.360
Dairy product substitutes.....	02	890162	06/92	184.584	183.460	185.328	190.124	205.484
Dry, condensed, and evaporated dairy product substitutes.....	02	8901621	12/09	-	-	-	-	127.596
Liquid dairy product substitutes.....	02	8901622	12/09	121.284	119.336	117.240	124.547	143.275
Chips (potato, corn, etc.).....	02	890172	12/85	267.450	270.924	275.277	275.277	275.277
Potato chips and sticks, plain and flavored.....	02	8901721	12/07	145.923	149.757	152.342	152.342	152.342
Corn chips and related products.....	02	8901722	12/07	189.948	191.738	196.915	196.915	196.915
Other chips, sticks (hard pretzels, bacon rinds, popcorn (except candied), etc.).....	02	8901723	12/07	169.245	169.245	169.253	169.253	169.253
Vinegar and cider.....	02	890174	12/85	194.379	194.379	194.379	194.379	194.379
Other food preparations.....	02	890175	12/85	-	-	-	-	309.086
Prepared animal feeds.....	02	9		262.383	257.967	259.373	258.678	259.915
Soybean cake, meal, and other byproducts.....	02	92		158.104	150.182	152.260	152.083	155.589
Soybean cake, meal, and byproducts.....	02	9201		158.104	150.182	152.260	152.083	155.589
Soybean cake, meal, and byproducts.....	02	920112	12/04	192.848	183.184	185.719	185.503	189.780
Soybean cake and meal.....	02	9201121	12/09	104.340	100.536	99.164	100.440	102.710
Other soybean products, including isolates and concentrates.....	02	9201122	12/09	231.699	191.203	249.869	221.389	227.162

See footnotes at end of table.

Table 9. Producer price indexes for commodity and service groupings and individual items, not seasonally adjusted — Continued

[January 2023, Index base 1982=100, unless otherwise indicated]

Title	Commodity code		Other index base	Unadjusted index ¹				
	Group code	Item code		Sept. 2022	Oct. 2022 ^P	Nov. 2022 ^P	Dec. 2022 ^P	Jan. 2023 ^P
Formula feeds.....	02	93		301.550	295.795	294.887	293.600	295.644
Formula feeds.....	02	9301		301.550	295.795	294.887	293.600	295.644
Chicken and turkey feed, supplements, concentrates, and premixes.	02	930102	12/86	308.575	298.742	296.189	295.237	298.815
Dairy cattle feed, supplements, concentrates, and premixes.....	02	930110	12/11	142.032	140.573	140.877	143.597	144.453
Swine feed, supplements, concentrates, and premixes.....	02	930115	12/11	133.849	130.144	129.981	125.302	126.019
Beef cattle feed, supplements, concentrates, and premixes.....	02	930117	12/11	137.448	138.084	138.141	134.337	135.116
Poultry, exc. chicken and turkey, and livestock, exc. cattle and swine, feed.....	02	930118	12/86	360.235	360.966	361.646	362.307	360.102
Miscellaneous feedstuffs.....	02	94		342.506	341.555	344.509	343.815	343.336
Pet food.....	02	9402		334.178	334.302	336.871	337.283	338.400
Dog and cat food.....	02	940202	12/85	286.005	286.084	288.685	288.904	289.892
Dog food.....	02	9402021	12/10	147.402	147.458	149.269	149.423	150.046
Canned dog food.....	02	94020211	12/10	159.666	159.666	159.765	159.765	159.765
Dry and semi moist dog food.....	02	94020214	12/11	136.909	136.984	139.375	139.581	140.287
Cat food.....	02	9402022	12/10	146.617	146.617	146.685	146.685	146.913
Canned cat food.....	02	94020224	12/11	157.472	157.472	157.490	157.490	157.490
Dry and semi moist cat food.....	02	94020225	12/10	128.920	128.920	129.060	129.060	129.316
Pet (excluding dog and cat), laboratory, and fur animal feed.....	02	940203	12/85	283.174	283.507	282.310	283.788	284.312
Miscellaneous feedstuffs other than pet food.....	02	9403		341.316	338.669	342.118	339.666	337.692
Meat meal and meat and bone meal.....	02	940301		223.950	198.222	204.416	215.156	217.778
Wet process corn byproducts.....	02	940317	06/85	220.877	223.898	227.396	226.894	226.583
Other animal feeds, including fertilizer byproducts and feather.....	02	940325	12/97	233.023	225.573	219.897	222.126	219.209
Animal and marine feed and fertilizer byproducts, except meat and bone meal.....	02	9403252	06/09	120.493	113.371	107.255	110.807	106.865
Other prepared animal feeds, including feeding materials and adjuncts.....	02	9403253	06/09	139.534	138.568	138.570	137.339	137.568
Miscellaneous byproducts of slaughtering plants.....	02	940333	06/01	625.524	639.423	656.224	631.045	623.603
Distillers' dried grains (dark and light) and dried solubles.....	02	940334	12/22	—	—	—	100.000	101.989
Textile products and apparel.....	03	—		187.633	186.963	186.767	185.371	185.410
Synthetic fibers.....	03	1		165.019	165.207	164.946	162.940	166.122
Unprocessed filament yarns.....	03	15		170.991	171.187	170.915	168.837	172.134
Noncellulosic and cellulosic organic fibers.....	03	1504	05/22	105.432	105.553	105.386	104.104	106.137
Noncellulosic fibers.....	03	150401		155.893	156.071	155.824	153.929	157.868
Noncellulosic organic fibers.....	03	1504014	06/05	143.643	143.856	143.560	141.289	140.870
Polyester manufactured fibers.....	03	15040147	06/11	137.722	140.095	138.964	134.493	132.694
Other noncellulosic organic fibers, incl. polyamide, polyolefin, and producer-textured.....	03	15040149	06/11	128.852	128.384	128.376	127.037	127.377
Processed yarns and threads.....	03	2		200.991	193.269	190.081	183.893	177.425
Yarns.....	03	26		194.433	186.804	183.654	177.541	171.152
Spun cotton yarns.....	03	2601		185.986	173.055	167.957	157.438	147.309
Spun cotton yarns.....	03	260115	05/22	98.680	91.819	89.114	83.533	78.159
Spun synthetic yarns.....	03	2603		198.801	181.992	177.798	165.214	160.866
Spun synthetic yarns.....	03	260304	12/94	178.192	163.125	159.366	148.087	144.189
Rayon, acetate, and lyocell spun yarns.....	03	2603041	06/08	147.570	146.904	146.904	146.904	—
Textured and twisted yarns.....	03	2604	12/88	187.589	187.611	186.497	187.024	183.799
Textured and twisted yarns.....	03	260405	05/22	99.316	99.327	98.738	99.017	97.309
Other spun noncellulosic and natural fiber (excluding cotton and wool) yarns.....	03	2607	06/08	155.239	151.403	149.835	145.649	139.667
Other spun noncellulosic and natural fiber (excluding cotton and wool) yarns.....	03	260701	06/08	155.239	151.403	149.835	145.649	139.667
Greige fabrics.....	03	3		174.309	173.542	171.511	171.509	172.913
Greige broadwoven fabrics.....	03	37		171.026	170.775	170.426	170.423	170.699
Greige manmade, silk, and other natural fiber (exc cotton/wool) broadwoven fabrics.....	03	3703		167.637	167.734	167.541	167.911	168.571
Greige manmade, silk, and other natural fiber (exc cotton/wool) broadwoven fabrics.....	03	370304	12/94	147.304	147.389	147.220	147.544	148.125
Greige knit fabrics.....	03	38		197.627	197.627	197.098	197.098	197.372
Weft (circular) knit fabrics, greige goods (excluding hosiery).....	03	3803		177.319	177.319	177.319	177.319	177.319
Weft (circular) knit fabrics, greige goods (excluding hosiery).....	03	380301		177.319	177.319	177.319	177.319	177.319
Warp knit fabrics, greige goods (excluding hosiery).....	03	3804		226.861	226.861	225.352	225.352	225.910
Warp knit fabrics, greige goods (excluding hosiery).....	03	380401		226.861	226.861	225.352	225.352	225.910
Tire cord and tire fabric.....	03	39	06/84	169.019	167.012	161.215	161.215	166.125
Tire cord and tire fabrics.....	03	3901	06/84	169.019	167.012	161.215	161.215	166.125
Tire cord and tire fabrics.....	03	390101	06/84	169.019	167.012	161.215	161.215	166.125
Finished fabrics.....	03	4		204.739	204.023	204.718	203.623	204.025
Finished broadwoven fabrics.....	03	42		235.949	232.687	233.001	226.141	220.873
Finished cotton broadwoven fabrics.....	03	4201		210.556	203.517	205.523	206.644	208.655

See footnotes at end of table.

Table 9. Producer price indexes for commodity and service groupings and individual items, not seasonally adjusted — Continued

[January 2023, Index base 1982=100, unless otherwise indicated]

Title	Commodity code		Other index base	Unadjusted index ¹				
	Group code	Item code		Sept. 2022	Oct. 2022 ^P	Nov. 2022 ^P	Dec. 2022 ^P	Jan. 2023 ^P
Finished cotton broadwoven fabrics.....	03	420104	12/94	186.444	180.211	181.987	182.979	184.761
Finished manmade, silk, and other natural fiber (exc. cotton and wool) broadwoven fabrics.....	03	4203		252.581	250.696	250.330	239.799	230.016
Finished manmade, silk, and other natural fiber (exc. cotton and wool) broadwoven fabrics.....	03	420306	12/94	207.950	206.398	206.096	197.426	189.372
Finished manmade, silk, & natural fiber (exc cotton/wool) broadwoven, finished in weaving mills.....	03	4203061	06/10	123.032	122.996	123.202	123.582	123.804
Finished manmade fiber, silk and other natural fiber broadwoven fabrics, finishing mill.....	03	4203062	06/10	207.724	205.418	204.787	191.406	179.219
Woven and braided narrow fabrics.....	03	44		255.881	257.378	257.225	259.087	265.554
Woven and braided narrow fabrics.....	03	4402	06/84	255.881	257.379	257.226	259.088	265.554
Woven narrow fabrics (12 inches or less in width).....	03	440204	12/89	218.558	216.825	216.626	219.109	225.765
Braided narrow fabrics (12 inches or less in width).....	03	440205	12/08	221.409	228.140	228.131	228.131	227.148
Nonwoven fabrics and felts.....	03	45		209.860	208.231	208.398	208.330	209.974
Nonwoven fabrics and felts.....	03	4503		209.860	208.231	208.398	208.330	209.974
Nonwoven fabrics.....	03	450321		208.757	207.045	207.072	207.063	208.831
Pressed, punched, or needled felts, excluding hats.....	03	450333	12/01	139.271	139.401	141.357	140.544	140.184
Coated fabrics, not rubberized.....	03	46	06/85	252.871	253.720	254.207	253.663	255.709
Coated fabrics, not rubberized.....	03	4601	06/85	252.871	253.720	254.207	253.663	255.709
Vinyl coated fabrics, including expanded vinyl coated.....	03	460102	06/85	245.783	247.447	246.334	246.322	246.846
Coated or laminated fabrics and coated yarns, incl. impregnated fabrics.....	03	460103	06/85	259.671	260.235	261.316	260.569	263.279
Screen printed textile materials, embroideries, and lace goods.....	03	47	06/85	217.317	217.501	219.803	219.785	220.406
Screen printed textile and apparel materials and embroideries.....	03	4701	06/85	217.573	217.758	220.077	220.058	220.683
Embroideries (excluding Schiffli machine products) and embroidery contractors.....	03	470103	12/11	127.470	127.492	128.190	128.229	128.962
Screen printing on garments, apparel accessories, and other fabric articles, excluding labels.....	03	470108	12/85	217.881	218.106	220.737	220.698	221.184
Knit fabrics, finished in knitting mills.....	03	48	12/03	165.401	168.390	168.359	169.571	171.688
Weft (circular) knit fabrics, knit and finished in the same establishment (excluding hosiery).....	03	4801	12/03	191.485	198.641	198.654	198.740	198.740
Weft (circular) knit fabrics, knit and finished in the same establishment (excluding hosiery).....	03	480101	12/03	191.485	198.641	198.654	198.740	198.740
Warp knit goods, knit and finished in the same establishment.....	03	4802	12/03	144.258	144.258	144.197	146.184	150.240
Warp knit goods, knit and finished in the same establishment.....	03	480201	12/03	144.258	144.258	144.197	146.184	150.240
Warp knit fabrics, knit and finished in same establishment.....	03	4802011	06/08	160.609	160.609	160.609	162.845	167.452
Apparel & other fabricated textile prods.....	03	8		173.514	174.283	174.960	175.116	176.447
Apparel.....	03	81		155.634	155.567	155.749	155.760	156.496
Miscellaneous apparel and accessories.....	03	8104	12/83	219.159	219.166	219.405	219.505	223.280
Men's and boys' fabric, straw, and felt hats, made from purchased materials.....	03	810414	12/09	168.253	168.253	168.253	168.253	168.253
Hat bodies and fabric caps, made from purchased materials.....	03	810416	12/09	177.929	177.929	177.929	177.929	183.434
Gloves and mittens, made from purchased materials.....	03	810424	12/11	142.959	144.016	144.016	144.016	146.705
Leather and sheep-lined apparel, made from purchased materials.....	03	810428	12/03	191.861	191.861	195.059	195.059	198.113
Apparel and accessories, n.e.c.....	03	810441	12/85	185.061	184.917	185.003	185.124	189.094
Fabricated apparel accessories.....	03	8104412	06/09	144.634	144.673	144.673	144.971	144.971
All other apparel accessories, made from purchased materials.....	03	81044125	12/11	137.792	137.792	137.792	138.157	138.157
Women's, girls', and infants' cut and sew apparel.....	03	8106	12/03	108.720	108.605	108.557	108.548	108.548
Women's and girls' blouses and shirts, made from purchased fabrics.....	03	810603	12/22	-	-	-	100.000	100.000
Women's and girls' dresses, made from purchased fabrics.....	03	810611	12/03	103.129	103.129	103.129	103.129	103.129
Women's and girls' lingerie and nightwear, made from purchased fabrics.....	03	810647		-	-	-	-	160.365
Women's and girls' other outerwear, made from purchased fabrics.....	03	810661	12/22	-	-	-	100.000	100.000
Men's and boys' cut and sew apparel.....	03	8107	12/03	135.135	135.126	135.833	135.833	136.132
Men's and boys' pants, except work pants, made from purchased fabrics.....	03	810703	12/22	-	-	-	100.000	100.000
Men's and boys' work clothing, made from purchased fabrics.....	03	810713	12/22	-	-	-	100.000	100.000
Men's and boys' shirts, except work shirts, made from purchased fabrics.....	03	810723	12/22	-	-	-	100.000	100.000
Men's and boys' suits, coats, and overcoats, made from purchased fabrics.....	03	810735	12/13	119.486	119.486	119.486	119.486	119.486
Men's and boys' other outerwear, made from purchased fabrics.....	03	810744	12/22	-	-	-	100.000	101.921
Men's and boys' nightwear, robes, and underwear, made from purchased fabrics.....	03	810761	12/03	161.145	161.145	161.145	161.145	161.145
Apparel made in knitting mills.....	03	8108	12/03	122.646	122.647	122.647	122.647	122.438
Knit outerwear, underwear, and nightwear, made in knitting mills.....	03	810808	05/16	107.682	107.682	107.682	107.682	107.682
Hosiery and socks.....	03	810831	05/20	106.952	106.953	106.953	106.953	106.711
Textile house furnishings.....	03	82		178.551	181.921	181.921	181.921	182.042
Textile house furnishings.....	03	8203	06/83	192.321	195.952	195.952	195.952	196.082
Curtains and draperies, made from purchased materials.....	03	820304	12/05	142.249	149.462	149.462	149.462	149.462

See footnotes at end of table.

Table 9. Producer price indexes for commodity and service groupings and individual items, not seasonally adjusted — Continued
 [January 2023, Index base 1982=100, unless otherwise indicated]

Title	Commodity code		Other index base	Unadjusted index ¹				
	Group code	Item code		Sept. 2022	Oct. 2022 ^P	Nov. 2022 ^P	Dec. 2022 ^P	Jan. 2023 ^P
Other textiles, including towels and bed textiles.....	03	820312	06/05	144.356	145.836	145.836	145.836	145.968
Fabricated textile products, made in weaving mills.....	03	8203121	06/11	108.189	104.564	104.566	104.566	105.586
Other household textile products.....	03	8203122	06/11	129.655	131.252	131.252	131.252	131.252
Bedspreads, made from purchased materials.....	03	82031221	12/11	139.542	139.542	139.542	139.542	139.542
Sheets and pillowcases, made from purchased materials.....	03	82031223	12/11	157.610	157.610	157.610	157.610	157.610
Other household furnishings, made from purchased materials.....	03	82031226	12/11	124.286	126.150	126.150	126.150	126.150
Industrial and other fabricated products.....	03	83		210.080	210.653	212.402	212.849	215.480
Industrial and other fabricated products.....	03	8303		209.259	209.830	211.572	212.017	214.637
Rope, cordage, and twine.....	03	830321	06/12	130.272	129.274	129.024	128.458	132.253
All other textile bags.....	03	830334	06/10	145.657	145.591	145.821	145.716	153.017
Canvas and related products.....	03	830345	06/03	178.722	179.971	179.971	180.866	180.866
All other fabricated textile products, excluding trimming and findings.....	03	830351	12/85	162.252	162.630	163.542	165.714	168.539
All other miscellaneous fabricated textile products.....	03	8303516	09/18	118.831	119.224	122.022	122.428	125.615
Trimming and findings, excluding automobile and apparel.....	03	830361	12/06	195.240	195.240	195.240	182.490	195.257
Miscellaneous textile products/services.....	03	9	06/85	209.712	214.015	213.340	212.831	205.596
Miscellaneous textile products/services.....	03	94	09/18	143.299	146.239	145.778	145.430	140.486
Miscellaneous textile products/services.....	03	9401	09/18	143.299	146.239	145.778	145.430	140.486
Textile and fabric finishing, except broadwoven.....	03	940103	12/01	180.973	185.381	184.852	183.776	176.322
Hides, skins, leather, and related products.....	04	—		178.109	179.675	176.645	176.286	177.938
Hides and skins, incl. cattle.....	04	1		116.741	121.155	111.608	111.558	110.686
Hides and skins, incl. cattle.....	04	19	06/01	53.447	55.467	51.097	51.074	50.675
Hides, skins, and pelts, made in slaughtering plants.....	04	1901	06/01	53.447	55.467	51.097	51.074	50.675
Hides, skins, and pelts, made in slaughtering plants.....	04	190108	06/01	53.447	55.467	51.097	51.074	50.675
Leather.....	04	2		204.222	202.694	200.750	198.324	200.933
Finished and unfinished leather.....	04	27	12/97	111.955	111.117	110.052	108.722	110.152
Finished and unfinished leather.....	04	2701	12/97	111.955	111.117	110.052	108.722	110.152
Finished and unfinished leather.....	04	270102	12/03	93.390	92.691	91.802	90.693	91.886
Footwear.....	04	3		245.724	247.426	248.142	248.142	248.142
Men's nonathletic footwear.....	04	31		284.945	287.317	288.476	288.476	288.476
Men's footwear (size 6 and larger), excluding athletic.....	04	3105	12/93	198.712	200.366	201.174	201.174	201.174
Men's footwear (size 6 and larger), excluding athletic.....	04	310501	12/93	198.862	200.518	201.326	201.326	201.326
Women's nonathletic footwear.....	04	32		191.125	192.023	192.131	192.131	192.131
Women's footwear (size 4 and larger), excluding athletic.....	04	3205	12/93	149.427	150.129	150.213	150.213	150.213
Women's footwear (size 4 and larger), excluding athletic.....	04	320501	12/93	149.345	150.047	150.131	150.131	150.131
Other footwear including slippers.....	04	39	12/02	172.660	172.660	172.660	172.660	172.660
Other footwear, excluding rubber and plastic soled footwear.....	04	3901	12/02	172.660	172.660	172.660	172.660	172.660
Other footwear, excluding rubber and plastic soled footwear.....	04	390104	12/11	153.462	153.462	153.462	153.462	153.462
Other leather and related products.....	04	4		211.715	211.955	212.124	212.276	217.585
Luggage and small leather goods.....	04	41		190.168	190.268	190.268	190.295	195.282
Luggage and small leather goods.....	04	4101		190.168	190.268	190.268	190.295	195.282
Luggage (including suitcases, travel bags, backpacks, and other types).....	04	410112	12/84	143.184	143.184	143.184	143.184	150.672
Women's and children's handbags and purses.....	04	410128	06/82	195.851	196.103	196.103	196.171	196.171
Personal leather goods (excluding women's handbags and purses).....	04	410132	06/82	200.187	200.187	200.187	200.187	200.625
Leather and leather-like goods, n.e.c.....	04	45	06/85	224.029	224.444	224.838	225.153	230.472
Leather and leather-like goods, n.e.c.....	04	4501	06/85	224.029	224.444	224.838	225.153	230.472
All other leather goods.....	04	450101	06/85	248.371	248.890	249.380	249.774	256.271
Boot and shoe cut stock and findings.....	04	4501011	12/11	117.155	118.639	118.639	118.639	118.639
All other miscellaneous leather goods.....	04	4501014	12/11	151.163	151.163	151.521	151.807	156.252
Leather belts, made from purchased materials.....	04	450111	06/85	176.090	176.090	176.104	176.104	176.127
Fuels and related products and power.....	05	—		283.920	275.288	263.613	242.217	249.462
Coal.....	05	1		307.831	308.819	304.010	281.087	287.006
Coal.....	05	13		307.831	308.819	304.010	281.087	287.006
Coal.....	05	1301		307.831	308.819	304.010	281.087	287.006
Unprepared bituminous coal and lignite (utility sold).....	05	130101		178.789	179.265	178.968	178.484	184.083
Unprepared bituminous coal and lignite from surface mine (utility sold).....	05	1301011	06/08	153.020	153.427	153.173	152.758	154.834
Unprepared bituminous coal and lignite from underground mine (utility sold).....	05	1301012	12/22	—	—	—	100.000	105.654
Prepared bituminous coal and lignite (utility sold).....	05	130102	12/01	346.370	347.489	341.286	311.437	319.707
Prepared bituminous coal & lignite, from surface mine (utility sold).....	05	1301021	06/08	165.623	169.590	171.310	162.523	165.498
Prepared bituminous coal & lignite, from underground mine (utility sold).....	05	1301022	06/08	214.530	215.854	216.093	184.546	190.243
Coal exports.....	05	130103	12/22	—	—	—	100.000	99.533

See footnotes at end of table.

Table 9. Producer price indexes for commodity and service groupings and individual items, not seasonally adjusted — Continued
 [January 2023, Index base 1982=100, unless otherwise indicated]

Title	Commodity code		Other index base	Unadjusted index ¹				
	Group code	Item code		Sept. 2022	Oct. 2022 ^P	Nov. 2022 ^P	Dec. 2022 ^P	Jan. 2023 ^P
Coal non-utility sold (including anthracite).....	05	130104	12/86	352.727	357.037	357.037	357.037	354.665
Gas fuels.....	05	3		329.571	221.247	197.767	247.222	207.907
Natural gas.....	05	31		315.009	203.859	178.276	235.806	190.701
Natural gas.....	05	3101		315.009	203.859	178.276	235.806	190.701
Natural gas.....	05	310105	06/96	399.245	258.373	225.948	298.863	241.696
Natural gas from the wellhead.....	05	3101051	06/09	223.238	144.194	124.500	161.811	109.323
Natural gas from processing facilities.....	05	3101052	06/09	216.169	141.781	134.936	198.111	308.485
Liquefied petroleum gas.....	05	32		234.976	203.582	205.761	179.230	171.866
Liquefied petroleum gas.....	05	3201		234.976	203.582	205.761	179.230	171.866
Isopentane and natural gasoline.....	05	320102	06/09	96.809	102.233	96.931	92.835	106.628
Propane.....	05	320104		217.677	186.134	183.200	142.440	169.090
Butane.....	05	320105		153.958	141.917	143.555	129.677	155.371
Plant condensate, ethane, gas mixtures, and other natural gas liquids...	05	320108	06/09	88.014	72.026	74.795	65.536	55.887
Electric power.....	05	4		265.516	255.598	248.460	250.753	262.556
Residential electric power.....	05	41	12/90	218.794	215.497	212.355	213.312	220.481
Residential electric power.....	05	4121	12/90	218.794	215.497	212.355	213.312	220.481
Residential electric power.....	05	412101	12/90	218.794	215.497	212.355	213.312	220.481
Residential electric power, New England.....	05	4121011	12/07	174.243	188.028	188.028	190.075	217.157
Residential electric power, Middle Atlantic.....	05	4121012	12/07	142.891	145.610	140.758	143.603	144.798
Residential electric power, East North Central.....	05	4121013	12/07	160.498	148.495	148.924	152.720	158.409
Residential electric power, West North Central.....	05	4121014	12/07	160.045	150.785	143.300	137.612	139.513
Residential electric power, South Atlantic.....	05	4121015	12/07	144.297	141.552	139.962	140.967	142.861
Residential electric power, East South Central.....	05	4121016	12/07	153.712	150.707	149.424	151.308	157.859
Residential electric power, West South Central.....	05	4121017	12/07	153.404	149.883	146.624	144.550	148.125
Residential electric power, Mountain.....	05	4121018	12/07	129.190	129.841	126.129	126.198	128.740
Residential electric power, Pacific.....	05	4121019	12/07	207.751	208.054	208.020	208.009	219.450
Commercial electric power.....	05	42		256.537	243.447	233.987	236.111	248.160
Commercial electric power.....	05	4221	12/90	224.540	213.082	204.802	206.661	217.207
Commercial electric power.....	05	422101	12/90	224.540	213.082	204.802	206.661	217.207
Commercial electric power, New England.....	05	4221011	12/07	178.788	180.997	180.997	183.196	206.073
Commercial electric power, Middle Atlantic.....	05	4221012	12/07	161.420	150.359	140.875	147.688	154.326
Commercial electric power, East North Central.....	05	4221013	12/07	147.463	135.940	135.356	138.477	146.173
Commercial electric power, West North Central.....	05	4221014	12/07	156.623	152.602	144.852	137.002	139.691
Commercial electric power, South Atlantic.....	05	4221015	12/07	121.452	120.861	120.685	121.533	125.096
Commercial electric power, East South Central.....	05	4221016	12/07	153.979	143.625	140.352	144.828	149.037
Commercial electric power, West South Central.....	05	4221017	12/07	150.165	145.584	139.554	135.776	140.596
Commercial electric power, Mountain.....	05	4221018	12/07	132.467	133.075	130.433	130.493	134.088
Commercial electric power, Pacific.....	05	4221019	12/07	213.654	191.364	174.281	174.258	189.380
Industrial electric power.....	05	43		304.327	285.264	274.040	279.934	300.938
Industrial electric power.....	05	4321	12/90	255.894	239.865	230.427	235.383	253.044
Industrial electric power.....	05	432101	12/90	255.894	239.865	230.427	235.383	253.044
Industrial electric power, New England.....	05	4321011	12/07	168.832	179.990	206.988	272.218	250.755
Industrial electric power, Middle Atlantic.....	05	4321012	12/07	178.121	175.949	168.002	160.008	165.806
Industrial electric power, East North Central.....	05	4321013	12/07	176.515	153.192	153.672	155.245	165.446
Industrial electric power, West North Central.....	05	4321014	12/07	170.221	160.330	148.779	148.754	153.515
Industrial electric power, South Atlantic.....	05	4321015	12/07	116.204	117.023	116.601	116.880	118.243
Industrial electric power, East South Central.....	05	4321016	12/07	155.610	138.310	135.751	139.087	143.180
Industrial electric power, West South Central.....	05	4321017	12/07	130.601	129.138	129.849	126.963	129.528
Industrial electric power, Mountain.....	05	4321018	12/07	229.060	214.859	166.575	170.167	249.273
Industrial electric power, Pacific.....	05	4321019	12/07	227.392	200.413	180.597	180.550	196.958
Transportation electric power.....	05	46	12/10	126.175	119.631	119.011	119.386	126.192
Transportation electric power.....	05	4621	12/10	126.175	119.631	119.011	119.386	126.192
Transportation electric power.....	05	462111	12/10	126.175	119.631	119.011	119.386	126.192
Utility natural gas.....	05	5	12/90	325.811	310.472	301.951	314.623	338.192
Residential natural gas.....	05	51	12/90	313.823	308.018	303.538	312.514	348.983
Residential natural gas.....	05	5121	12/90	313.823	308.018	303.538	312.514	348.983
Residential natural gas.....	05	512101	12/90	313.823	308.018	303.538	312.514	348.983
Residential natural gas, New England.....	05	5121011	06/12	169.451	172.642	188.242	186.072	185.477
Residential natural gas, Middle Atlantic.....	05	5121012	06/12	149.150	153.136	152.918	154.312	160.859
Residential natural gas, East North Central.....	05	5121013	06/12	186.077	181.533	176.360	180.842	178.514
Residential natural gas, West North Central.....	05	5121014	06/12	177.785	161.466	153.961	172.514	174.675
Residential natural gas, South Atlantic.....	05	5121015	06/12	159.945	156.819	147.330	146.163	149.101
Residential natural gas, East South Central.....	05	5121016	06/12	138.260	141.471	132.549	125.444	124.628
Residential natural gas, West South Central.....	05	5121017	06/12	232.124	224.976	219.045	222.872	221.361
Residential natural gas, Mountain.....	05	5121018	06/12	190.785	197.166	196.794	196.546	205.444
Residential natural gas, Pacific.....	05	5121019	06/12	185.798	173.526	175.617	194.316	323.393

See footnotes at end of table.

Table 9. Producer price indexes for commodity and service groupings and individual items, not seasonally adjusted — Continued
 [January 2023, Index base 1982=100, unless otherwise indicated]

Title	Commodity code		Other index base	Unadjusted index ¹				
	Group code	Item code		Sept. 2022	Oct. 2022 ^P	Nov. 2022 ^P	Dec. 2022 ^P	Jan. 2023 ^P
Commercial natural gas.....	05	52	12/90	330.309	317.999	312.952	328.334	366.586
Commercial natural gas.....	05	5221	12/90	330.309	317.999	312.952	328.334	366.586
Commercial natural gas.....	05	522101	12/90	330.309	317.999	312.952	328.334	366.586
Commercial natural gas, New England.....	05	5221011	06/12	180.063	183.832	201.624	196.814	197.252
Commercial natural gas, Middle Atlantic.....	05	5221012	06/12	150.960	142.963	142.208	146.884	144.973
Commercial natural gas, East North Central.....	05	5221013	06/12	199.555	194.929	193.254	202.352	199.491
Commercial natural gas, West North Central.....	05	5221014	06/12	202.176	177.008	167.215	191.119	189.480
Commercial natural gas, South Atlantic.....	05	5221015	06/12	162.323	160.084	144.994	147.248	147.339
Commercial natural gas, East South Central.....	05	5221016	06/12	171.329	165.054	151.764	146.678	141.140
Commercial natural gas, West South Central.....	05	5221017	06/12	258.509	256.683	239.959	241.360	242.158
Commercial natural gas, Mountain.....	05	5221018	06/12	203.677	213.670	213.274	213.110	223.506
Commercial natural gas, Pacific.....	05	5221019	06/12	222.207	199.239	210.763	246.953	447.712
Industrial natural gas.....	05	53	12/90	288.610	269.108	258.761	269.934	277.831
Industrial natural gas.....	05	5321	12/90	288.610	269.108	258.761	269.934	277.831
Industrial natural gas.....	05	532101	12/90	288.610	269.108	258.761	269.934	277.831
Industrial natural gas, New England.....	05	5321011	09/16	188.164	193.777	211.195	205.531	206.108
Industrial natural gas, Middle Atlantic.....	05	5321012	09/16	172.840	203.688	201.172	207.869	189.497
Industrial natural gas, East North Central.....	05	5321013	06/12	208.548	184.035	181.403	193.520	184.836
Industrial natural gas, West North Central.....	05	5321014	06/12	190.803	182.211	174.188	201.277	204.666
Industrial natural gas, South Atlantic.....	05	5321015	09/16	179.177	172.786	165.603	167.345	173.263
Industrial natural gas, East South Central.....	05	5321016	09/16	179.274	182.451	171.951	169.324	154.214
Industrial natural gas, West South Central.....	05	5321017	09/16	257.456	224.398	196.215	198.480	198.180
Industrial natural gas, Mountain.....	05	5321018	09/16	149.053	150.171	150.174	150.174	159.335
Industrial natural gas, Pacific.....	05	5321019	09/16	138.366	129.345	144.907	156.432	202.396
Natural gas to electric power.....	05	54	12/90	292.834	269.583	257.286	271.128	274.172
Natural gas to electric power.....	05	5421	12/90	292.834	269.583	257.286	271.128	274.172
Natural gas to electric power.....	05	542101	12/90	292.834	269.583	257.286	271.128	274.172
Crude petroleum (domestic production).....	05	6		241.987	247.665	241.614	208.531	204.019
Crude petroleum (domestic production).....	05	61		241.987	247.665	241.614	208.531	204.019
Crude petroleum (domestic production).....	05	6101		241.987	247.665	241.614	208.531	204.019
Crude petroleum (domestic production).....	05	610102	06/84	263.558	269.742	263.151	227.119	222.205
Petroleum products, refined.....	05	7		360.701	381.193	362.604	286.248	307.918
Gasoline.....	05	71		281.174	293.865	269.969	217.956	241.035
Unleaded premium gasoline.....	05	7103		316.425	324.231	308.715	242.518	264.780
Unleaded premium gasoline.....	05	710304	06/02	358.483	367.327	349.749	274.753	299.974
Unleaded regular gasoline.....	05	7104		272.651	286.523	261.420	212.219	235.730
Unleaded regular gasoline.....	05	710404	06/02	327.624	344.292	314.129	255.007	283.259
Unleaded mid-premium gasoline.....	05	7105	12/87	474.297	489.888	451.154	363.867	408.223
Unleaded mid-premium gasoline.....	05	710504	06/02	324.355	335.018	308.529	248.836	279.170
Kerosene and jet fuels.....	05	72		367.600	370.972	362.673	298.050	332.764
Kerosene.....	05	7202		396.264	399.779	391.884	308.717	331.081
Kerosene.....	05	720201		396.281	399.797	391.902	308.730	331.096
Jet fuel.....	05	7203		367.214	370.588	362.250	298.323	333.951
Jet fuel.....	05	720301		370.038	373.438	365.036	300.617	336.519
Light fuel oils.....	05	73		512.191	565.417	544.954	394.700	421.589
Home heating oil and distillates.....	05	7302		339.342	374.928	345.843	296.858	305.281
Home heating oil and distillates.....	05	730201		339.342	374.928	345.843	296.858	305.281
No. 2 diesel fuel.....	05	7303		548.658	605.641	585.306	419.191	448.818
No. 2 diesel fuel.....	05	730302	06/85	686.784	758.113	732.659	524.723	561.809
Residual fuels (heavy fuel oils, incl. #5, #6, & other residual fuels).....	05	74		241.377	198.057	211.467	204.320	172.530
Residual fuels (heavy fuel oils, incl. #5, #6, & other residual fuels).....	05	7407	06/85	354.586	290.948	310.647	300.148	253.448
Residual fuels (heavy fuel oils, incl. #5, #6, & other residual fuels).....	05	740703	06/02	313.386	257.142	274.553	265.274	224.000
Finished lubricants.....	05	76		604.069	613.213	615.169	614.939	612.093
Lubricating and similar oils.....	05	7604	06/85	580.605	589.938	591.972	591.733	588.438
Lubricating and similar oils not from petroleum refineries.....	05	760401	06/85	562.209	571.246	573.216	572.984	569.793
Lubricating oil base stocks.....	05	78	06/09	242.322	235.947	226.158	217.545	215.906
Lubricating oil base stocks.....	05	7801	06/09	242.322	235.947	226.158	217.545	215.906
Lubricating oil base stocks.....	05	780121	06/09	242.322	235.947	226.158	217.545	215.906
Asphalt and other petroleum and coal products, n.e.c.....	05	8	12/84	462.707	505.156	528.137	477.521	455.077
Asphalt and other petroleum and coal products, n.e.c.....	05	81	12/84	462.707	505.156	528.137	477.521	455.077
Asphalt.....	05	8102	06/85	358.686	332.137	308.041	191.574	233.152
Asphalt.....	05	810212	06/85	358.686	332.137	308.041	191.574	233.152
Other petroleum and coal products, including coke oven products, n.e.c.....	05	8103	12/84	813.467	1,003.667	1,125.540	1,186.678	1,076.108
Other petroleum and coal products, including coke oven products, n.e.c.....	05	810319	12/84	813.467	1,003.667	1,125.540	1,186.678	1,076.108

See footnotes at end of table.

Table 9. Producer price indexes for commodity and service groupings and individual items, not seasonally adjusted — Continued
 [January 2023, Index base 1982=100, unless otherwise indicated]

Title	Commodity code		Other index base	Unadjusted index ¹				
	Group code	Item code		Sept. 2022	Oct. 2022 ^P	Nov. 2022 ^P	Dec. 2022 ^P	Jan. 2023 ^P
Other petroleum and coal products, made in coke oven establishments.....	05	8103191	06/09	200.096	198.955	197.218	196.628	196.812
Chemicals and allied products.....	06	—		367.320	363.554	361.332	358.875	358.159
Industrial chemicals.....	06	1		348.660	341.308	337.500	336.080	331.009
Basic inorganic chemicals.....	06	13		388.317	393.998	389.049	389.605	396.694
Inorganic chemicals, other than alkalis and chlorine.....	06	1302		352.378	351.751	344.422	346.256	353.349
Aluminum compounds.....	06	130209	06/95	139.868	139.868	139.868	139.868	133.966
Inorganic acids, inc. hydrochloric, sulfuric acid, and other.....	06	13020T	12/08	153.603	153.137	121.448	119.120	118.924
Sulfuric acid.....	06	13020T1	06/87	302.824	297.574	208.812	205.684	205.122
Lime.....	06	130213		345.884	353.829	359.427	358.026	422.775
Potassium and sodium compounds, excluding bleaches, alkalis, and alum.....	06	130217	06/01	422.313	437.555	449.486	464.025	467.948
Rock salt.....	06	130271	12/84	401.449	401.449	401.771	401.771	402.444
Other inorganic chemicals, nec.....	06	130283	12/06	178.603	175.558	177.448	178.803	182.769
All other inorganic chemicals.....	06	1302833	12/08	123.071	121.392	122.054	123.541	127.176
Alkalies and chlorine, including natural sodium carbonate and sulfate.....	06	1303		561.641	586.145	586.985	584.043	591.671
Chlorine, sodium hydroxide, and other alkalis.....	06	130302	06/05	291.839	305.790	306.301	304.844	309.143
Sodium hydroxide (caustic soda).....	06	1303024	12/07	233.452	241.293	241.593	240.095	244.994
Other alkalis.....	06	1303028	12/11	176.961	181.884	182.326	181.919	182.161
Basic organic chemicals.....	06	14		343.554	334.123	330.482	328.747	321.176
Primary basic organic chemicals.....	06	1401		315.124	289.009	278.584	279.591	270.759
Aromatics.....	06	140197	06/01	245.542	240.241	253.656	229.761	213.670
Liquid refinery gases.....	06	140198	06/01	310.885	278.360	258.633	270.263	265.019
Cyclic intermediate chemicals and dyes.....	06	1402		300.797	301.060	300.654	300.434	300.307
Cyclic intermediate chemicals.....	06	140281	06/01	284.492	284.752	284.367	284.054	283.951
Synthetic organic dyes.....	06	140282	06/01	129.781	129.821	129.654	130.209	130.094
Other basic organics.....	06	1403		322.963	323.494	323.938	320.697	314.076
Ethanol (ethyl alcohol).....	06	140341		314.176	306.564	321.118	303.085	292.043
Other basic organics, n.e.c.....	06	140399	06/87	317.676	320.662	316.817	318.141	313.283
Fatty acids.....	06	1403991	12/07	270.086	254.535	257.859	244.805	249.924
Bulk pesticides and other bulk synthetic organic agricultural chemicals, excluding preparation.....	06	1403992	12/07	290.500	290.500	290.500	290.500	284.345
Industrial organic flavor oil mixtures and blends.....	06	1403993	12/08	463.424	463.424	463.424	463.424	463.496
Natural organic chemicals.....	06	1403995	12/08	145.986	159.416	158.775	158.460	161.437
Synthetic organic chemicals for use as flavor and perfume materials.....	06	1403997	12/07	137.182	133.143	133.143	133.143	132.128
Synthetic organic plasticizers.....	06	1403999	12/07	171.628	165.325	163.658	146.494	153.560
Other synthetic organic chemicals.....	06	140399A	12/07	111.785	111.935	109.360	109.545	105.324
Miscellaneous end use chemicals and chemical products, excluding urea.....	06	140399B	12/07	217.072	222.237	220.217	227.915	220.113
Miscellaneous cyclic and acyclic chemicals and chemical products, excluding fatty acid esters.....	06	140399C	12/07	146.047	148.854	145.551	143.813	145.291
Paints and allied products.....	06	2		405.650	405.150	410.119	411.521	413.513
Prepared paint.....	06	21		422.206	424.011	424.567	425.984	427.209
Architectural coatings.....	06	2101		500.888	506.400	506.379	508.893	509.063
Architectural coatings.....	06	210104	12/03	274.784	277.808	277.796	279.175	279.268
Exterior architectural coatings.....	06	2101041	12/12	179.801	182.102	182.083	184.475	184.647
Interior architectural coatings.....	06	2101042	12/12	152.229	153.739	153.739	153.739	153.739
OEM finishes excluding marine coatings.....	06	2102	06/83	265.543	266.347	267.206	267.998	268.815
OEM finishes excluding marine coatings.....	06	210201	06/83	265.543	266.347	267.206	267.998	268.815
Transportation finishes, except powdered and high-solids coatings.....	06	2102011	12/12	119.507	121.386	122.248	123.624	126.206
All other product finishes for original equipment manufacturers (OEM), excluding marine coating.....	06	2102012	12/12	148.647	148.436	148.710	148.710	148.447
Special purpose coatings, incl. marine, industrial & construction coatings.....	06	2103	06/83	556.673	553.089	554.008	554.443	559.383
Special purpose coatings, incl. marine, industrial & construction coatings.....	06	210301	06/83	556.673	553.089	554.008	554.443	559.383
Paint materials.....	06	22		343.300	337.151	354.421	355.955	360.861
Paint colors.....	06	2202		288.657	282.901	299.070	300.507	300.507
All other inorganic pigments, including TiO2, chrome colors, and other white opaque pigments.....	06	22020N	09/21	128.197	126.165	133.876	133.876	133.876
Synthetic organic pigments, lakes, and toners.....	06	220298	06/87	192.832	185.917	193.624	198.312	198.312
Kaolin and ball clay.....	06	2204		248.904	248.904	248.904	248.904	282.657
Kaolin and ball clay.....	06	220407		285.364	285.364	285.364	285.364	324.060
Allied and miscellaneous paint products.....	06	23	06/83	432.001	428.672	428.721	428.721	429.074
Allied and miscellaneous paint products.....	06	2301	06/83	432.001	428.672	428.721	428.721	429.074
Allied and miscellaneous paint products.....	06	230104	12/03	244.554	242.669	242.697	242.697	242.897
Drugs and pharmaceuticals.....	06	3		645.538	646.058	646.244	644.141	655.584

See footnotes at end of table.

Table 9. Producer price indexes for commodity and service groupings and individual items, not seasonally adjusted — Continued
 [January 2023, Index base 1982=100, unless otherwise indicated]

Title	Commodity code		Other index base	Unadjusted index ¹				
	Group code	Item code		Sept. 2022	Oct. 2022 ^P	Nov. 2022 ^P	Dec. 2022 ^P	Jan. 2023 ^P
Medicinal and botanical chemicals, drugs, and other products.	06	31		184.422	184.298	185.123	184.761	185.599
Medicinal and botanical chemicals, drugs, and other products.	06	3102	06/82	184.476	184.353	185.178	184.816	185.653
Synthetic organic medicinal chemicals, medicinal & botanical drugs, & other products.	06	310203	06/82	184.476	184.353	185.178	184.816	185.653
Biological products, including diagnostics.	06	37		311.717	312.252	312.220	311.871	313.925
Biological products, excluding diagnostic, for veterinary, industrial, and all other misc. uses.	06	3717	12/04	149.360	151.952	150.840	150.840	150.840
Biological products, excluding diagnostic, for veterinary, industrial, and all other misc. uses.	06	371705	12/22	—	—	—	100.000	100.000
Diagnostics.	06	3718	06/09	139.576	139.498	139.776	139.348	139.988
In-vitro diagnostic substances.	06	371801		225.288	225.629	225.629	224.902	226.122
Biological products, excluding diagnostic, for human use.	06	3719	06/09	152.252	152.247	152.246	152.248	154.013
Biological products, excluding diagnostic, for human use.	06	371904	12/22	—	—	—	100.000	101.159
Pharmaceutical preparations.	06	38	06/01	282.510	282.700	282.733	281.603	287.682
Pharmaceuticals affecting neoplasms, the endocrine system, & metabolic diseases.	06	3801	06/01	310.766	310.766	310.766	310.764	317.565
Cancer therapy products.	06	380102	12/09	114.886	114.886	114.886	114.886	117.003
Insulin/antidiabetes products.	06	380103	12/09	307.839	307.839	307.839	307.839	315.576
Other neoplasms, endocrine system, and metabolic diseases.	06	380104	12/09	175.002	175.002	175.002	175.002	179.198
Hormones and oral contraceptives.	06	380105	12/09	225.193	225.193	225.193	225.187	226.573
Pharmaceuticals acting on the central nervous system and the sense organs.	06	3802	06/01	328.273	328.273	328.273	328.273	337.829
Analgesics.	06	380202	12/09	277.153	277.153	277.153	277.153	277.153
Analgesics, over-the-counter.	06	380202OC	06/81	263.265	263.265	263.265	263.265	263.265
Analgesics, prescription.	06	380202RX	06/81	2,381.186	2,381.186	2,381.186	2,381.186	2,381.186
Psychotherapeutics.	06	380203	12/09	186.144	186.144	186.144	186.144	191.471
Antidepressants.	06	3802031	12/09	185.322	185.322	185.322	185.322	190.235
Other psychotherapeutics, including tranquilizers.	06	3802032	12/09	201.418	201.418	201.418	201.418	209.986
Anticonvulsants.	06	380204	12/09	245.476	245.476	245.476	245.476	255.498
Other central nervous system and sense organs.	06	380205	12/09	196.726	196.726	196.726	196.726	205.520
Pharmaceuticals acting on the cardiovascular system.	06	3803	06/01	425.389	425.389	425.389	425.389	445.685
Other cardiovascular preparations.	06	380305	12/09	319.406	319.406	319.406	319.406	331.559
Pharmaceuticals acting on the respiratory system.	06	3804	06/01	231.986	232.371	232.371	226.285	229.690
Antihistamines and bronchodilators, including antiasthmatics.	06	380402	12/07	163.432	163.432	163.432	163.432	167.583
Other respiratory preparations.	06	380403	12/07	198.378	198.826	198.826	191.752	191.752
Other respiratory preparations, over-the-counter.	06	380403OC	12/07	120.313	122.349	122.349	122.349	122.349
Other respiratory preparations, prescription.	06	380403RX	12/07	220.107	220.107	220.107	211.053	211.053
Pharmaceuticals acting on the digestive or the genito-urinary systems.	06	3805	06/01	201.636	201.636	201.707	201.707	202.129
Other digestive or genito-urinary preparations.	06	380503	12/09	146.641	146.641	146.694	146.694	147.036
Other digestive or genito-urinary preparations, prescription.	06	380503RX	06/01	221.161	221.161	221.252	221.252	221.899
Pharmaceuticals acting on the skin.	06	3806	06/01	190.026	190.026	190.026	190.026	195.018
Other pharmaceutical preparations acting on the skin.	06	380603	12/09	124.637	124.637	124.637	124.637	128.306
Anti-acne preparations.	06	380606	12/09	111.726	111.726	111.726	111.726	111.796
Vitamin, nutrient, and hematinic preparations.	06	3807	06/01	145.865	146.795	146.795	146.880	146.880
Multivitamins.	06	380702	12/09	117.544	117.975	117.975	117.975	117.975
Other vitamins and nutrients.	06	380703	12/09	134.876	136.013	136.013	136.151	136.151
Pharmaceuticals affecting parasitic and infective diseases.	06	3808	06/01	272.954	272.954	273.298	273.298	275.218
Broad and medium spectrum antibiotics.	06	380802	12/09	170.335	170.335	171.403	171.403	171.403
Systemic antivirals.	06	380803	12/09	190.053	190.053	190.053	190.053	196.197
Other parasitic and infective diseases.	06	380804	12/09	206.934	206.934	206.934	206.934	208.949
Fats and oils, inedible.	06	4		394.758	390.583	413.583	384.039	376.016
Fats and oils, inedible.	06	41		394.758	390.583	413.583	384.039	376.016
Fats and oils, inedible.	06	4101		394.758	390.583	413.583	384.039	376.016
Soybean oil, processed for inedible purposes.	06	410131	06/95	227.429	223.378	240.826	220.837	215.369
Crude soybean oil, degummed, made from soybeans crushed in the same establishment.	06	4101311	12/07	93.253	93.870	96.585	95.905	94.249
Soybean oil, all other types.	06	4101312	12/07	182.005	176.876	194.518	172.294	167.343
Lard, inedible tallow, and grease, except wool grease.	06	410132	06/02	646.818	655.086	654.220	633.074	629.151
Agricultural chemicals and chemical products.	06	5		367.861	363.717	369.306	357.969	355.580
Mixed fertilizers.	06	51		286.284	286.372	286.955	287.583	290.707
Mixed fertilizers.	06	5105	06/86	302.083	302.176	302.791	303.453	306.750
Mixed fertilizers.	06	510501	06/86	302.083	302.176	302.791	303.453	306.750
Mixed fertilizers, made in plants which manufacture fertilizer materials.	06	5105011	12/09	287.772	287.772	287.772	286.385	286.385
Mixed fertilizers, dry, mixing only.	06	5105012	12/09	140.508	140.362	141.380	142.535	144.980
Mixed fertilizers, liquid, mixing only.	06	5105013	12/09	158.147	159.376	156.875	156.473	158.800
Fertilizer materials.	06	52		437.749	448.751	454.928	423.159	409.147
Nitrogenates.	06	5201		536.832	565.279	581.400	562.173	528.628

See footnotes at end of table.

Table 9. Producer price indexes for commodity and service groupings and individual items, not seasonally adjusted — Continued
 [January 2023, Index base 1982=100, unless otherwise indicated]

Title	Commodity code		Other index base	Unadjusted index ¹				
	Group code	Item code		Sept. 2022	Oct. 2022 ^P	Nov. 2022 ^P	Dec. 2022 ^P	Jan. 2023 ^P
Fertilizer materials of organic origin.....	06	520137	12/93	234.613	234.613	234.613	234.613	234.613
Synthetic ammonia, nitric acid, ammonium compounds, and urea.....	06	52013A	12/14	174.947	184.622	190.105	183.565	171.979
Phosphates.....	06	5202		366.568	366.267	366.003	326.845	327.195
Phosphoric acid, 52-54 percent APA, superphosphates and other phosphate fertilizer materials.....	06	52026A	12/14	158.697	158.567	158.452	141.500	141.651
Other agricultural chemicals.....	06	53		277.531	259.178	265.464	268.534	273.193
Other agricultural chemicals.....	06	5301		277.531	259.178	265.464	268.534	273.193
Lawn and garden pesticides and chemicals.....	06	530107	06/03	190.643	190.643	192.613	192.613	200.209
Household and institutional pesticides and chemicals.....	06	530108	06/03	174.259	174.259	174.259	174.259	175.125
Agricultural and commercial pesticides and chemicals.....	06	530109	06/03	188.343	173.797	178.658	181.091	184.212
Plastic resins and materials.....	06	6		306.825	299.731	286.945	280.627	275.177
Thermoplastic resins and plastics materials.....	06	62		310.588	302.487	286.567	279.085	272.906
Thermoplastic resins and plastics materials.....	06	6212	12/03	215.826	210.197	199.134	193.935	189.641
Thermoplastic resins and plastics materials.....	06	621201	12/03	215.826	210.197	199.134	193.935	189.641
Thermosetting resins and plastics materials.....	06	63		305.582	304.303	310.279	310.810	310.119
Thermosetting resins and plastics materials.....	06	6306	12/98	217.762	216.850	221.109	221.488	220.995
Thermosetting resins and plastics materials.....	06	630601	12/98	217.762	216.850	221.109	221.488	220.995
Other chemicals and allied products.....	06	7		247.939	248.080	247.560	249.067	250.627
Soaps and detergents.....	06	71		215.208	215.595	218.563	225.846	228.623
Soaps and other detergents.....	06	7104	06/83	206.697	207.069	209.920	216.915	219.582
Soaps and detergents, commercial, industrial, and institutional.....	06	710401	06/83	290.132	290.668	292.198	314.296	321.615
Commercial, industrial, and institutional hard surface cleaners.....	06	71040101	12/11	112.212	112.212	112.212	112.212	120.739
Commercial, industrial, and institutional laundry detergents.....	06	71040102	12/11	132.194	132.896	132.896	132.896	134.092
Commercial, industrial, and institutional dishwashing detergents.....	06	71040103	12/11	140.893	140.893	140.941	169.374	170.504
Commercial, industrial, and institutional metal cleaners.....	06	71040104	12/11	142.756	142.756	142.756	142.756	142.756
Dairy, farm, and food plant cleaners, sanitizers, etc.....	06	71040106	12/11	135.532	135.532	136.475	136.475	136.475
Commercial, industrial, and institutional soaps, excluding specialty cleaners.....	06	71040107	12/11	139.677	140.069	140.069	140.069	142.571
Commercial, industrial, and institutional scouring cleaners.....	06	71040109	05/18	100.485	-	-	-	-
Household detergents.....	06	710402		169.023	169.400	173.782	173.953	173.953
Household alkaline detergents and cleaners.....	06	7104021	05/18	128.399	128.447	139.432	139.862	139.862
Household dry and liquid laundry detergents.....	06	7104022	05/18	105.561	105.881	105.881	105.881	105.881
Soaps, excluding specialty cleaners, household.....	06	710403	06/83	222.504	222.522	222.522	223.692	223.862
Polish and other sanitation goods.....	06	72	06/83	226.834	227.179	227.834	227.868	228.305
Polish and other sanitation goods.....	06	7201	06/83	226.834	227.179	227.834	227.868	228.305
Polishing preparations and related products.....	06	720103	06/83	293.506	295.161	295.218	295.236	295.236
Specialty cleaning and sanitation products.....	06	720105	05/17	120.321	120.458	120.488	120.513	120.917
Disinfectants, nonagricultural, industrial and institutional.....	06	7201051	05/17	156.499	156.499	156.499	156.499	156.692
Air and room fresheners.....	06	7201053	12/11	126.777	126.777	126.777	126.777	127.206
Laundry fabric softeners and rinses, liquid and dry.....	06	7201058	05/17	109.558	109.558	109.738	109.738	110.735
Other specialty cleaning and sanitation products.....	06	7201059	12/11	120.274	120.659	120.597	120.666	121.205
Cosmetics and other toilet preparations.....	06	75		180.352	181.308	181.483	181.530	183.961
Shaving preparations.....	06	7502		190.731	190.731	191.287	191.287	191.287
Shaving preparations.....	06	750206	06/99	168.757	168.757	169.249	169.249	169.249
Perfumes, toilet waters, and colognes.....	06	7503		186.072	188.206	188.206	188.206	188.206
Perfumes, toilet waters, and colognes.....	06	750306	06/99	116.055	117.386	117.386	117.386	117.386
Hair preparations (including shampoos).....	06	7504		210.402	212.013	212.798	213.113	216.376
Hair preparations (including shampoos).....	06	750407	06/99	155.734	156.926	157.507	157.740	160.156
Hair preparations incl professional, consumer, and cream/gel shampoos.....	06	75040701	12/11	138.087	139.171	139.780	139.991	142.105
Hair tonics and hair dressings incl professional and consumer use.....	06	75040702	12/11	112.682	113.476	113.646	113.803	115.632
Toothpastes, denture cleaners, and mouthwashes.....	06	7505		159.033	158.898	159.033	158.920	158.920
Denture cleaners, mouthwashes, gargles, and rinses.....	06	750504	12/11	125.747	125.564	125.747	125.594	125.594
Creams, lotions, and oils, excluding shaving, hair, and deodorant.....	06	7514	06/99	125.591	127.312	127.312	127.312	132.885
Creams, lotions, and oils, excluding shaving, hair, and deodorant.....	06	751401	06/99	125.591	127.312	127.312	127.312	132.885
Other cosmetics and toilet preparations.....	06	7515	06/99	120.396	120.399	120.402	120.402	120.752
Other cosmetics and toilet preparations.....	06	751501	06/99	120.396	120.399	120.402	120.402	120.752
Misc. chemical prod. and preparations.....	06	79		316.223	315.622	312.899	313.443	313.866
Explosives and blasting accessories.....	06	7902		271.087	274.712	278.355	275.099	270.089
Explosives and blasting accessories.....	06	790234	12/03	166.629	168.858	171.097	169.095	166.016
Industrial gases.....	06	7903		361.439	361.949	344.436	338.383	339.843
Carbon dioxide.....	06	790302		518.456	516.622	505.180	514.305	514.874
Nitrogen.....	06	790303		285.992	292.594	288.291	288.343	290.178
Oxygen.....	06	790304		547.010	546.640	546.776	547.176	548.900
Argon and hydrogen.....	06	790309	06/09	83.771	83.675	84.355	87.366	88.193
Other industrial gases (including fluorocarbon and acetylene).....	06	790312	06/09	279.082	278.149	254.037	241.871	242.831
Adhesives and sealants.....	06	7904	12/83	352.638	353.465	352.939	353.712	353.124

See footnotes at end of table.

Table 9. Producer price indexes for commodity and service groupings and individual items, not seasonally adjusted — Continued
 [January 2023, Index base 1982=100, unless otherwise indicated]

Title	Commodity code		Other index base	Unadjusted index ¹				
	Group code	Item code		Sept. 2022	Oct. 2022 ^P	Nov. 2022 ^P	Dec. 2022 ^P	Jan. 2023 ^P
Synthetic resin and rubber adhesives.....	06	790402	12/83	356.041	357.121	356.125	358.161	354.774
Epoxy adhesives.....	06	7904021	12/11	156.030	156.030	156.030	156.030	156.286
Other synthetic resin and rubber adhesives.....	06	7904026	12/11	136.572	136.882	136.321	135.076	135.282
Structural sealants (load bearing).....	06	790407	12/11	119.574	120.486	120.486	117.350	117.350
Nonstructural caulking compounds and sealants.....	06	79040A	12/11	174.088	174.130	174.327	174.140	176.997
Surface active agents.....	06	7905	12/83	355.720	352.057	347.887	353.816	353.816
Textile and leather assistants and finishes.....	06	790501	12/83	276.522	276.721	253.826	253.826	253.826
Surfactants (bulk surface active agents).....	06	790502	12/83	378.915	374.267	374.634	382.078	382.078
Gum and wood chemicals, including wood distillation products.....	06	7906	06/84	523.848	554.852	559.666	559.312	559.446
Gum and wood chemicals, including wood distillation products.....	06	790607	12/03	342.010	362.251	365.394	365.163	365.251
Other miscellaneous chemical products.....	06	7909		266.291	264.513	264.787	265.130	266.147
Carbon black, all processes.....	06	790918	12/83	674.621	633.952	620.183	610.163	586.737
Printing ink.....	06	790919	06/84	258.294	258.409	260.172	260.559	264.466
Gravure printing inks.....	06	7909192	12/11	104.715	104.715	104.715	104.715	104.715
Lithographic and offset inks.....	06	7909193	12/11	127.432	127.432	127.432	127.432	132.688
News and nonheat web offset printing inks.....	06	79091931	12/11	136.230	136.230	136.230	136.230	142.894
Publication and commercial web inks.....	06	79091932	12/11	123.760	123.760	123.760	123.760	132.373
Sheet-fed general inks.....	06	79091933	12/11	131.332	131.332	131.332	131.332	131.332
Sheet-fed packaging inks.....	06	79091934	12/11	126.455	126.455	126.455	126.455	126.455
Flexographic printing inks.....	06	7909194	12/11	166.304	166.304	166.304	166.304	166.304
Nonimpact/digital inks.....	06	7909195	12/11	177.914	177.986	181.364	182.090	181.942
All other printing inks.....	06	7909196	12/11	115.911	116.538	116.205	116.205	118.868
Water-treating compounds.....	06	790961	06/85	221.724	221.350	222.306	223.682	223.782
Automotive chemicals.....	06	790991	06/09	114.566	115.927	116.690	116.690	114.806
All other chemical preparations, including essential oils, matches, and gelatin.....	06	790999	06/85	291.381	291.804	291.644	293.269	296.337
Rubber and plastic products.....	07	—		259.616	258.289	257.817	257.146	256.333
Rubber and rubber products.....	07	1		221.893	222.329	221.572	220.411	222.319
Synthetic rubber, inc. styrene-butadiene rubber (SBR) and ethylene propylene.....	07	11		264.434	260.010	250.596	239.344	233.244
Synthetic rubber.....	07	1102		265.809	261.362	251.899	240.589	234.457
Synthetic rubber, inc. sbr and ethylene propylene.....	07	110224	06/03	210.589	207.065	199.568	190.607	185.750
Tires, tubes, tread, & repair materials.....	07	12		186.606	188.319	189.321	190.317	194.845
Tires.....	07	1201		182.161	183.938	184.978	186.008	190.543
Pneumatic tires (including passenger, truck, bus, tractor, industrial, and other tires).....	07	12010		182.086	183.877	184.924	185.963	190.679
Passenger car pneumatic tires.....	07	120104	12/03	183.631	187.841	188.155	188.155	194.165
Truck and bus (including off-the-highway) pneumatic tires.....	07	120105		193.300	191.435	194.169	197.432	202.025
Tread rubber, tire sundries, and repair materials.....	07	1203		277.888	277.905	277.905	277.986	277.986
Tread rubber, tire sundries, and repair materials.....	07	120354	12/03	199.903	199.915	199.915	199.973	199.973
Miscellaneous rubber products.....	07	13		249.032	249.848	250.245	250.317	252.703
Rubber and plastics footwear, including athletic footwear.....	07	1301		156.491	156.491	156.491	157.077	157.249
Rubber and plastics footwear, including athletic footwear.....	07	130109	12/11	116.643	116.643	116.643	117.080	117.209
Rubber and plastic belts and belting.....	07	1303		345.888	347.160	347.419	347.419	352.662
Flat rubber and plastics belts and belting.....	07	130371	12/03	313.994	313.994	314.359	314.359	320.714
Rubber and plastics transmission belts and belting (excluding flat).....	07	130372	12/03	154.591	156.189	156.189	156.189	157.236
Rubber and plastics hose.....	07	1304		307.180	304.394	303.373	303.732	301.731
Rubber and plastics hose.....	07	130411	12/11	136.203	134.968	134.515	134.674	133.787
Industrial rubber and plastics hose without fittings.....	07	1304116	12/11	123.724	121.201	121.201	121.201	120.014
Rubber and plastics water hose (incl. fire, irrigation, etc.).....	07	1304117	12/11	185.547	184.537	184.537	186.309	183.917
Rubber and plastics hose for on- and off-highway motor vehicles.....	07	1304118	12/11	124.600	123.322	122.203	122.203	122.203
Miscellaneous rubber products, n.e.c.....	07	1306	06/83	222.633	223.856	224.437	224.456	227.107
All other industrial rubber products.....	07	130604	06/83	321.711	323.065	326.246	326.246	326.246
All other miscellaneous rubber goods.....	07	130606	06/83	239.210	239.134	239.134	239.304	245.114
Rubber compounds or mixtures for sale or interplant transfer.....	07	130612	06/83	306.005	312.671	312.671	312.671	313.259
Rubber druggist and medical sundries, excluding gloves.....	07	130616	12/03	142.257	142.257	142.257	142.257	142.325
Rubber products for mechanical use.....	07	130617	12/04	132.048	132.048	132.560	132.560	134.482
Molded rubber mechanical goods automotive.....	07	1306171	12/11	94.902	94.902	94.902	94.902	97.004
Molded rubber mechanical goods, transportation/off-highway.....	07	1306172	12/11	123.236	123.236	123.236	123.236	125.896
Other molded rubber mechanical goods (excluding tubing).....	07	1306179	12/11	141.659	141.659	141.659	141.659	141.659
Other extruded rubber mechanical goods (excl. auto)(excl. tubing).....	07	130617C	12/11	124.885	124.885	125.805	125.805	125.805
Rubber coated fabrics, garments, and footwear.....	07	130618	06/06	194.597	197.176	197.176	197.176	197.176
Plastic products.....	07	2		282.618	280.615	280.227	279.705	277.910
Plastic construction products.....	07	21		361.258	359.843	357.558	356.100	355.138
Plastics construction products.....	07	2106		361.258	359.843	357.558	356.100	355.138
Plastics pipe.....	07	210603	12/05	219.118	217.324	215.090	214.084	212.579
Plastics drain, waste, and vent pipe.....	07	2106031	12/11	182.558	180.829	172.283	172.988	165.381

See footnotes at end of table.

Table 9. Producer price indexes for commodity and service groupings and individual items, not seasonally adjusted — Continued

[January 2023, Index base 1982=100, unless otherwise indicated]

Title	Commodity code		Other index base	Unadjusted index ¹				
	Group code	Item code		Sept. 2022	Oct. 2022 ^P	Nov. 2022 ^P	Dec. 2022 ^P	Jan. 2023 ^P
Plastics water pipe.....	07	2106033	12/11	251.614	252.319	252.167	246.770	250.950
Plastics sewer, stormdrain, and water main pipe.....	07	2106038	12/17	232.052	228.274	230.445	229.458	228.196
Other plastics pipe.....	07	210603B	12/11	190.858	186.515	186.515	186.515	187.410
Plastics pipe fittings and unions.....	07	210604	12/05	327.655	328.102	325.134	319.465	318.493
Plastics plumbing fixtures.....	07	210605	12/05	163.276	163.269	163.557	164.420	167.235
Other plastics construction products.....	07	210606		301.658	300.917	299.509	298.519	297.388
Building and construction polystyrene foam products.....	07	2106061	06/08	217.320	217.320	216.696	216.188	216.400
Building & construction fabricated plastics products (excl foam, plumbing fixtures, hardware).....	07	2106063	06/08	169.604	169.112	168.264	167.678	166.928
Unsupported plastic film, sheet and other shapes.....	07	22		294.716	293.525	295.325	293.124	293.014
Unsupported plastics film, sheet, and other shapes.....	07	2205	12/82	292.052	290.873	292.656	290.475	290.366
Unsupported plastics film, sheet, and other shapes.....	07	220501	12/82	292.052	290.873	292.656	290.475	290.366
Unlaminated polyethylene film and sheet.....	07	2205011	12/11	137.222	138.285	139.215	138.838	138.535
Unlaminated vinyl and vinyl copolymer film and sheet.....	07	2205013	12/11	166.878	166.878	166.878	163.130	163.130
Miscellaneous unlaminated plastics film and sheet.....	07	2205014	12/11	125.888	125.257	124.884	122.949	123.020
Unlaminated plastics profile shapes.....	07	2205015	12/11	136.578	134.881	138.985	139.768	140.650
Laminated plastic sheets, rods, and tubes.....	07	23		259.300	259.317	260.086	259.824	259.824
Laminated plastics plates, sheet (except packaging), and shapes.....	07	2304		259.650	259.666	260.436	260.174	260.174
Laminated plastics plates, sheet (except packaging), and shapes.....	07	230401	12/82	267.272	267.289	268.082	267.813	267.813
Parts for manufacturing from plastics.....	07	26		185.411	186.302	186.050	186.914	186.766
Parts for transportation equipment.....	07	2601		173.243	173.691	173.801	173.799	173.807
Parts for transportation equipment.....	07	260105	12/82	171.828	172.272	172.381	172.379	172.388
Transportation polyurethane foam products.....	07	2601051	12/11	123.914	123.914	124.750	124.750	124.750
Transportation fabricated plastic parts (excluding foam and reinforced plastics).....	07	2601052	12/11	133.447	133.820	133.838	133.837	133.844
Other parts and components for manufacturing.....	07	2602		176.684	179.521	178.416	180.381	180.381
Other parts and components for manufacturing.....	07	260205	12/82	176.821	179.660	178.554	180.521	180.521
All other miscellaneous polyurethane foam products.....	07	2602051	12/11	116.984	117.286	117.286	117.440	117.441
Electrical & electronic fabricated plastics (excl. foam and reinforced plastics).....	07	2602052	12/11	112.990	113.893	113.893	115.610	115.610
All other polystyrene foam products incl. transportation application uses.....	07	2602053	12/11	179.304	179.304	175.877	175.877	175.877
Industrial machinery plastics products, excl foam (incl gears, bearings, bushings, cams).....	07	2602054	12/11	138.258	143.394	142.198	144.280	144.280
Foam components for furniture.....	07	2603	12/82	310.563	308.415	307.736	313.177	311.128
Foam components for furniture.....	07	260305	12/99	228.832	227.249	226.749	230.758	229.248
Other plastic products.....	07	29	12/82	301.756	296.787	297.158	298.013	294.505
Other plastics products.....	07	2901	12/82	301.756	296.787	297.158	298.013	294.505
Custom compounding of purchased resins and color concentrates.....	07	290196	12/99	212.621	206.328	206.780	205.602	200.264
All other reinforced and fiberglass plastics products.....	07	290197	12/99	225.047	225.069	225.087	228.692	230.506
Products made of foam other than polystyrene or polyurethane.....	07	290198	12/99	160.861	161.316	161.316	161.316	164.145
Plastic packaging products.....	07	2A	12/06	156.558	153.958	153.190	152.535	149.534
Plastics packaging products.....	07	2A01	12/06	156.558	153.958	153.190	152.535	149.534
Plastics packaging products.....	07	2A0101	12/06	156.558	153.958	153.190	152.535	149.534
Other plastics packaging products, excluding film, sheet, foam and bottles.....	07	2A01012	12/09	144.066	142.039	140.469	140.411	137.354
Packaging polyurethane foam products.....	07	2A01013	12/09	197.161	197.161	197.161	197.161	197.161
Plastics bottles.....	07	2A01014	12/09	137.242	136.044	135.768	135.716	132.402
Polystyrene foam food containers.....	07	2A01015	12/11	267.865	247.630	251.256	240.941	238.615
Polystyrene foam protective shipping pads, shaped cushioning, etc...	07	2A01016	12/11	249.057	249.057	249.045	247.004	248.341
Consumer, institutional, and commercial products, n.e.c.....	07	2B	12/06	195.073	194.079	194.555	194.342	194.951
All other consumer, institutional, and commercial products.....	07	2B01	12/06	195.073	194.079	194.555	194.342	194.951
All other consumer, institutional, and commercial products.....	07	2B0101	12/06	195.073	194.079	194.555	194.342	194.951
Consumer and institutional polystyrene foam products.....	07	2B01011	12/07	248.506	236.730	238.183	231.192	231.791
Consumer/institutional/commercial fabricated plastics products.....	07	2B01015	12/07	174.821	175.446	175.763	175.788	176.381
Recyclable plastics.....	07	2C	12/11	99.703	91.510	86.610	86.141	79.160
Recyclable plastics.....	07	2C01	12/11	99.703	91.510	86.610	86.141	79.160
Recyclable plastics.....	07	2C0101	12/11	99.703	91.510	86.610	86.141	79.160
Lumber and wood products.....	08	-		322.849	317.600	312.769	308.083	306.354
Lumber.....	08	1		292.178	282.917	276.495	264.729	265.206
Softwood lumber.....	08	11		309.104	302.976	299.409	283.198	268.876
Softwood cut stock and dimension.....	08	1105		301.215	292.425	287.156	274.382	267.455
Softwood cut stock and dimension.....	08	110503		321.489	312.107	306.484	292.850	285.457
Softwood lumber, not edge worked.....	08	1106	12/03	159.395	156.183	154.849	145.578	137.337
Softwood lumber, not edge worked.....	08	110601	12/03	159.395	156.183	154.849	145.578	137.337
Softwood dressed lumber, less than 2 inches in nominal thickness, not edge worked.....	08	1106012	06/12	173.776	178.061	182.457	183.508	180.865

See footnotes at end of table.

Table 9. Producer price indexes for commodity and service groupings and individual items, not seasonally adjusted — Continued
 [January 2023, Index base 1982=100, unless otherwise indicated]

Title	Commodity code		Other index base	Unadjusted index ¹				
	Group code	Item code		Sept. 2022	Oct. 2022 ^P	Nov. 2022 ^P	Dec. 2022 ^P	Jan. 2023 ^P
Softwood dressed 2-inch lumber, 2 inches in nominal thickness only, not edge worked.....	08	1106013	06/12	175.070	168.899	166.809	149.008	135.586
Softwood dressed lumber and timbers, more than 2 inches in nominal thickness, not edge worked.....	08	1106014	06/12	162.139	155.472	150.384	149.923	137.642
Softwood lumber, made from purchased lumber.....	08	1107	12/03	276.952	272.588	266.040	257.617	256.747
Softwood lumber, made from purchased lumber.....	08	110701	12/03	276.952	272.588	266.040	257.617	256.747
Hardwood lumber.....	08	12		280.986	265.546	253.624	249.011	271.865
Hardwood cut stock and dimension.....	08	1203		324.473	308.309	300.949	296.147	287.066
Hardwood cut stock and dimension.....	08	120311	06/84	282.304	268.241	261.837	257.659	249.759
Hardwood flooring.....	08	1204	06/84	258.348	259.495	260.901	261.657	260.499
Oak and maple hardwood flooring.....	08	120401	06/84	260.141	261.526	263.281	264.194	262.948
Hardwood flooring, other than oak and maple.....	08	120402	12/11	153.749	153.749	153.574	153.574	153.574
Hardwood lumber, not edge worked.....	08	1205	12/03	122.738	108.845	98.590	94.322	111.338
Hardwood lumber, not edge worked.....	08	120501	12/03	122.738	108.845	98.590	94.322	111.338
Millwork.....	08	2		370.921	369.903	365.261	363.115	361.487
General millwork.....	08	21		333.542	334.095	333.247	333.273	333.147
General millwork.....	08	2101		333.542	334.095	333.247	333.273	333.147
Stock wood kitchen cabinets, related cabinetwork and countertops.....	08	210102	12/12	121.676	121.676	121.676	121.676	121.676
Stock wood kitchen cabinets and related cabinetwork for permanent installation.....	08	2101021	12/09	128.433	128.433	128.433	128.433	128.433
Custom wood kitchen cabinets, bathroom vanities, and related cabinetwork.....	08	210105	12/12	144.867	144.867	144.953	149.461	149.461
Custom wood kitchen cabinets and related cabinetwork not sold direct to customer at retail.....	08	2101051	12/09	167.166	167.166	167.376	176.965	176.965
Custom wood kitchen cabinets, bathroom vanities, and related cabinet work sold at retail.....	08	2101052	12/09	140.548	140.548	140.548	141.627	141.627
Wood window units.....	08	210112	06/83	359.617	359.617	359.617	359.617	359.617
Double hung wood window units.....	08	2101121	06/13	159.673	159.673	159.673	159.673	159.673
Casement wood window units.....	08	2101122	06/13	176.415	176.415	176.415	176.415	176.415
All other wood window units, including horizontal sliding, awning and single hung.....	08	2101123	06/13	151.009	151.009	151.009	151.009	151.009
Wood sash, excluding sash shipped in window units.....	08	210122	06/83	362.135	362.135	362.135	362.135	362.135
Wood window & door frames, incl. door frames in door units, excl. window frames in window units.....	08	210132	06/83	266.477	266.477	261.377	243.530	240.882
Wood panel, flush, & molded face doors, interior & exterior, incl. doors with glazed sections.....	08	210142	06/83	335.300	345.273	345.697	346.225	349.657
Other wood doors, incl. garage, patio, bifold, cabinet, screen, storm and louver.....	08	210152	06/83	320.253	319.557	320.000	319.129	317.538
Wood moldings.....	08	210162	06/83	375.603	375.775	374.729	370.286	365.860
Mirror and picture frames and framed pictures.....	08	210175	06/02	147.291	147.291	147.291	147.291	147.291
Other wood millwork products, including stairwork, exterior millwork, and softwood flooring.....	08	210183	06/83	326.066	318.364	309.972	305.829	308.511
Prefabricated structural members.....	08	22		562.699	553.456	528.967	515.462	507.484
Prefabricated structural members.....	08	2201		562.699	553.456	528.967	515.462	507.484
Laminated veneer lumber.....	08	220107	12/03	272.805	272.411	272.411	271.020	270.545
Other engineered structural wood members, excluding trusses & laminated veneer lumber.....	08	220108	12/03	263.014	262.050	246.483	245.336	245.242
Wood trusses.....	08	220109	12/03	351.144	343.871	327.057	316.540	309.973
Plywood.....	08	3		319.369	311.089	298.745	293.742	292.506
Softwood veneer and plywood.....	08	31		387.574	368.465	347.050	338.192	334.506
Softwood veneer and plywood.....	08	3103		302.667	287.745	271.020	264.103	261.225
Softwood veneer and plywood.....	08	310303	12/05	186.988	177.769	167.436	163.163	161.385
Softwood veneer, incl. veneer backed w/ paper, cloth, or other flexible material.....	08	3103031	12/07	169.415	158.460	148.196	140.640	137.463
Softwood plywood products: rough, sanded, and specialties.....	08	3103035	12/11	215.965	206.249	194.639	191.022	190.220
Hardwood veneer and plywood.....	08	35	12/05	166.012	168.881	167.558	167.163	167.912
Hardwood veneer and plywood.....	08	3501	12/05	166.012	168.881	167.558	167.163	167.912
Hardwood veneer, including veneer backed with paper, cloth, or other flexible material.....	08	350102	12/11	139.463	139.813	140.248	140.545	141.044
Hardwood plywood.....	08	350104	12/12	169.843	175.997	173.376	172.160	173.089
Hardwood veneered panels, including two-ply veneers.....	08	350107	12/11	157.596	155.551	154.715	155.324	156.093
Other wood products.....	08	4		233.828	227.102	223.725	223.093	221.271
Wood pallets and pallet containers, wood and metal combination.....	08	41		421.758	413.371	406.093	404.322	401.851
Wood pallets and pallet containers.....	08	4101		421.758	413.371	406.093	404.322	401.851
Wood pallets and pallet containers, wood and metal combination.....	08	410101	12/09	215.965	211.670	207.944	207.037	205.772
Wood boxes.....	08	42		263.888	243.985	238.463	237.782	237.833
Wood boxes.....	08	4201		263.888	243.985	238.463	237.782	237.833
Nailed and lock-corner wood boxes.....	08	420101	06/85	215.526	215.526	215.526	215.125	215.538
Wood box and crate shook.....	08	420102	06/85	269.054	259.712	244.681	243.068	243.068

See footnotes at end of table.

Table 9. Producer price indexes for commodity and service groupings and individual items, not seasonally adjusted — Continued
 [January 2023, Index base 1982=100, unless otherwise indicated]

Title	Commodity code		Other index base	Unadjusted index ¹				
	Group code	Item code		Sept. 2022	Oct. 2022 ^P	Nov. 2022 ^P	Dec. 2022 ^P	Jan. 2023 ^P
Other wood container parts and wood containers.	08	420127	12/03	150.062	129.016	129.016	129.016	129.016
Miscellaneous wood products.	08	49		150.215	146.173	144.805	144.676	142.861
Wood ties, siding, shingles, and shakes, and contract sawing of logs owned by others.	08	4903	12/03	165.864	166.132	165.978	168.148	170.198
Wood ties, siding, shingles, and shakes, and contract sawing of logs owned by others.	08	490301	12/03	165.864	166.132	165.978	168.148	170.198
Sawn wood fence stock, wood lath, and contract resawing and planing.	08	4904	12/03	220.450	220.450	220.450	220.450	220.450
Sawn wood fence stock, wood lath, and contract resawing and planing.	08	490401	12/03	220.450	220.450	220.450	220.450	220.450
All other miscellaneous wood products.	08	4909	06/84	236.131	228.477	225.908	225.464	221.897
All other miscellaneous wood products.	08	490901	06/84	236.131	228.477	225.908	225.464	221.897
Logs, bolts, timber, pulpwood and wood chips.	08	5		276.802	275.713	275.608	276.612	274.974
Logs, bolts, timber, pulpwood and wood chips.	08	51		276.802	275.713	275.608	276.612	274.974
Logs, bolts, timber, pulpwood and wood chips.	08	5105	12/11	118.278	117.813	117.768	118.197	117.497
Logs, bolts, timber and pulpwood.	08	510502	12/11	117.449	116.862	117.108	116.712	115.844
Wood chips, excluding field chips.	08	510505	12/11	117.908	117.860	116.847	120.010	120.039
Prefabricated wood buildings & components.	08	6	12/84	392.703	386.651	387.068	386.326	369.606
Prefabricated wood buildings & components.	08	61	12/84	392.703	386.651	387.068	386.326	369.606
Prefabricated wood buildings and components.	08	6101	12/84	392.703	386.651	387.068	386.326	369.606
Prefabricated stationary wood buildings, components (not sold as complete units).	08	610101	12/84	204.980	204.405	203.553	202.817	215.043
Prefabricated stationary wood buildings, precut packages (complete units).	08	610102	12/84	519.365	519.767	520.156	519.803	513.170
Prefabricated stationary wood buildings, shipped in panel form (complete units).	08	610103	12/84	618.589	603.290	611.596	609.222	533.129
Prefabricated stationary wood buildings, shipped in three-dimensional assemblies.	08	610104	12/84	413.409	400.610	400.506	400.506	402.126
Prefabricated stationary wood buildings, three-dimensional assemblies, residential.	08	6101041	12/11	194.767	187.617	187.560	187.560	188.401
Prefabricated stationary wood buildings, three-dimensional assemblies, nonresidential.	08	6101042	12/11	196.511	196.515	196.515	196.515	196.593
Treated wood and contract wood preserving.	08	7	06/85	276.296	276.371	276.800	272.913	270.390
Treated wood and contract wood preserving.	08	71	06/85	276.296	276.371	276.800	272.913	270.390
Treated wood.	08	7101	06/85	282.033	282.192	282.793	278.599	275.416
Wood poles, piles, and posts owned and treated by the same establishment.	08	710101	06/85	403.703	402.514	404.919	408.106	400.964
Other wood products owned and treated by the same establishment.	08	710102	06/85	243.403	243.946	244.022	237.776	236.787
Contract wood preservation.	08	7102	06/85	223.435	222.737	221.610	220.525	229.344
Receipts for treating wood owned by others w/ arsenical chemicals, creosote, & other chemicals.	08	710201	06/85	223.435	222.737	221.610	220.525	229.344
Pulp, paper, and allied products.	09	—		334.355	333.092	333.785	333.796	335.332
Pulp, paper, and prod., ex. bldg. paper.	09	1		292.070	290.608	290.517	291.122	291.218
Wood pulp.	09	11		254.218	252.599	264.353	259.310	258.027
Wood pulp.	09	1105	06/06	176.487	175.364	183.524	180.022	179.132
Wood pulp.	09	110501	06/06	176.487	175.364	183.524	180.022	179.132
Special alpha and dissolving wood pulp, incl. sulfite and sulfate and other wood pulp.	09	1105012	12/11	134.282	132.372	138.425	135.119	133.673
All other miscellaneous pulp, other than wood, and pulp mill byproducts incl. turpentine.	09	1105017	12/07	196.126	201.280	211.291	211.296	220.371
Recyclable paper.	09	12		329.209	224.090	170.590	188.684	178.904
News and other low grade recyclable paper.	09	1201		374.167	260.011	188.286	188.286	177.429
News and other low grade recyclable paper.	09	120125	06/06	168.923	117.386	85.005	85.005	80.103
Corrugated recyclable paper.	09	1203		274.436	171.201	111.711	135.931	131.698
Corrugated recyclable paper.	09	120325	06/06	94.267	58.807	38.372	46.692	45.238
High grade recyclable paper (including pulp substitutes and deinking).	09	1207	12/86	219.874	182.104	180.876	177.846	162.500
High grade recyclable (including pulp substitutes and deinking).	09	120725	06/06	165.310	136.912	135.990	133.711	122.173
Paper.	09	13		247.998	250.028	249.033	249.729	250.152
Writing and printing papers.	09	1301		239.046	242.449	243.060	244.644	248.586
Bleached bristol, clay-coated, uncoated, and industrial converted paper.	09	130119	12/11	128.694	130.383	130.158	130.536	133.413
Printing paper, coated at establishments other than where paper was produced.	09	130120	12/11	131.814	131.814	131.814	131.814	133.301
Newsprint.	09	1302		176.005	179.189	177.547	173.423	174.239
Newsprint.	09	130291		176.005	179.189	177.547	173.423	174.239
Packaging and industrial converting paper.	09	1303		321.765	320.640	317.392	315.645	312.675
Coated and laminated single and multi-web paper.	09	130321	12/87	269.576	273.575	273.556	274.724	275.468
Single-web paper, rolls and sheets, including waxed, for flexible packaging uses.	09	1303211	12/11	158.446	161.020	161.020	161.868	163.483

See footnotes at end of table.

Table 9. Producer price indexes for commodity and service groupings and individual items, not seasonally adjusted — Continued

[January 2023, Index base 1982=100, unless otherwise indicated]

Title	Commodity code		Other index base	Unadjusted index ¹				
	Group code	Item code		Sept. 2022	Oct. 2022 ^P	Nov. 2022 ^P	Dec. 2022 ^P	Jan. 2023 ^P
Multiweb laminated rolls and sheets, except foil, for flexible packaging uses.....	09	1303213	12/11	142.040	143.887	143.864	144.292	143.661
Coated and laminated single and multi-web film.....	09	130322	12/87	256.172	254.233	251.100	249.150	246.280
Single-web film, rolls, and sheets, including coextruded, for flexible packaging uses.....	09	130322A	01/19	126.500	124.854	122.755	123.737	121.851
Single-web film, rolls, and sheets for flexible packaging uses.....	09	130322A1	12/11	137.832	136.863	134.576	135.357	132.975
Coextruded single-web film, for flexible packaging uses.....	09	130322A2	12/11	141.445	135.607	133.258	135.757	135.031
All other coated and processed papers.....	09	1305	12/82	255.382	259.606	255.537	263.670	255.160
Converted foil for nonpackaging applications.....	09	130505	06/13	123.754	123.754	123.754	123.754	123.754
Other coated and processed papers, except for packaging uses.....	09	130506	06/13	119.989	122.537	120.082	124.990	119.839
Paperboard.....	09	14		356.717	357.525	358.533	356.669	355.115
Corrugated paperboard in sheets and rolls, lined and unlined.....	09	1405		364.547	364.962	365.155	361.177	357.752
Corrugated paperboard in sheets and rolls, lined and unlined.....	09	140551		364.547	364.962	365.155	361.177	357.752
Paperboard, excluding corrugated paperboard in sheets and rolls.....	09	1411	12/82	376.217	377.163	378.414	376.916	375.715
Recycled paperboard.....	09	141105	12/82	437.259	437.715	437.693	431.329	425.721
Unbleached kraft packaging and industrial converting paperboard.....	09	141107	12/99	225.449	225.449	225.449	225.449	225.378
Bleached packaging and industrial converting paperboard.....	09	141112	05/21	127.095	128.594	130.842	130.842	130.842
Converted paper and paperboard products.....	09	15		303.240	305.229	307.245	307.903	308.995
Sanitary paper products, including stock.....	09	1501		211.517	214.325	220.266	219.247	221.421
Sanitary paper products, including stock.....	09	150123	12/99	146.782	148.730	152.853	152.146	153.654
Sanitary tissue paper products, made in paper mills.....	09	1501233	12/07	128.296	130.122	134.781	133.612	135.330
Disposable diapers and similar disposable products, purchased sanitary paper stock and wadding.....	09	1501234	12/07	120.415	123.291	123.291	123.291	123.291
Sanitary tissue paper products, made from purchased sanitary paper stock or wadding.....	09	1501235	12/07	139.128	140.026	143.350	143.542	145.136
Paper, plastic, and foil bags.....	09	1502		353.793	353.406	350.733	351.207	352.549
Uncoated single-web paper grocers' bags and sacks and variety and shopping bags.....	09	150214	12/83	398.077	398.077	398.077	402.522	402.522
Specialty bags, pouches and liners.....	09	150216	12/83	286.440	286.059	283.425	283.517	284.749
Plastics, foil, and coated paper bags.....	09	1502161	12/10	148.691	153.004	153.293	153.611	154.678
Specialty bags, pouches, and liners, multiweb laminations and foil, except film-film.....	09	15021612	06/13	144.001	148.039	148.518	148.912	150.952
Single-web film specialty bags, pouches, and liners.....	09	1502162	12/10	141.104	140.397	138.688	138.707	139.302
Polyethylene grocery and variety bags and pouches.....	09	15021621	12/11	125.521	125.352	124.343	124.343	124.343
Polyethylene refuse bags.....	09	15021622	12/11	141.413	138.361	133.720	133.720	131.914
Other polyethylene bags, pouches, and liners.....	09	15021625	12/11	143.787	143.513	142.452	142.565	145.480
Coextruded single-web film specialty bags, pouches, & liners.....	09	15021626	06/13	141.967	141.967	141.967	141.967	141.967
Multiweb film/film combination specialty bags, pouches and liners.....	09	1502163	12/10	141.324	141.245	142.292	142.293	140.841
Paper boxes and containers.....	09	1503		352.753	353.805	356.118	356.567	357.174
Corrugated shipping containers.....	09	150301	06/87	348.572	348.589	348.263	347.621	347.874
Corrugated shipping containers for food and beverages and carryout boxes for retail food.....	09	1503011	12/09	169.368	169.368	168.878	168.813	167.629
Corrugated shipping containers for paper and allied products.....	09	1503012	12/09	182.005	182.031	182.005	181.214	186.602
Corrugated shipping containers for metal and electrical machinery.....	09	1503013	12/09	202.194	202.194	202.194	202.038	198.279
Corrugated shipping containers for all other end uses.....	09	1503014	12/09	176.424	176.424	176.424	176.368	176.850
Setup (rigid) paperboard boxes.....	09	150322	12/83	444.318	442.889	457.952	461.605	478.129
Folding paperboard boxes, packaging, and packaging components.....	09	150336	12/04	150.824	152.238	155.240	156.308	156.685
Folding paperboard boxes, packaging, and packaging components.....	09	15033601	12/11	138.152	139.447	142.197	143.175	143.521
Paperboard fiber drums with ends of any material.....	09	150337		555.538	554.320	552.776	552.776	552.302
Cups and liquid-tight paper and paperboard containers.....	09	150355	12/17	114.060	114.060	114.060	114.060	114.060
Other corrugated and solid fiber products, including containers, pallets, pads, etc.....	09	1504		444.543	443.960	443.960	443.811	444.438
Other corrugated and solid fiber products, including containers, pallets, pads, etc.....	09	150441		618.233	617.423	617.423	617.215	618.087
Office supplies and accessories.....	09	1506		259.860	265.894	256.952	266.485	266.318
Envelopes.....	09	150636	12/84	257.450	258.686	259.347	260.692	256.298
Die-cut paper and paperboard office supplies.....	09	150646	12/03	257.950	257.950	258.701	260.850	277.247
Paper supplies for business machines and other misc. unprinted office supplies.....	09	150655	06/90	250.311	267.716	227.706	258.870	255.318
Tablets, pads, and related products.....	09	150657	12/11	131.654	131.836	136.414	139.138	140.896
Fiber cans, tubes, and similar fiber products.....	09	1507		483.575	485.886	485.752	486.262	486.844
Fiber cans, all fiber and composite.....	09	150731	12/09	179.630	180.777	180.006	180.562	181.243
Fiber cores and tubes.....	09	150732	12/09	189.457	190.210	190.554	190.554	190.554
Paperboard cones, reels, spools, bobbins, blocks, and all vulcanized fiber products.....	09	150733	12/09	155.707	155.856	155.856	155.856	155.856
Molded pulp goods, including egg cartons, florists pots, food trays, etc.....	09	1508	06/85	270.334	270.512	272.104	276.543	278.153
Molded pulp goods, including egg cartons, florists pots, food trays, etc.....	09	150814	06/90	235.297	235.452	236.838	240.701	242.103
Miscellaneous converted paper and paperboard products.....	09	1509	12/84	252.345	253.325	253.709	253.349	251.842
Pasted, lined, laminated, or surface-coated paperboard.....	09	150901	12/84	341.041	341.041	341.041	341.041	333.949
Wallcoverings.....	09	150902	06/85	189.397	189.397	189.397	189.397	189.397

See footnotes at end of table.

Table 9. Producer price indexes for commodity and service groupings and individual items, not seasonally adjusted — Continued

[January 2023, Index base 1982=100, unless otherwise indicated]

Title	Commodity code		Other index base	Unadjusted index ¹				
	Group code	Item code		Sept. 2022	Oct. 2022 ^P	Nov. 2022 ^P	Dec. 2022 ^P	Jan. 2023 ^P
Other sanitary paper products & misc. converted paper & paperboard products.....	09	150999	12/84	247.217	248.427	248.901	248.458	247.745
Miscellaneous converted paper and paperboard products.....	09	1509992	06/10	151.871	152.836	153.215	152.861	152.193
Pressure-sensitive products.....	09	16	12/82	245.251	245.582	245.778	248.436	249.019
Pressure-sensitive products.....	09	1601	12/82	245.251	245.582	245.778	248.436	249.019
Pressure-sensitive products.....	09	160101	12/82	244.749	245.080	245.275	247.928	248.509
Building paper & building board mill prods.....	09	2		347.107	337.620	336.562	308.620	308.512
Hardboard, particleboard & fiberboard prods.....	09	22		327.453	318.503	317.505	291.145	291.043
Particleboard and fiberboard.....	09	2201		342.186	330.846	329.777	299.663	299.621
Particleboard made from particleboard produced at the same location...	09	220125	12/82	410.350	402.972	403.696	397.798	397.336
Prefinished particleboard and medium density fiberboard (MDF) made from purchased materials.....	09	220141	12/02	281.887	285.197	286.333	277.477	277.477
Hardboard products.....	09	2202	06/84	235.987	243.229	242.685	241.379	240.032
Hardboard products.....	09	220206	12/11	179.901	185.422	185.007	184.012	182.985
Publications, printed matter and printing material.....	09	4	06/09	137.587	137.924	139.211	139.738	142.086
Books printing.....	09	44	12/83	260.969	263.912	267.686	268.852	273.513
Books printing.....	09	4401	12/83	260.969	263.912	267.686	268.852	273.513
Books printing.....	09	440114	06/05	166.070	167.943	170.345	171.086	174.053
Textbook printing and binding.....	09	4401141	12/11	161.443	162.503	162.685	162.685	162.782
Technical, scientific, & professional book printing & binding.....	09	4401143	12/11	149.475	150.536	150.642	151.269	151.312
Religious book printing and binding.....	09	4401145	12/11	160.915	162.663	163.539	163.655	164.902
General book (trade, etc.) printing and binding.....	09	4401147	12/11	186.818	191.014	197.939	198.085	206.823
Other book and pamphlet printing and binding.....	09	440114E	12/11	115.537	115.559	115.559	117.733	117.733
Manifold business forms printing.....	09	45	12/83	421.696	421.696	421.696	422.097	422.097
Manifold business forms printing.....	09	4501	12/83	421.696	421.696	421.696	422.097	422.097
Manifold business forms printing, excluding checkbooks.....	09	450105	09/18	114.180	114.180	114.180	114.289	114.289
Commercial printing.....	09	47	06/82	223.331	223.764	226.077	227.012	230.923
Magazine and periodical printing.....	09	4701	06/82	169.514	170.095	170.095	172.316	172.865
Magazine and periodical printing (lithographic).....	09	470102	06/82	180.396	181.015	181.015	183.379	183.962
Label and wrapper printing for packaging.....	09	4702	06/82	250.977	251.322	253.572	253.803	256.189
Label and wrapper printing (lithographic).....	09	470202	06/82	179.795	179.795	179.795	179.795	179.795
Label and wrapper printing (flexographic).....	09	470205	12/08	154.993	155.315	157.418	157.633	158.473
Catalog and directory printing.....	09	4703	06/82	158.500	158.205	159.010	159.263	160.624
Catalog and directory printing (lithographic).....	09	470302	06/82	172.532	172.211	173.088	173.363	174.845
Advertising printing.....	09	4705	06/82	183.946	184.384	185.228	185.626	185.899
Advertising printing (lithographic).....	09	470506	06/82	180.379	180.828	181.656	182.046	182.314
Other general job printing.....	09	4706	06/82	284.414	284.600	295.231	297.204	297.218
Quick printing.....	09	470604	12/08	121.100	121.100	121.100	122.208	122.208
Other commercial and general job printing.....	09	470609	06/82	283.821	284.055	297.441	299.435	299.454
Other commercial and general job printing (lithographic).....	09	4706091	06/09	128.214	128.324	134.611	135.548	135.557
All other commercial and general job printing.....	09	4706094	09/18	128.850	128.850	128.850	128.850	128.850
Other commercial printing, incl. screen, engraving, digital, & general job exc. labels/wrappers.....	09	4711	12/88	189.235	189.944	191.422	192.420	200.834
Commercial screen printing, excluding on garments, apparel accessories, & other fabric articles.....	09	471101	06/82	171.522	173.751	173.751	177.764	183.349
Screen printing (excluding on textiles, apparel, apparel accessories, and labels).....	09	4711012	06/09	122.108	123.695	123.695	126.551	130.528
Other commercial and general job screen printing.....	09	47110123	06/10	126.963	126.963	126.963	126.963	129.933
Digital printing.....	09	471103	12/88	144.246	144.373	145.872	146.123	152.821
Blankbooks, binders, and bookbinding work.....	09	48	06/85	329.675	330.254	330.254	330.825	338.059
Tradebinding and related work.....	09	4802	12/85	212.398	213.648	213.648	214.880	215.148
Miscellaneous binding and postpress work, incl collating, perforating, folding, gluing, etc.....	09	480203	12/11	134.676	134.676	134.676	134.676	134.869
Softcover, pamphlet, sample book, and other binding of books and materials printed elsewhere.....	09	480204	12/11	136.623	138.811	138.811	141.103	141.109
Services for the printing trade.....	09	49	06/85	112.772	112.772	112.772	112.772	112.772
Prepress services, including platemaking.....	09	4905	12/03	100.601	100.601	100.601	100.601	100.601
Prepress services, excl platemaking (incl film, assembled flats, color sep., typesetting, etc.).....	09	490501	12/03	98.838	98.838	98.838	98.838	98.838
Printing plates and cylinders, prepared for printing (excl blank plates and blank cylinders).....	09	490502	12/03	107.956	107.956	107.956	107.956	107.956
Metals and metal products.....	10	-		316.229	308.701	308.194	307.113	309.259
Iron and steel.....	10	1		353.075	336.866	328.074	324.347	326.060
Iron ores.....	10	11		211.381	212.131	215.261	214.962	216.837
Iron ores.....	10	1105	12/97	222.134	222.922	226.211	225.897	227.868
Iron ores.....	10	110555	12/97	222.134	222.922	226.211	225.897	227.868
Iron and steel scrap.....	10	12		527.719	510.006	493.216	531.513	591.546

See footnotes at end of table.

Table 9. Producer price indexes for commodity and service groupings and individual items, not seasonally adjusted — Continued
 [January 2023, Index base 1982=100, unless otherwise indicated]

Title	Commodity code		Other index base	Unadjusted index ¹				
	Group code	Item code		Sept. 2022	Oct. 2022 ^P	Nov. 2022 ^P	Dec. 2022 ^P	Jan. 2023 ^P
Carbon steel scrap.....	10	1211	12/86	485.069	469.730	450.923	487.248	544.248
Heavy melting scrap.....	10	121191	06/96	278.077	270.724	262.179	283.977	322.544
Carbon steel scrap bundles.....	10	121192	06/96	260.532	241.894	227.585	246.363	268.931
Shredded carbon steel scrap.....	10	121193	06/96	244.446	232.667	221.038	239.226	268.518
Cut plate and structural scrap.....	10	121194	06/96	261.419	257.104	250.685	267.534	294.604
Other carbon steel scrap.....	10	121195	06/96	183.091	206.367	206.367	223.808	242.328
Stainless and other alloy steel scrap.....	10	1212	12/86	425.807	389.956	414.627	456.148	485.493
Stainless and other alloy steel scrap.....	10	121208	06/96	275.875	252.648	268.632	295.533	314.545
Cast iron scrap.....	10	1213	12/86	309.924	308.813	299.434	304.301	325.537
Cast iron scrap.....	10	121308	06/96	241.285	240.420	233.118	236.908	253.440
Other ferrous scrap.....	10	1215	06/06	99.317	96.574	98.929	97.431	121.344
Other ferrous scrap.....	10	121501	06/06	99.317	96.574	98.929	97.431	121.344
Foundry and forge shop products.....	10	15		274.639	273.456	274.471	274.847	278.925
Pressure and soil pipe & fittings, cast iron.....	10	1502		575.577	572.609	610.271	616.010	613.126
Pressure pipe & fittings, cast iron.....	10	15021	12/11	138.006	137.110	148.482	150.215	149.079
Pressure pipe & fittings, ductile iron.....	10	150211		417.824	415.095	450.639	446.688	443.226
Other gray and ductile iron castings.....	10	1504		264.671	268.121	268.111	266.060	265.738
Ductile iron castings (excluding pressure pipe & fittings).....	10	150413	12/03	189.866	192.482	192.511	192.305	192.195
Ductile iron castings for automotive uses.....	10	1504131	06/12	110.646	111.015	110.944	110.767	110.938
Ductile iron castings for all other uses.....	10	1504132	06/12	138.365	141.337	141.441	141.343	141.093
Gray iron castings (excluding soil & pressure pipe & fittings).....	10	150419	12/11	135.716	137.480	137.457	135.654	135.361
Steel investment castings.....	10	1506		319.220	312.146	312.146	312.146	317.382
Steel investment castings.....	10	150624	12/03	182.221	178.182	178.182	178.182	181.171
Carbon steel castings, except investment.....	10	1507		276.485	276.757	277.615	284.676	285.419
Carbon steel castings, except investment.....	10	150701	12/03	187.143	187.327	187.907	192.687	193.190
High alloy steel castings, excluding investment.....	10	1508		370.047	370.047	370.085	370.085	395.866
High alloy steel castings, excluding investment.....	10	150801	12/03	271.830	271.830	271.859	271.859	290.797
Other alloy steel castings, except investment.....	10	1509		267.986	265.214	265.212	265.212	265.687
Other alloy steel castings, except investment.....	10	150901	12/03	191.967	189.982	189.980	189.980	190.320
Other forge shop products.....	10	1513	06/82	201.487	199.470	198.238	198.825	204.010
Closed die forgings, ferrous.....	10	151359	06/98	149.054	147.939	146.735	144.497	148.591
Hot impression die impact, press and upset steel forgings.....	10	15135912	12/17	121.445	120.478	119.498	117.675	121.009
Hot impression die impact, press, and upset carbon steel forgings.....	10	151359121	12/17	113.975	112.628	112.123	108.097	110.781
Hot impression die impact, press, & upset alloy steel forgings, except stainless and high temp.....	10	151359122	12/17	126.015	125.335	123.579	124.136	126.615
Steel mill products.....	10	17		357.587	337.206	326.698	315.768	308.444
Semifinished steel mill products.....	10	1702	06/82	468.405	454.672	447.567	433.018	441.512
Hot rolled steel bars, plates, and structural shapes.....	10	1704	06/82	323.589	319.265	309.332	301.024	292.725
Hot rolled steel bars, plates, and structural shapes, carbon.....	10	170410	12/17	187.333	185.132	179.932	174.249	169.748
Steel wire.....	10	1705	06/82	431.685	423.116	418.748	412.857	414.844
Steel wire, carbon.....	10	170501	12/03	391.738	387.513	380.029	372.383	372.130
Steel wire, stainless steel.....	10	170502	12/10	203.832	195.142	195.142	195.105	195.105
Steel pipe and tube.....	10	1706	06/82	483.168	473.076	468.438	454.600	448.330
Steel pipe and tube, carbon.....	10	170652	12/17	207.544	200.026	198.118	191.905	188.892
Steel pipe and tube, stainless steel.....	10	170674	12/10	153.728	155.108	153.496	151.481	153.040
Cold rolled steel sheet and strip.....	10	1707	06/82	441.036	368.249	356.160	349.378	319.632
Cold rolled steel sheet and strip.....	10	170710	06/82	441.036	368.249	356.160	349.378	319.632
Cold finished steel bars and bar shapes.....	10	1708	06/82	301.391	292.638	293.241	288.020	288.174
Cold finished steel bars and bar shapes.....	10	170810	12/17	157.325	152.756	153.071	150.345	150.426
Electrometallurgical ferroalloy products.....	10	1712	12/17	177.269	172.529	170.024	168.340	166.023
Electrometallurgical ferroalloy products.....	10	171201	12/17	177.269	172.529	170.024	168.340	166.023
Nonferrous metals.....	10	2		326.154	316.289	325.519	326.881	334.626
Nonferrous metal ores.....	10	21	12/83	516.771	488.946	518.846	501.086	523.635
Other metal ores.....	10	2112	12/03	2,613.869	2,377.284	-	-	-
Other metal ores.....	10	211201	12/03	2,613.869	2,377.284	-	-	-
Primary nonferrous metals.....	10	22		227.656	221.431	233.494	236.375	243.482
Primary nonferrous metals.....	10	2201		233.270	226.891	239.252	242.205	249.486
Copper cathode and refined copper.....	10	220131	12/96	223.691	221.779	228.488	228.488	232.710
Other nonferrous metals, unalloyed.....	10	220181	06/88	334.530	324.790	340.317	350.783	366.795
Nonferrous scrap.....	10	23		482.603	461.603	468.201	479.418	489.233
Copper base scrap.....	10	2301		554.965	538.946	588.340	600.111	618.359
No. 1 copper scrap, including wire.....	10	230101	12/86	453.866	433.539	492.822	498.119	518.068
No. 2 copper scrap, including wire.....	10	230102	12/86	729.577	695.386	796.322	809.361	844.624
Yellow brass scrap.....	10	230103	12/86	605.265	603.966	627.576	650.281	668.761
Other copper and brass scrap.....	10	230104	12/86	641.182	639.454	641.960	662.220	663.529
Aluminum base scrap.....	10	2302		245.470	227.399	226.405	248.635	265.303
Used beverage can scrap.....	10	230205	12/86	198.647	183.289	197.799	202.660	196.867

See footnotes at end of table.

Table 9. Producer price indexes for commodity and service groupings and individual items, not seasonally adjusted — Continued
 [January 2023, Index base 1982=100, unless otherwise indicated]

Title	Commodity code		Other index base	Unadjusted index ¹				
	Group code	Item code		Sept. 2022	Oct. 2022 ^P	Nov. 2022 ^P	Dec. 2022 ^P	Jan. 2023 ^P
Other old aluminum base scrap.....	10	230206	12/86	170.883	173.243	181.483	181.417	186.002
Other nonferrous scrap (including lead, zinc and precious metals).....	10	2303		598.928	581.203	567.592	550.563	535.336
Other nonferrous scrap (including lead, zinc and precious metals).....	10	230309	06/06	256.145	248.564	242.743	235.460	228.948
Secondary nonferrous metals.....	10	24		311.938	304.857	320.653	323.002	325.028
Secondary aluminum.....	10	2402		303.025	291.948	286.339	286.962	288.032
Secondary aluminum.....	10	240229	06/97	188.585	181.691	178.200	178.588	179.254
Secondary copper, alloyed and unalloyed.....	10	2403		701.566	668.617	685.573	667.988	683.563
Secondary copper, alloyed and unalloyed.....	10	240339	06/97	459.716	438.125	449.236	437.713	447.918
Secondary precious metals.....	10	2406		334.464	322.243	373.241	-	384.877
Secondary precious metals.....	10	240669	06/97	396.584	382.094	442.563	-	456.361
All other miscellaneous secondary nonferrous metals, including lead and zinc.....	10	2408	06/11	97.339	103.099	101.867	106.747	104.762
Nonferrous mill shapes.....	10	25		270.105	260.782	262.356	265.125	272.419
Aluminum mill shapes.....	10	2501		238.823	231.681	228.166	230.635	238.240
Aluminum sheet and strip.....	10	250105	12/03	149.585	145.001	142.621	144.258	147.657
Extruded aluminum rod, bar, and other extruded shapes.....	10	250162	12/04	162.519	155.686	154.139	156.153	163.458
Aluminum extruded and drawn pipe and tube.....	10	250163	12/04	117.647	112.111	110.643	112.301	121.707
Copper and brass mill shapes.....	10	2502		559.195	531.671	560.272	568.950	580.608
Copper and copper alloy sheet, strip and plate.....	10	250237	12/03	275.981	270.166	289.511	292.339	303.765
Copper and copper alloy rod, bar and shapes.....	10	250238	12/03	327.033	318.609	342.551	346.763	354.097
Copper and copper alloy pipe and tube.....	10	250239	06/04	371.343	331.501	331.760	-	341.070
Nickel and nickel-base alloy mill shapes.....	10	2504		235.452	227.204	223.675	223.410	225.192
Nickel and nickel-base alloy mill shapes.....	10	250466	12/03	171.082	165.089	162.525	162.332	163.627
Titanium and titanium-base alloy mill shapes.....	10	2505		197.340	198.218	198.218	198.218	201.574
Titanium and titanium-base alloy mill shapes.....	10	250505	12/03	175.543	176.324	176.324	176.324	179.309
Other nonferrous mill shapes.....	10	2519		255.372	246.637	247.315	247.931	255.276
All other nonferrous metal mill shapes, except precious metal.....	10	251935	12/03	241.497	229.126	230.087	230.958	234.364
Nonferrous wire and cable.....	10	26		348.797	348.351	359.551	363.315	369.144
Nonferrous wire and cable.....	10	2603	12/82	357.777	357.320	368.808	372.669	378.648
Electronic wire and cable.....	10	260301	12/82	304.696	313.863	314.882	314.882	322.524
Copper wire and cable.....	10	260314	12/86	367.821	366.290	376.068	381.066	391.008
Power wire and cable.....	10	260332	06/04	351.518	-	384.977	397.914	394.925
Fiber optic cable.....	10	260333	12/88	67.120	67.120	67.120	67.120	67.120
Other wire and cable.....	10	260398	06/04	206.996	208.972	208.859	210.476	210.505
Nonferrous forge shop products.....	10	27	12/83	207.658	203.365	203.930	204.036	202.871
Nonferrous forge shop products.....	10	2701	12/83	207.658	203.365	203.930	204.036	202.871
Nonferrous forge shop products.....	10	270111	12/83	208.645	204.332	204.900	205.007	203.836
Hot impression die, impact, press and upset aluminum and other nonferrous forgings.....	10	2701111	12/07	123.327	120.601	120.960	121.027	120.262
Hot impression die, impact, press and upset aluminum and aluminum alloy forgings.....	10	27011111	12/07	138.925	133.078	133.402	133.547	131.233
Hot impression die, impact, press and upset titanium and titanium alloy forgings.....	10	27011112	12/07	105.677	105.677	105.677	105.677	106.323
Other nonferrous hot impression die impact, press, and upset forgings.....	10	27011113	12/07	121.924	121.924	123.556	123.556	125.432
Nonferrous foundry shop products.....	10	28		268.939	267.596	271.315	271.296	272.427
Aluminum castings.....	10	2802		228.388	227.560	232.108	232.242	232.190
Aluminum die-castings.....	10	280207	06/83	195.066	193.935	198.338	198.005	196.867
Aluminum castings, excluding die-castings.....	10	280208	05/18	127.616	127.699	129.574	130.223	131.473
Castings, nonferrous (except aluminum).....	10	2807	12/11	136.446	135.425	135.797	135.625	137.422
Castings, nonferrous (except aluminum).....	10	280701	12/11	136.446	135.425	135.797	135.625	137.422
Nonferrous die-castings (except aluminum).....	10	2807011	12/11	139.638	137.867	137.390	137.510	139.143
Copper base castings (excluding die-castings).....	10	2807013	12/11	131.581	131.008	132.728	132.068	133.700
Metal containers.....	10	3		237.998	237.478	236.419	236.402	232.531
Metal cans and can components.....	10	31		213.013	212.931	212.931	212.931	209.533
Steel cans and tinware end products.....	10	3102		325.315	325.315	325.315	325.315	328.219
Steel cans and tinware end products.....	10	310231	12/01	255.010	255.010	255.010	255.010	257.287
Aluminum cans and can components.....	10	3103		153.456	153.361	153.361	153.361	148.480
Aluminum cans and can components.....	10	310331	12/01	181.041	180.929	180.929	180.929	175.171
Barrels, drums, pails and other metal containers.....	10	32		470.591	466.614	457.226	457.080	448.762
Barrels, drums, pails and other metal containers.....	10	3201		470.591	466.614	457.226	457.080	448.762
Steel shipping barrels and drums (excl. beer barrels) (more than 12-gallon capacity).....	10	320106	12/11	190.652	185.490	172.819	172.819	167.272
All other metal containers.....	10	320107	12/11	188.648	188.697	188.697	188.593	184.969
Hardware.....	10	4		280.108	280.660	281.772	283.762	286.133
Hardware, n.e.c.....	10	41		284.633	283.475	284.768	287.558	290.365
Builders' hardware.....	10	4101		335.460	333.508	333.835	340.510	341.772

See footnotes at end of table.

Table 9. Producer price indexes for commodity and service groupings and individual items, not seasonally adjusted — Continued

[January 2023, Index base 1982=100, unless otherwise indicated]

Title	Commodity code		Other index base	Unadjusted index ¹				
	Group code	Item code		Sept. 2022	Oct. 2022 ^P	Nov. 2022 ^P	Dec. 2022 ^P	Jan. 2023 ^P
Builders' hardware (lock units, key blanks, door & window hardware, cabinet hardware, etc.).....	10	410104	06/07	169.052	168.068	168.232	171.596	172.232
Transportation equipment hardware.....	10	4103		194.090	193.539	196.313	196.313	201.714
Motor vehicle hardware.....	10	410311	06/85	161.712	161.712	166.633	166.633	169.478
Other transportation equipment hardware, incl. marine & aircraft (excl. motor vehicle hardware).....	10	410341	06/85	578.627	572.245	553.576	553.576	—
Furniture hardware.....	10	4104		332.855	332.007	330.312	330.312	326.361
Furniture hardware.....	10	410411	06/85	297.363	296.606	295.092	295.092	291.562
Other miscellaneous hardware.....	10	4105	06/85	466.582	466.116	466.062	466.090	465.874
Other miscellaneous hardware.....	10	410502	12/03	330.117	329.788	329.749	329.769	329.616
Hand and edge tools.....	10	42		279.435	283.010	283.834	284.466	286.008
Hand and edge tools.....	10	4201		279.435	283.010	283.834	284.466	286.008
Mechanics hand service tools.....	10	420135	06/06	141.014	143.364	144.360	145.125	146.516
Edge tools, hand operated.....	10	420145	06/06	165.473	165.473	165.473	165.473	165.473
All other misc handtools, including cutting dies, machine & power-driven (except metal cutting).....	10	420155	06/06	145.219	145.621	145.621	145.621	146.683
All other handtools, n.e.c.....	10	4201554	12/11	134.430	134.940	134.940	134.940	—
Saw blades and handsaws.....	10	420168	12/03	135.225	139.272	139.272	139.272	—
Plumbing fixtures and fittings.....	10	5		329.619	330.929	331.026	330.497	335.212
Plumbing fixture fittings and trim.....	10	54		386.700	388.615	388.615	388.615	394.728
Plumbing fixtures, fittings, and trim.....	10	5402		386.538	388.453	388.453	388.453	394.563
Lavatory and sink fittings.....	10	540218	06/98	196.321	197.312	197.312	197.312	203.488
Miscellaneous plumbing fixtures, fittings, and trim.....	10	540223	06/83	396.535	396.535	396.535	396.535	397.862
Enameled iron & metal sanitary ware.....	10	56	12/86	287.128	287.957	288.344	286.216	290.568
Enameled iron and metal sanitary ware.....	10	5601	12/86	287.128	287.957	288.344	286.216	290.568
Enameled iron and metal sanitary ware.....	10	560102	12/03	204.902	205.493	205.769	204.251	207.356
Heating equipment.....	10	6		371.020	372.013	380.726	381.830	383.274
Steam and hot water equipment.....	10	61		393.333	393.333	393.333	393.333	393.333
Steam and hot water equipment.....	10	6101		393.333	393.333	393.333	393.333	393.333
Cast iron heating boilers, radiators and convectors.....	10	610106	06/99	269.855	269.855	269.855	269.855	269.855
Furnaces and heaters, including parts.....	10	62		291.292	292.757	298.221	297.768	298.095
Furnaces and heaters, including parts.....	10	6201		291.292	292.757	298.221	297.768	298.095
Furnaces and heaters, including parts.....	10	620146	12/03	192.542	193.510	197.122	196.822	197.039
Warm air furnaces, including parts.....	10	6201461	12/09	171.013	171.773	173.819	173.501	173.749
Warm air furnaces.....	10	62014611	12/09	166.289	167.131	169.395	169.043	169.296
Floor and wall furnaces, unit heaters, infrared heaters, & mechanical stokers, including parts.....	10	6201462	12/09	144.527	145.692	153.516	153.516	153.556
Other heating equipment, non-electric, including parts.....	10	63		332.981	334.452	351.953	356.594	361.355
Other heating equipment, non-electric, including parts.....	10	6301		332.981	334.452	351.953	356.594	361.355
Other heating equipment, non-electric, including parts.....	10	630161	06/99	206.689	207.602	218.466	221.346	224.301
Domestic heating stoves.....	10	64		252.894	252.894	271.720	271.720	275.227
Domestic heating stoves.....	10	6401		252.894	252.894	271.720	271.720	275.227
Domestic heating stoves.....	10	640141	06/99	199.133	199.133	213.957	213.957	216.718
Domestic water heaters.....	10	66		569.210	569.210	569.385	569.385	569.385
Domestic water heaters.....	10	6601		569.210	569.210	569.385	569.385	569.385
Household water heaters, electric, for permanent installation.....	10	660101		563.918	563.918	563.918	563.918	563.918
Household water heaters, except electric.....	10	660114	12/00	346.462	346.462	346.657	346.657	346.657
Fabricated structural metal products.....	10	7		369.311	366.770	363.651	362.129	361.321
Metal doors, sash, and trim.....	10	71		422.541	425.493	426.020	426.044	426.082
Metal doors and frames (except storm).....	10	7102	06/83	399.223	401.489	402.289	402.327	402.403
Metal doors and frames (except storm).....	10	710209	06/07	207.107	208.283	208.697	208.717	208.756
Metal windows (except storm sash).....	10	7103	06/83	400.665	405.639	405.798	405.798	405.720
Metal windows (except storm sash).....	10	710313	06/97	273.538	276.934	277.042	277.042	276.989
Metal molding and trim and store fronts.....	10	7104	06/83	1,050.703	1,057.060	1,057.060	1,057.060	1,057.012
Metal molding and trim and store fronts.....	10	710413	06/83	1,050.703	1,057.060	1,057.060	1,057.060	1,057.012
Metal combination screen, storm sash, and storm doors.....	10	7105	06/83	228.111	232.272	232.272	232.272	232.272
Metal combination screen, storm sash, and storm doors.....	10	710515	06/83	228.111	232.272	232.272	232.272	232.272
Metal window and door screens (except combination screens) and metal weather strip.....	10	7107	05/16	153.972	154.147	154.147	154.147	154.147
Metal window and door screens (except combination screens) and metal weather strip.....	10	710717	05/16	153.972	154.147	154.147	154.147	154.147
Metal tanks.....	10	72		317.739	318.241	318.460	318.263	321.461
Metal tanks.....	10	7201		317.739	318.241	318.460	318.263	321.461
Metal tanks, heavy gauge, including field-erected.....	10	720123		317.739	318.241	318.460	318.263	321.461
Sheet metal products.....	10	73		319.881	321.198	317.522	317.139	315.074
Sheet metal products.....	10	7301		319.881	321.198	317.522	317.139	315.074

See footnotes at end of table.

Table 9. Producer price indexes for commodity and service groupings and individual items, not seasonally adjusted — Continued

[January 2023, Index base 1982=100, unless otherwise indicated]

Title	Commodity code		Other index base	Unadjusted index ¹				
	Group code	Item code		Sept. 2022	Oct. 2022 ^P	Nov. 2022 ^P	Dec. 2022 ^P	Jan. 2023 ^P
Sheet metal air-conditioning ducts and stove pipe.....	10	730120	12/03	289.182	289.244	289.244	289.244	291.464
Sheet metal roofing and roof drainage equipment.....	10	730170	12/03	246.221	251.805	242.203	242.995	241.631
Sheet metal electronic enclosures.....	10	7301C	06/11	140.267	140.319	140.150	140.200	140.355
Steel sheet metal computer & peripheral equipment enclosures.....	10	7301C1	06/11	121.567	122.558	122.407	122.575	122.630
Aluminum sheet metal computer & peripheral equipment enclosures.....	10	7301C2	06/11	167.886	167.861	167.648	167.648	167.765
Other sheet metal electronic enclosures (excl. computers).....	10	7301C3	06/11	139.517	138.996	138.835	138.827	139.088
Other sheet metal work.....	10	7301G	06/11	137.887	138.370	137.374	137.123	137.030
Aluminum and other sheet metal work.....	10	7301G3	06/11	131.293	132.041	130.499	130.112	129.955
Structural, architectural, and pre-engineered metal products.....	10	74		373.455	367.823	362.916	360.666	359.447
Fabricated structural metal.....	10	7405		370.470	364.901	362.563	358.867	356.840
Fabricated structural metal bar joists and concrete reinforcing bars.....	10	74051		362.175	353.146	350.066	344.706	340.079
Fabricated structural iron & steel for industrial bldgs metal bar joists, short span.....	10	740510	06/11	180.464	170.240	168.154	165.877	164.715
Fabricated structural iron & steel for commercial, residential, institutional, & public bldgs.....	10	740514	06/11	208.905	204.974	203.321	200.141	197.116
Other fabricated structural metal, including for bridges.....	10	74055	06/82	372.787	372.702	371.570	370.540	370.703
Fabricated structural metal for bridges.....	10	740553	12/07	166.025	170.469	170.747	168.867	174.435
Other fabricated structural iron and steel, aluminum, and other metals.....	10	740554	12/07	176.318	175.548	174.886	174.630	174.168
Custom roll form products.....	10	7407		260.172	249.849	237.394	237.293	237.380
Custom roll form products.....	10	740775	06/90	245.631	235.885	224.125	224.030	224.112
Ornamental and architectural metal work.....	10	7408	12/83	533.845	533.743	530.556	530.556	530.611
Iron, steel, and aluminum stairs, staircases and fire escapes.....	10	740803	12/83	585.722	585.144	575.584	575.584	575.584
Steel and aluminum fences, gates (not wire), and railings and window guards.....	10	740813	12/97	297.960	297.960	297.946	297.946	298.155
Open metal flooring, grating and studs.....	10	740814	12/97	—	—	289.823	—	—
Other architectural and ornamental metal work.....	10	74082	12/97	322.201	322.257	322.257	322.257	322.257
Other aluminum and metal architectural and ornamental work.....	10	740821	12/08	207.995	207.995	207.995	207.995	207.995
Other iron and steel architectural and ornamental work.....	10	740822	12/08	208.421	208.477	208.477	208.477	208.477
Fabricated metal pipe, tube, and fittings.....	10	7411	12/11	139.344	138.724	137.306	136.887	136.916
Fabricated metal pipe, tube, and fittings.....	10	741151	12/11	139.344	138.724	137.306	136.887	136.916
Heat exchangers and steam condensers.....	10	75		412.962	414.558	415.316	417.090	417.132
Heat exchangers and steam condensers.....	10	7501		412.629	414.224	414.981	416.754	416.795
Heat exchangers and steam condensers (except for nuclear applications).....	10	750103		416.415	417.054	418.100	420.308	420.308
Steel power boilers, parts and attachments (excl. nuclear applications).....	10	750106	05/22	99.426	101.129	—	—	101.187
Fabricated steel plate.....	10	76		336.245	336.245	333.302	330.554	330.554
Fabricated steel plate.....	10	7601		336.245	336.245	333.302	330.554	330.554
Fabricated steel plate.....	10	760102	12/01	229.523	229.523	227.514	225.639	225.639
Prefabricated metal buildings.....	10	79		532.865	518.999	518.520	511.737	511.891
Prefabricated metal building systems (excl. farm service bldgs, residential bldgs, and parts).....	10	7901		549.532	537.307	537.316	534.015	534.015
Prefabricated metal building systems (excl. farm service bldgs, residential bldgs, and parts).....	10	790101	12/97	399.227	390.346	390.352	387.954	387.954
Industrial & commercial prefab metal building systems (excl farm svc bldgs, residential, parts).....	10	7901012	12/07	263.405	257.155	257.160	255.474	255.474
Farm service buildings and other prefabricated and portable buildings, steel and aluminum.....	10	7902		483.444	474.063	474.072	470.652	468.433
Farm service buildings and other prefabricated and portable buildings, steel and aluminum.....	10	790201	12/97	328.239	321.870	321.876	319.553	318.047
Panels, parts, and sections for prefabricated buildings, steel and aluminum.....	10	7903		441.662	419.319	416.624	394.694	397.270
Panels, parts, and sections for prefabricated buildings, steel and aluminum.....	10	790354		441.662	419.319	416.624	394.694	397.270
Miscellaneous metal products.....	10	8		220.268	220.638	222.445	222.128	222.394
Bolts, nuts, screws, rivets, and washers.....	10	81		296.058	292.961	291.071	291.443	294.182
Externally threaded fasteners, except aircraft types.....	10	8102	06/82	259.383	252.445	251.838	251.329	256.506
Hex bolts, including heavy, tap-and-joint.....	10	810206	06/82	208.435	203.422	197.789	198.088	203.273
Cap, set, machine, lag, flange, and self-locking screws, except aircraft types.....	10	810231		315.739	311.108	309.171	308.117	329.953
Other metal bolts, incl. square, round, plow, high-strength structural, and bent.....	10	810262	12/99	272.359	254.006	254.008	254.008	247.270
Other externally threaded metal fasteners, including studs, except aircraft types.....	10	810263	12/99	186.635	181.308	183.976	183.439	179.471
Internally threaded fasteners, except aircraft types.....	10	8103	06/82	147.990	147.607	148.456	152.167	152.167
Internally threaded fasteners, except aircraft types.....	10	810312	06/82	147.990	147.607	148.456	152.167	152.167
Nonthreaded metal fasteners, except aircraft types.....	10	8104	06/82	266.468	269.501	270.167	269.713	269.713
Nonthreaded metal fasteners, except aircraft types.....	10	810424	06/82	266.468	269.501	270.167	269.713	269.713
Aircraft fasteners, except plastics (including aerospace).....	10	8105	06/82	570.889	571.542	560.681	560.681	560.681
Aircraft fasteners, except plastics (including aerospace).....	10	810536	06/82	570.889	571.542	560.681	560.681	560.681

See footnotes at end of table.

Table 9. Producer price indexes for commodity and service groupings and individual items, not seasonally adjusted — Continued
 [January 2023, Index base 1982=100, unless otherwise indicated]

Title	Commodity code		Other index base	Unadjusted index ¹				
	Group code	Item code		Sept. 2022	Oct. 2022 ^P	Nov. 2022 ^P	Dec. 2022 ^P	Jan. 2023 ^P
Formed products, except fasteners, made by cold-, warm-, or hot-heading processes.....	10	8106	06/82	253.009	253.009	253.009	253.009	—
Formed products, except fasteners, made by cold-, warm-, or hot-heading processes.....	10	810648	06/82	253.009	253.009	253.009	253.009	—
Lighting fixtures.....	10	83		216.967	217.199	217.199	217.547	219.547
Residential electric lighting fixtures, except portable.....	10	8302		254.509	255.067	255.075	255.075	255.076
Residential electric lighting fixtures, except portable.....	10	830225	06/98	176.457	176.845	176.850	176.850	176.851
Commercial, institutional and industrial electric lighting fixtures.....	10	8303		238.146	238.516	238.516	239.249	242.834
Commercial and institutional electric lighting fixtures, including parts and accessories.....	10	830302	12/04	158.076	158.396	158.396	159.028	161.864
Industrial electric lighting fixtures,including parts and accessories.....	10	830304	12/04	190.243	190.243	190.243	190.243	190.243
Other lighting equipment.....	10	8305		199.426	199.470	199.470	199.470	200.032
Outdoor lighting equipment (including parts and accessories).....	10	830522	06/85	203.995	203.995	203.995	203.995	205.355
All other miscellaneous electric and nonelectric lighting equipment, incl parts and accessories.....	10	830524	06/85	125.785	125.854	125.854	125.854	125.854
Ammunition, except for small arms.....	10	85	12/85	236.982	240.560	240.560	240.560	240.560
Ammunition, except for small arms.....	10	8501	12/85	236.982	240.560	240.560	240.560	240.560
Ammunition, except for small arms.....	10	850101	12/85	236.982	240.560	240.560	240.560	240.560
Ordnance and ordnance accessories, n.e.c.....	10	86	12/85	223.603	223.603	223.603	223.603	224.803
Ordnance and ordnance accessories, n.e.c.....	10	8601	12/85	223.603	223.603	223.603	223.603	224.803
Ordnance and ordnance accessories, n.e.c.....	10	860101	12/85	223.603	223.603	223.603	223.603	224.803
Fabricated ferrous wire products.....	10	88	06/82	365.878	368.871	365.799	361.800	361.435
Ferrous wire rope, cable, forms and strand.....	10	8801	06/82	373.364	367.496	365.526	351.310	353.101
Ferrous wire rope, cable, forms and strand.....	10	880101	06/82	373.364	367.496	365.526	351.310	353.101
Ferrous wire cloth, other woven wire products.....	10	8807	06/82	213.930	215.652	215.652	215.652	215.652
Ferrous wire cloth, other woven wire products.....	10	880701	06/82	213.930	215.652	215.652	215.652	215.652
Other fabricated ferrous wire products.....	10	8809	06/82	349.334	357.523	353.176	353.998	352.837
Steel fencing and fence gates.....	10	880993	06/09	159.035	153.682	150.903	151.688	147.806
Other fabricated ferrous wire products, n.e.c.....	10	880996	12/11	161.275	167.343	165.538	165.813	165.821
Steel nails, staples, tacks, spikes and brads.....	10	8812	06/09	254.788	254.880	254.899	255.184	254.617
Steel nails, staples, tacks, spikes and brads.....	10	881201	06/09	254.788	254.880	254.899	255.184	254.617
Other miscellaneous metal products.....	10	89		200.110	200.591	203.300	203.074	202.932
Wire springs.....	10	8904		329.310	330.023	330.590	328.687	327.952
Precision mechanical wire springs.....	10	890424		262.131	263.624	264.812	265.022	265.180
Precision mechanical extension- and torsion-type wire springs.....	10	8904241	12/09	158.146	160.313	159.824	159.335	159.029
Precision mechanical compression-type springs.....	10	8904242	12/09	146.662	146.979	148.138	148.507	148.866
Other metal products.....	10	8905		182.609	182.370	185.011	184.902	184.403
Automotive job stampings.....	10	890507		124.446	124.526	129.464	129.432	128.921
Precision turned products, automotive.....	10	890521	12/83	156.058	155.228	155.228	155.228	155.228
Precision turned products, except automotive.....	10	890522	12/83	253.596	253.596	254.294	254.323	254.671
Metal powders, paste, and flake.....	10	890564	06/85	235.730	235.730	235.772	235.772	227.844
Powder metallurgy parts, except bearings, gears, etc.....	10	890571	12/91	137.129	134.967	134.514	134.470	134.268
Other fabricated metal products.....	10	890589	06/85	245.163	244.179	242.878	242.271	244.157
Metal stampings n.e.c.....	10	8907	06/84	249.871	250.053	243.652	243.262	244.914
Metal job stampings, except automotive.....	10	890701		284.570	286.093	277.021	276.468	279.911
Recreational vehicle metal job stamping.....	10	8907011	12/10	168.012	169.014	142.955	142.955	146.009
Motor and generator metal job stamping.....	10	8907012	12/10	124.707	118.070	118.070	118.070	113.469
Other metal job stampings.....	10	8907013	12/10	139.985	141.298	141.298	140.880	144.005
Metal foil and leaf.....	10	8908	12/84	187.230	206.567	206.567	206.567	211.923
Flexible packaging foil.....	10	890811	12/84	167.008	184.257	184.257	184.257	189.034
Heavy gauge springs.....	10	8909	06/04	218.330	218.332	294.552	291.680	291.972
Hot formed steel springs, except wire.....	10	890912	06/04	208.565	—	—	—	—
Cold formed steel springs, except wire.....	10	890913	06/04	228.835	228.838	387.989	387.606	387.511
Machinery and equipment.....	11	—		167.846	168.706	169.261	169.679	171.441
Agricultural machinery and equipment.....	11	1		308.633	314.954	314.770	314.639	314.171
Agricultural machinery and equipment.....	11	14	12/02	193.216	197.173	197.058	196.975	196.682
Commercial turf and grounds care equipment, including parts and attachments.....	11	1401	12/02	159.367	160.137	160.859	160.859	159.465
Commercial turf and grounds care equipment, including parts and attachments.....	11	140111	12/02	159.367	160.137	160.859	160.859	159.465
Farm plows, harrows, rollers, pulverizers, etc., and attachments.....	11	1402	12/02	283.843	283.843	283.843	283.843	283.843
Farm plows, harrows, rollers, pulverizers, etc., and attachments.....	11	140211	12/02	283.843	283.843	283.843	283.843	283.843
Farm dairy equipment, sprayers and dusters, farm blowers, and attachments.....	11	1404	12/02	174.233	174.233	173.782	173.782	175.099
Farm dairy equipment, sprayers and dusters, farm blowers, and attachments.....	11	140411	12/02	174.233	174.233	173.782	173.782	175.099
Planting, seeding, and fertilizing machinery and attachments.....	11	1405	12/02	192.341	194.665	194.665	196.563	198.719
Planting, seeding, and fertilizing machinery and attachments.....	11	140511	12/02	192.341	194.665	194.665	196.563	198.719

See footnotes at end of table.

Table 9. Producer price indexes for commodity and service groupings and individual items, not seasonally adjusted — Continued
 [January 2023, Index base 1982=100, unless otherwise indicated]

Title	Commodity code		Other index base	Unadjusted index ¹				
	Group code	Item code		Sept. 2022	Oct. 2022 ^P	Nov. 2022 ^P	Dec. 2022 ^P	Jan. 2023 ^P
Harvesting machinery (except hay and straw) and attachments.....	11	1406	12/82	312.432	333.471	333.471	333.471	333.471
Harvesting machinery (except hay and straw) and attachments.....	11	140611	12/82	312.432	333.471	333.471	333.471	333.471
Haying machinery and attachments.....	11	1407	12/82	315.407	315.407	315.787	315.787	312.703
Haying machinery and attachments.....	11	140711	12/82	315.407	315.407	315.787	315.787	312.703
All other farm machinery and equipment, excluding parts, including attachments.....	11	1408	12/02	242.073	241.391	239.628	238.296	237.120
All other farm machinery and equipment, excluding parts, including attachments.....	11	140811	12/02	242.073	241.391	239.628	238.296	237.120
Parts for farm machinery, for sale separately.....	11	1409	12/02	182.339	183.117	183.397	182.908	183.117
Parts for farm machinery, for sale separately.....	11	140911	12/02	182.339	183.117	183.397	182.908	183.117
Construction machinery and equipment.....	11	2		282.714	282.777	283.298	283.370	293.099
Tractors and attachments, ex. parts.....	11	2A	12/99	182.585	181.273	180.077	180.077	189.267
Construction machinery for mounting (excluding parts, winches, snow clearing attachments).....	11	2A03	12/99	171.427	171.427	171.427	171.427	189.743
Construction machinery for mounting (excluding parts, winches, snow clearing attachments).....	11	2A0302	12/99	171.427	171.427	171.427	171.427	189.743
Tractor shovel loaders (skid steer, wheel, crawler, and integral design backhoes).....	11	2A04		269.201	269.373	269.551	269.551	283.253
Tractor shovel loaders (skid steer, wheel, crawler, and integral design backhoes).....	11	2A0406	06/86	256.738	256.902	257.072	257.072	270.140
Construction wheel and crawler tractors, dozers, self-propelled log skidders, etc.....	11	2A05	12/03	172.376	170.032	167.888	167.888	171.930
Construction wheel and crawler tractors, dozers, self-propelled log skidders, etc.....	11	2A0501	12/03	172.376	170.032	167.888	167.888	171.930
Power cranes, draglines, & shovels (excavators) (incl. surface mining equipment) (excl. parts).....	11	2B	12/99	180.319	180.826	181.071	181.071	189.450
Power cranes, draglines, & shovels (excavators) (incl. surface mining equip.) (excluding parts).....	11	2B05	12/99	180.319	180.826	181.071	181.071	189.450
Power cranes, draglines, & shovels (excavators) (incl. surface mining equip.) (excluding parts).....	11	2B0504	12/99	180.319	180.826	181.071	181.071	189.450
Mixers, pavers, and related equipment (excluding parts).....	11	2C		292.538	292.538	296.274	296.274	313.413
Mixers, pavers, and related equipment (excluding parts).....	11	2C01		292.538	292.538	296.274	296.274	313.413
Mixers, pavers, and related equipment (excluding parts).....	11	2C0109	12/99	210.058	210.058	212.740	212.740	225.048
Off-highway, equipment, ex. parts.....	11	2D	12/99	197.207	198.609	199.301	199.301	207.294
Off-highway trucks, haulers, truck-type tractor chassis, trailers, etc. (excluding parts).....	11	2D02	12/03	176.013	179.320	179.771	179.771	186.441
Off-highway trucks, haulers, truck-type tractor chassis, trailers, etc. (excluding parts).....	11	2D0201	12/03	176.013	179.320	179.771	179.771	186.441
Graders, rollers & compactors, rough-terrain forklifts, scrapers, trenchers, etc. (excl. parts).....	11	2D03	12/03	196.714	196.714	197.517	197.517	205.986
Graders, rollers & compactors, rough-terrain forklifts, scrapers, trenchers, etc. (excl. parts).....	11	2D0301	12/03	196.714	196.714	197.517	197.517	205.986
Misc. construction machinery and equipment.....	11	2J	12/05	173.462	173.545	174.832	174.832	176.077
Winches, aerial work platforms, and automotive wrecker hoists, including parts and attachments.....	11	2J01	12/05	180.185	180.347	180.347	180.347	183.184
Winches, aerial work platforms, and automotive wrecker hoists, including parts and attachments.....	11	2J0101	12/03	226.963	227.167	227.167	227.167	230.741
Other construction machinery and equipment (excluding parts).....	11	2J03	12/03	187.722	187.722	190.665	190.665	190.683
Other construction machinery and equipment (excluding parts).....	11	2J0301	12/03	187.722	187.722	190.665	190.665	190.683
Parts for construction machinery and equipment, sold separately.....	11	2K	12/99	184.301	186.279	187.508	188.060	189.103
Parts for construction machinery and equipment, sold separately.....	11	2K01	12/99	184.301	186.279	187.508	188.060	189.103
Parts for cranes, draglines, and shovels (including surface mining equipment) (sold separately).....	11	2K0101	12/11	149.111	154.093	154.088	154.088	154.087
Parts for off-highway wheel tractors and shovel loaders (sold separately).....	11	2K0102	12/11	121.293	121.293	128.038	128.038	128.629
Parts for other construction machinery (sold separately).....	11	2K0103	12/11	134.796	134.935	134.359	135.115	136.475
Metalworking machinery and equipment.....	11	3		229.301	230.651	231.644	232.981	234.300
Power-driven handtools, including parts and attachments.....	11	32		213.032	221.574	221.576	221.576	221.576
Power-driven handtools, including parts and attachments.....	11	3211	12/04	145.110	150.929	150.930	150.930	150.930
Power-driven handtools, including parts and attachments.....	11	321101	12/04	145.110	150.929	150.930	150.930	150.930
Power-driven handtools, pneumatic, hydraulic, and powder-actuated.....	11	3211011	06/11	146.826	151.196	151.198	151.198	151.198
Power-driven handtools, electric (except battery powered), including parts.....	11	3211014	06/11	136.248	142.507	142.507	142.507	142.507
Welding machines and equipment.....	11	33		389.101	385.828	386.525	386.525	389.294
Arc welding machines, components, and accessories, excluding electrodes and stud welding equip.....	11	3301		418.112	418.112	418.112	418.112	418.267
Arc welding machines, components, and accessories, excluding electrodes and stud welding equip.....	11	330175	12/97	274.705	274.705	274.705	274.705	274.807
Resistance welders, components, accessories, and electrodes.....	11	3302		291.551	291.551	291.551	291.551	301.810
Resistance welders, components, accessories, and electrodes.....	11	330276	12/84	270.185	270.185	270.185	270.185	279.692

See footnotes at end of table.

Table 9. Producer price indexes for commodity and service groupings and individual items, not seasonally adjusted — Continued
 [January 2023, Index base 1982=100, unless otherwise indicated]

Title	Commodity code		Other index base	Unadjusted index ¹				
	Group code	Item code		Sept. 2022	Oct. 2022 ^P	Nov. 2022 ^P	Dec. 2022 ^P	Jan. 2023 ^P
Gas welding and cutting equipment, parts, attachments, and accessories.....	11	3304		259.825	259.825	259.825	259.825	267.528
Gas welding and cutting equipment, parts, attachments, and accessories.....	11	330461	06/83	255.553	255.553	255.553	255.553	263.129
Other welding equipment, components, and accessories (excluding arc, resistance, and gas).....	11	3306	12/00	152.431	152.431	152.431	152.431	155.188
Other welding equipment, components, and accessories (excluding arc, resistance, and gas).....	11	330629	12/00	152.431	152.431	152.431	152.431	155.188
Industrial process furnaces and ovens.....	11	34		263.427	263.427	264.210	264.536	265.796
Industrial process furnaces and ovens, except parts and attachments.....	11	3407	12/04	161.929	161.929	162.581	162.581	163.498
Industrial process furnaces and ovens, except parts and attachments.....	11	340711	12/04	161.929	161.929	162.581	162.581	163.498
Parts and attachments for industrial process furnaces and ovens.....	11	3409	06/11	140.580	140.580	140.580	141.247	141.570
Parts and attachments for industrial process furnaces and ovens.....	11	340901	06/11	140.580	140.580	140.580	141.247	141.570
Cutting tools and accessories.....	11	35		216.497	217.465	218.564	220.562	221.813
Small cutting tools.....	11	3501		202.456	203.388	204.834	207.462	208.479
End mills and milling cutters.....	11	350144	12/11	115.767	116.907	117.577	117.902	119.066
Threading tools, including blanks, tips and inserts.....	11	350145	12/11	118.300	118.300	118.559	118.559	119.161
Carbon and high-speed steel, shank, solid, tipped carbide twist drills.....	11	350146	12/11	123.131	123.131	123.131	123.131	123.162
Taps, carbide indexable, and throwaway inserts for machine tools.....	11	350147	12/11	129.835	134.684	134.684	134.684	135.497
Other cutting tools for machine tools, excluding tips and blanks.....	11	350149	12/11	115.771	115.771	116.950	119.381	119.917
Other machine tool attachments and accessories.....	11	3505	06/83	255.400	257.453	257.453	257.453	261.962
Other machine tool attachments and accessories.....	11	350501	06/83	255.400	257.453	257.453	257.453	261.962
Abrasive products.....	11	36		255.461	257.604	262.733	266.052	267.202
Nonmetallic sized grains, powders, and flour abrasives (incl. graded only).....	11	3601		190.429	190.585	190.585	190.585	190.585
Nonmetallic sized grains, powders, and flour abrasives (incl. graded only).....	11	360105	06/87	245.160	245.362	245.362	245.362	245.362
Nonmetallic abrasive products (including diamond abrasives).....	11	3603		236.815	240.265	250.139	250.430	251.055
Nonmetallic abrasive products (including diamond abrasives).....	11	360311	06/87	216.786	219.944	228.983	229.249	229.821
Nonmetallic coated abrasive products and buffing wheels, polishing wheels, and laps.....	11	3605		303.156	307.626	315.652	322.917	322.917
Nonmetallic coated abrasive products and buffing wheels, polishing wheels, and laps.....	11	360505		224.394	227.703	233.644	239.021	239.021
Metal cutting machine tools.....	11	37		224.901	225.608	226.975	226.975	227.375
Other metal-cutting machine tools.....	11	3720	12/09	122.432	122.485	123.445	123.445	123.451
Other metal-cutting machine tools.....	11	372041	12/09	122.432	122.485	123.445	123.445	123.451
Metal machining centers.....	11	3721	12/09	124.674	124.674	125.970	125.970	125.970
Metal machining centers.....	11	372121	12/09	124.674	124.674	125.970	125.970	125.970
Rebuilt metal-cutting machine tools and parts for metal-cutting machine tools.....	11	3753	12/02	155.255	156.852	156.852	156.852	156.852
Rebuilt metal-cutting machine tools and parts for metal-cutting machine tools.....	11	375311	12/02	155.255	156.852	156.852	156.852	156.852
Metal forming machine tools.....	11	38		268.010	268.010	268.010	268.188	268.188
Metal-forming machine tools (except rebuilt and parts).....	11	3826	12/09	134.636	134.636	134.636	134.636	134.636
Metal punching and shearing (power & manual), and bending and forming machines (power only).....	11	382611		217.541	217.541	217.541	217.541	217.541
Metalworking presses (except forging and die-stamping presses).....	11	382631		274.628	274.628	274.628	274.628	274.628
Rebuilt metal-forming machine tools and parts for metal-forming machine tools.....	11	3852	12/02	153.830	153.830	153.830	154.341	154.341
Rebuilt metal-forming machine tools and parts for metal-forming machine tools.....	11	385205	12/02	153.830	153.830	153.830	154.341	154.341
Tools, dies, jigs, fixtures & ind. molds.....	11	39		174.601	175.586	175.875	176.258	178.523
Special tools, dies, jigs, and fixtures.....	11	3901		194.671	195.180	195.369	195.758	196.326
Special tools, dies, jigs, and fixtures.....	11	390135	12/03	127.719	128.052	128.176	128.431	128.804
Jigs and fixtures, including parts.....	11	3901351	06/10	133.791	134.672	135.060	135.529	135.878
Metalworking dies and die sets.....	11	3901353	06/10	116.707	116.827	116.827	117.068	117.436
Standard punches, industrial prototypes, die parts & other special tooling for dies.....	11	3901357	06/10	123.444	123.444	123.444	123.444	123.813
Industrial molds and mold boxes.....	11	3903		148.402	149.839	150.220	150.584	154.998
Industrial injection-type molds made of metal for plastics.....	11	390312	12/09	125.252	125.252	125.467	125.467	125.590
Other industrial molds and mold boxes.....	11	390331	12/09	112.361	114.038	114.379	114.803	119.922
Metalworking machinery n. e. c.....	11	3A	06/83	245.608	245.893	245.893	245.893	242.116
Other metalworking machinery.....	11	3A02	06/83	314.895	316.256	316.256	316.256	316.256
Other metalworking machinery.....	11	3A0201	06/83	314.895	316.256	316.256	316.256	316.256
General purpose machinery and equipment.....	11	4		312.080	313.447	314.997	315.793	319.743
Pumps, compressors, and equipment.....	11	41		332.411	334.828	336.980	337.097	345.762
Industrial pumps, except hydraulic fluid power pumps.....	11	4102		328.596	331.955	331.955	331.955	350.897
Industrial pumps, except hydraulic fluid power pumps.....	11	410212	12/97	209.660	211.803	211.803	211.803	223.889
Parts and attachments for air and gas compressors and vacuum pumps.....	11	4107	06/84	386.665	393.201	393.939	393.939	399.192

See footnotes at end of table.

Table 9. Producer price indexes for commodity and service groupings and individual items, not seasonally adjusted — Continued
 [January 2023, Index base 1982=100, unless otherwise indicated]

Title	Commodity code		Other index base	Unadjusted index ¹				
	Group code	Item code		Sept. 2022	Oct. 2022 ^P	Nov. 2022 ^P	Dec. 2022 ^P	Jan. 2023 ^P
Parts and attachments for air and gas compressors, ex. refrigeration, ice making, & a/c.....	11	410701	06/84	386.665	393.201	393.939	393.939	399.192
Domestic water systems.....	11	4113	12/03	203.310	208.173	208.173	208.173	216.471
Domestic water systems.....	11	411311	12/03	203.310	208.173	208.173	208.173	216.471
Air and gas compressors and vacuum pumps.....	11	4115	06/05	216.237	217.800	220.894	220.894	223.176
Air and gas compressors and vacuum pumps.....	11	411501	06/05	216.237	217.800	220.894	220.894	223.176
Other pumps, including parts and attachments.....	11	4119	12/83	344.515	345.110	346.334	346.828	348.267
Parts and attachments for pumps.....	11	411911	12/83	406.322	406.322	406.322	408.114	411.181
All other pumps, including domestic sump, oil well, and oil field pumps.....	11	411915	12/97	188.670	189.153	190.146	190.146	190.661
Oil-well and oil-field pumps.....	11	4119153	12/09	-	-	-	-	121.900
Other pumps, except automotive circulating pumps, and measuring & dispensing pumps.....	11	4119155	12/09	154.459	155.077	156.478	156.478	156.968
Elevators, escalators, and other lifts.....	11	42		200.096	201.688	201.423	201.472	202.805
Elevators and moving stairways.....	11	4201		195.219	196.444	196.444	196.496	197.947
Elevators and moving stairways.....	11	420112	12/03	170.562	171.633	171.633	171.678	172.946
Parts and attachments for elevators and moving stairs (sold separately).....	11	4202		221.577	224.780	223.351	223.390	223.780
Parts and attachments for elevators and moving stairs (sold separately).....	11	420221		221.577	224.780	223.351	223.390	223.780
Fluid power equipment.....	11	43		325.522	325.947	327.085	327.924	334.125
Fluid power pumps and parts.....	11	4301		278.967	278.962	279.662	281.327	281.537
Nonaerospace-type reciprocating fluid power pumps.....	11	430112	12/11	135.208	135.208	136.145	137.089	137.089
Nonaerospace-type rotary and other fluid power pumps.....	11	430113	12/14	106.655	106.655	106.655	-	-
Nonaerospace-type fluid power motors.....	11	430115	12/11	147.040	147.026	147.026	147.842	149.237
Parts for fluid power pumps, motors, and hydrostatic transmissions.....	11	430119	12/11	128.590	128.590	128.590	129.457	129.049
Fluid power valves.....	11	4302		344.931	345.193	345.644	346.728	346.854
Fluid power valves.....	11	430201	12/82	336.502	336.757	337.197	338.255	338.378
Nonaerospace type hydraulic directional control valves.....	11	4302013	12/07	160.816	160.816	160.816	165.286	165.286
Nonaerospace type pneumatic directional control valves.....	11	4302015	12/07	160.669	160.982	161.613	162.355	164.533
Aerospace type fluid power valves.....	11	430201A	06/09	151.485	151.502	151.784	151.131	150.780
Fluid power cylinders, actuators, accumulators, cushions, & parts.....	11	4303		305.801	306.783	309.133	309.816	312.452
Non-aerospace hydraulic & all aerospace-type fluid power cylinders.....	11	430312	06/98	213.403	213.458	215.406	216.038	218.200
Non-aerospace pneumatic fluid power cylinders.....	11	430313	06/98	172.782	172.782	172.782	172.782	174.090
Parts for hydraulic & pneumatic cylinders and actuators.....	11	430315	06/98	261.026	266.231	267.623	267.623	268.799
Fluid power hose and tube fittings.....	11	4304		372.546	372.546	372.546	372.546	397.951
Fluid power hose and tube fittings.....	11	430406		372.546	372.546	372.546	372.546	397.951
Nonaerospace type fitted (metal) fittings, couplings, and assemblies.....	11	4304062	06/09	142.912	142.912	142.912	142.912	144.417
Parts for fluid power valves.....	11	4305	06/91	237.352	236.955	236.892	236.892	237.260
Parts for fluid power valves.....	11	430501	06/91	237.352	236.955	236.892	236.892	237.260
Industrial material handling equipment.....	11	44		283.087	283.965	288.387	288.551	290.651
Conveying equipment, except parts and accessories.....	11	4402		279.637	280.295	281.620	282.061	283.321
Unit handling conveyors and conveying systems.....	11	440212	06/84	228.544	229.294	229.343	229.834	229.746
Unit handling gravity and trolley conveyors and conveying systems.....	11	4402122	06/09	128.399	130.235	130.248	130.208	130.166
All other unit handling conveyors, including tow, belt, roller, pneumatic, portable, etc.....	11	4402124	06/09	144.759	144.863	144.897	145.291	145.223
Bulk material handling conveyors and conveying systems.....	11	440216	06/84	289.374	289.776	292.504	292.790	296.203
Industrial trucks, trailers, and stackers.....	11	4403		269.662	270.714	277.795	277.855	280.346
Industrial trucks, tractors, mobile straddle carriers & cranes, & automatic stacking machines.....	11	44035	12/11	149.512	150.199	154.868	154.908	155.456
Work trucks with lifting & handling equipment, riding, electric, self-propelled.....	11	440353	06/02	211.275	211.488	225.311	225.311	224.435
Work trucks with lifting & handling equipment, non-riding electric or any non-electric.....	11	440356	06/02	183.166	185.188	188.815	188.909	189.130
Work trucks not fitted with lifting & handling equipment, electric or non-electric.....	11	440357	06/02	205.793	206.411	206.600	206.700	208.617
Bulk powered material moving equipment, dock boards, and metal pallets and skids.....	11	440358	06/02	206.565	206.565	206.680	206.680	205.684
Parts and attachments for industrial trucks and tractors.....	11	440378	12/86	349.340	349.421	349.421	349.421	359.587
Hoists, overhead cranes, and monorail systems.....	11	4404		349.192	349.173	350.871	350.871	350.871
Hoists and parts and attachments for hoists (sold separately).....	11	440481	12/84	324.125	324.125	329.616	329.616	329.616
Overhead traveling cranes and monorail systems, including parts and attachments sold separately.....	11	440485	12/84	332.415	332.387	331.562	331.562	331.562
Parts and accessories for conveyors and conveying systems.....	11	4406	09/18	132.415	132.962	133.132	133.135	135.967
Parts and accessories for unit handling conveyors and conveying systems.....	11	440601	06/84	294.678	295.294	295.086	295.103	295.664
Parts and accessories for bulk material handling conveyors and conveying systems.....	11	440602	06/84	465.926	468.589	469.905	469.905	485.097
Mechanical power transmission equipment.....	11	45		345.227	347.463	353.171	355.853	359.053
Speed changers, drives, gears.....	11	4501		340.660	340.307	351.796	356.840	358.206
Speed changers and industrial high speed drives & parts other than loose gearing.....	11	450117	12/03	196.567	196.809	206.962	209.747	211.264

See footnotes at end of table.

Table 9. Producer price indexes for commodity and service groupings and individual items, not seasonally adjusted — Continued

[January 2023, Index base 1982=100, unless otherwise indicated]

Title	Commodity code		Other index base	Unadjusted index ¹				
	Group code	Item code		Sept. 2022	Oct. 2022 ^P	Nov. 2022 ^P	Dec. 2022 ^P	Jan. 2023 ^P
Other power transmission equipment.....	11	4502	12/84	330.934	335.561	335.350	335.595	339.700
Mechanical power transmission equipment, excl. speed changers, drives, & gears.....	11	450212	12/03	217.820	221.981	221.791	222.012	224.709
Scales and balances.....	11	46		222.970	223.510	226.670	228.013	230.493
Vehicle and industrial scales.....	11	4611	12/91	194.265	194.862	199.196	200.013	200.643
Vehicle and industrial scales.....	11	461101	06/03	168.964	169.483	173.252	173.963	174.511
Motor truck and railroad track scales.....	11	4611011	12/10	150.925	150.925	153.735	153.964	154.792
Industrial scales (including automatic checkweigher and bulkweigher scales).....	11	4611012	12/10	159.826	161.168	165.699	167.244	167.324
Miscellaneous non-vehicle scales (crane, susp., tank, hopper, measuring dev, lab, bulk conveyor).....	11	4611013	12/10	—	—	—	—	140.681
Retail, commercial, household, and mailing scales and balances.....	11	4612	12/91	182.111	182.111	182.274	183.004	195.379
Retail, commercial, household, and mailing scales and balances.....	11	461201	06/03	167.168	167.168	167.317	167.987	179.348
Parts, attachments, and accessories for scales and balances.....	11	4613	12/91	253.377	254.052	256.235	258.713	258.713
Parts, attachments, and accessories for scales and balances.....	11	461301	06/03	247.597	248.257	250.390	252.811	252.811
Air purification equipment and industrial and commercial fans and blowers...	11	47		290.460	294.112	293.401	294.079	296.411
Fan, blower, air purification equipment.....	11	4701		290.460	294.112	293.401	294.079	296.411
Dust collection and other air purification equipment for cleaning incoming air.....	11	470143	12/83	245.831	247.197	245.629	247.495	251.586
Air filters for air-conditioners and furnaces, etc., of 2400 CFM or less, except parts.....	11	4701431	06/09	159.524	160.920	159.750	161.809	167.120
Other dust collection and air purification equipment, except parts.....	11	4701432	06/09	134.602	134.904	134.904	134.908	135.221
Parts for dust collection and air purification equipment.....	11	4701433	06/09	148.871	148.871	147.516	147.516	146.706
Industrial and commercial fans and blowers.....	11	470145	12/03	223.135	229.557	229.303	229.263	230.279
Centrifugal blower filter units, and classes I-IV centrifugal fans, except parts.....	11	4701452	06/09	184.379	185.548	185.548	185.739	189.778
Other centrifugal fans and blowers, except parts.....	11	4701453	06/09	173.821	184.406	183.991	183.873	183.873
Axial fans and industrial propeller fans, except parts.....	11	4701457	06/09	159.811	159.916	159.916	159.916	159.916
Power roof ventilators, except parts.....	11	4701458	06/09	159.676	159.676	159.676	159.676	159.676
Parts and accessories for fans and blowers.....	11	4701459	06/09	176.284	172.911	172.911	172.934	172.934
Air conditioning and refrigeration equip.....	11	48		282.007	282.631	281.270	282.643	283.827
Unitary air-conditioners, except air source heat pumps.....	11	4802		258.999	253.604	249.953	253.126	253.428
Unitary air-conditioners, except air source heat pumps.....	11	480222	06/97	211.187	206.787	203.810	206.397	206.644
Commercial refrigeration equipment.....	11	4803		388.669	395.197	397.273	397.273	398.776
Commercial refrigeration equipment.....	11	480331	06/97	251.913	256.144	257.490	257.490	258.463
All other miscellaneous refrigeration and air-conditioning equipment.....	11	4806		340.418	340.418	340.418	340.418	345.978
All other miscellaneous refrigeration and air-conditioning equipment.....	11	480631	06/97	235.737	235.737	235.737	235.737	239.587
Heat transfer equipment, including heat pumps.....	11	4807	12/11	163.300	165.318	164.328	165.125	165.806
Heat transfer equipment, except dehumidifiers.....	11	480732	12/03	237.348	239.072	238.051	239.191	240.861
Heat pumps.....	11	480734	12/09	137.983	143.033	141.040	141.766	140.364
Parts and accessories for air conditioning and heat transfer equipment....	11	4809	12/89	259.990	259.164	258.988	259.091	260.472
Parts and accessories for air conditioning and heat transfer equipment.....	11	480901	12/89	259.990	259.164	258.988	259.091	260.472
Refrigeration condensing units.....	11	4815	01/19	155.296	155.013	155.277	155.544	155.813
Refrigeration condensing units.....	11	481511	01/19	155.296	155.013	155.277	155.544	155.813
Miscellaneous general purpose equipment.....	11	49		347.710	349.308	351.144	351.886	356.414
Metal valves, except fluid power.....	11	4902	12/82	415.340	418.757	423.436	423.363	428.518
Gates, globes, angles, and checks.....	11	490201	12/82	452.785	452.885	454.572	454.572	462.319
Gates, globes, angles, straightway (Y-type) checks, stop & check, 3- & 4-way, etc.....	11	4902011	06/09	159.551	159.551	159.551	159.551	163.404
Industrial valves for water works and municipal equipment.....	11	4902012	06/09	152.494	152.607	154.506	154.506	156.385
Industrial ball valves, incl. manual and power operated.....	11	490202	12/82	543.783	545.571	558.306	557.891	—
Industrial butterfly valves, incl. manual and power operated.....	11	490203	12/82	285.289	285.289	291.956	291.956	300.996
Industrial plug valves.....	11	490204	12/82	282.981	282.981	297.667	297.667	297.667
Plumbing and heating valves and specialties, except plumbers' brass goods.....	11	490205	12/82	376.375	376.375	376.375	376.375	—
Other industrial valves, including nuclear.....	11	490209	12/82	391.481	391.532	392.429	392.429	394.554
Automatic regulating and control valves.....	11	490211	12/98	232.045	248.340	248.851	248.851	248.862
Metal pipe fittings, flanges, and unions.....	11	4903	12/82	469.771	475.703	475.982	475.999	476.791
Metal pipe fittings, flanges, and unions.....	11	490301	12/82	469.771	475.703	475.982	475.999	476.791
Ball and roller bearings.....	11	4905		326.344	325.814	327.399	327.529	327.967
Ball bearings, complete, unmounted.....	11	490531	12/03	164.814	164.814	166.465	166.883	166.883
Mounted bearings, except plain.....	11	490534	06/83	461.919	461.919	471.822	467.464	469.593
Parts and components for ball and roller bearings, incl. balls and rollers.....	11	490535	06/83	206.072	203.159	202.549	203.418	201.976
Tapered roller bearings (including cups & cones), unmounted.....	11	490537	06/83	376.241	376.241	376.241	376.241	376.241
Other roller bearings, unmounted.....	11	490538	06/83	357.097	357.097	357.097	357.097	359.974
Industrial patterns.....	11	4907	12/84	196.103	200.151	200.151	200.151	200.151
Industrial patterns.....	11	490701	12/84	196.103	200.151	200.151	200.151	200.151
Filters and strainers.....	11	4908	12/84	294.098	293.607	292.338	293.698	304.995

See footnotes at end of table.

Table 9. Producer price indexes for commodity and service groupings and individual items, not seasonally adjusted — Continued

[January 2023, Index base 1982=100, unless otherwise indicated]

Title	Commodity code		Other index base	Unadjusted index ¹				
	Group code	Item code		Sept. 2022	Oct. 2022 ^P	Nov. 2022 ^P	Dec. 2022 ^P	Jan. 2023 ^P
Filters and strainers, except fluid power.	11	490805	12/03	180.831	180.453	179.476	180.523	192.328
Industrial filters and strainers and reusable media, except fluid power.	11	4908051	12/11	134.016	133.597	132.810	133.719	144.134
Nonreusable media for filters and strainers, except fluid power.	11	4908052	12/11	134.528	134.528	134.528	134.528	134.528
Parts and accessories for filters and strainers, except fluid power. ...	11	4908053	12/11	136.520	138.641	137.198	137.198	143.189
Other miscellaneous general purpose equipment.	11	4911	12/84	245.896	246.180	247.151	249.042	252.680
Other miscellaneous general purpose equipment.	11	491102	06/07	145.572	145.758	146.395	147.636	149.793
Electronic computers and computer equipment.	11	5	12/98	27.231	27.177	27.190	27.452	28.001
Electronic computers.	11	51	12/04	17.378	17.298	16.759	17.121	17.531
Electronic computers.	11	5101	12/04	17.378	17.298	16.759	17.121	17.531
Personal computers and workstations (excluding portable computers)...	11	510114	06/07	21.973	21.959	21.586	22.271	22.569
Portable computers, laptops, tablets and other single user computers...	11	510115	06/07	14.153	13.971	13.885	13.960	13.918
Host computers, multiusers (mainframes, UNIX and PC servers).	11	510116	12/04	28.164	27.996	26.888	27.454	28.233
Computer storage devices.	11	52	12/04	48.013	47.865	49.101	49.619	48.925
Computer storage devices (except parts, attachments and accessories)...	11	5201	12/04	47.706	47.524	49.033	49.033	48.326
Computer storage devices (except parts, attachments and accessories).	11	520101	12/04	47.706	47.524	49.033	49.033	48.326
Computer peripheral equipment and parts.	11	54	12/98	84.368	84.421	84.290	84.425	88.038
Parts, attachments, and accessories for computer terminals and peripherals.	11	5405	12/98	-	-	-	-	151.158
Parts, attachments, and accessories for computer terminals and peripherals.	11	540501	12/98	-	-	-	-	151.158
Computer terminals (including POS and funds-transfer devices) and other computer peripherals.	11	5406	06/99	65.803	65.863	65.714	65.868	66.929
Computer terminals (including POS and funds-transfer devices) and other computer peripherals.	11	540602	06/07	68.783	68.847	68.691	68.851	69.961
Special industry machinery and equipment.	11	6		267.419	267.676	268.383	268.856	270.752
Food products machinery.	11	61		351.308	353.004	354.461	356.245	365.340
Dairy and milk products plant machinery and equipment.	11	6101		348.536	348.536	348.536	349.290	349.290
Dairy and milk products plant machinery and equipment.	11	610111	12/83	340.952	340.952	340.952	341.689	341.689
Commercial food products machinery (except packaging and cooking equipment).	11	6104		302.069	303.735	306.808	309.558	321.204
Commercial food products machinery (except packaging and cooking equipment).	11	610409	12/83	298.007	299.651	302.683	305.395	316.885
Industrial food products machinery for processing foods, beverages, & animal & fowl feed.	11	6105	12/83	367.492	369.938	369.672	370.369	376.863
Industrial food products machinery for processing foods, beverages, & animal & fowl feed.	11	610501	12/83	367.492	369.938	369.672	370.369	376.863
Other industrial food and feed machinery.	11	6105012	12/12	143.740	143.740	143.740	144.062	144.488
Machinery for sorting, grading, and cleaning fruits, vegetables, eggs, and for processing meat.	11	6105013	12/12	145.698	149.152	149.152	149.152	153.834
Parts and attachments for industrial food and feed products machinery.	11	6105014	12/12	140.386	140.386	139.868	140.386	139.907
Textile machinery and equipment.	11	62		185.767	185.767	185.571	185.571	185.571
Textile machinery (except parts, attachments, and accessories).	11	6212	06/86	158.564	158.564	158.331	158.331	158.331
Textile machinery (except parts, attachments, and accessories).	11	621201	06/86	158.564	158.564	158.331	158.331	158.331
Textile machinery parts and attachments.	11	6277		202.872	202.872	202.872	202.872	202.872
Textile machinery parts and attachments.	11	627701	06/86	182.071	182.071	182.071	182.071	182.071
Sawmill and woodworking machinery.	11	63		288.044	288.827	288.832	289.636	290.966
Sawmill and woodworking machinery.	11	6306	12/04	193.642	194.168	194.172	194.712	195.607
Sawmill and woodworking machinery, excluding parts and attachments (sold separately).	11	630602	06/12	165.347	165.881	165.882	166.431	166.917
Parts, attachments, & accessories for sawmill & woodworking machinery.	11	630603	06/12	160.870	160.870	160.884	160.884	163.057
Paper industries machinery.	11	64	06/82	263.937	263.687	268.372	268.956	271.823
Paper industries machinery.	11	6401	06/82	263.937	263.687	268.372	268.956	271.823
Paper industries machinery, excluding parts & attachments (sold separately).	11	640114	12/03	143.564	143.663	143.732	144.345	145.596
Parts and attachments for paper industries machinery.	11	640115	12/03	171.542	171.078	177.301	177.301	180.004
Printing trades machinery and equipment.	11	65		177.821	178.875	178.589	178.670	179.516
Other printing machinery and equipment.	11	6509	12/82	166.869	168.142	167.797	167.895	168.929
Other printing machinery and equipment, incl. pre-press preparation equipment & plates.	11	650912	06/09	97.355	99.333	98.635	98.834	99.795
Parts, attachments, & accessories for printing trades machinery.	11	650913	06/09	120.564	120.895	120.895	120.895	120.895
Other special industry machinery.	11	66		250.585	249.493	249.942	249.125	251.027
Plastics and rubber working machinery.	11	6603		226.432	226.365	226.693	228.075	227.972
Plastics working machinery and equipment, excluding patterns and molds, including parts.	11	66039	09/15	104.896	104.859	105.040	105.388	105.340
Plasticworking machinery (excluding parts).	11	660391	12/08	110.069	110.069	110.069	110.466	110.466
Parts for plasticworking machinery.	11	660395	12/08	123.477	123.278	124.261	124.543	124.201

See footnotes at end of table.

Table 9. Producer price indexes for commodity and service groupings and individual items, not seasonally adjusted — Continued

[January 2023, Index base 1982=100, unless otherwise indicated]

Title	Commodity code		Other index base	Unadjusted index ¹				
	Group code	Item code		Sept. 2022	Oct. 2022 ^P	Nov. 2022 ^P	Dec. 2022 ^P	Jan. 2023 ^P
Miscellaneous special industry machinery.....	11	6606		244.229	243.047	243.494	242.424	244.601
Semiconductor manufacturing machinery and parts.....	11	660638	06/87	121.855	121.653	121.653	122.470	122.467
Packing, packaging, and bottling machinery and parts.....	11	67		343.087	343.968	343.968	345.395	345.395
Packing, packaging, and bottling machinery and parts.....	11	6705	06/06	167.658	168.088	168.088	168.786	168.786
Packing, packaging, and bottling machinery, excluding parts.....	11	670501	06/06	160.224	160.849	160.849	161.597	161.597
Parts for packing, packaging, and bottling machinery.....	11	670502	12/83	341.838	341.838	341.838	342.923	342.923
Service industry machinery and parts.....	11	68	06/82	307.983	309.787	310.274	312.792	313.169
Service industry machinery and parts.....	11	6801	06/82	307.983	309.787	310.274	312.792	313.169
Commercial cooking and food warming equipment.....	11	680118	12/03	223.817	227.608	227.805	227.967	227.972
Commercial cooking equipment incl. ranges, deep-fat fryers, etc. except electric.....	11	6801181	12/11	180.576	183.656	183.656	183.656	—
Commercial electric cooking equipment, incl. ranges, deep-fat fryers, etc.....	11	6801182	12/11	149.510	152.263	152.671	153.007	—
Parts and accessories for commercial cooking and food warming equipment.....	11	6801183	12/11	144.722	146.287	146.287	146.287	—
Other service industry machinery, incl. electronic teaching mach. & auto. maintenance equipment.....	11	680123	06/07	140.595	140.561	140.863	141.963	142.224
All other parts and attachments for service industry equipment.....	11	6801232	12/11	125.893	125.893	125.893	128.083	128.083
Commercial and industrial floor & carpet cleaning machines, excl. vacuum cleaners.....	11	6801233	09/16	131.742	131.742	131.742	136.018	136.018
Electronic teaching machines, teaching aids, etc., incl. kits.....	11	6801235	09/16	103.052	103.052	103.052	103.052	103.052
Other service industry equipment.....	11	6801236	09/16	128.579	128.522	129.020	130.225	130.550
Commercial laundry and drycleaning machinery products.....	11	69	12/82	322.528	328.201	333.484	333.484	348.537
Commercial laundry and drycleaning machinery products.....	11	6909	06/03	182.475	185.684	188.673	188.673	197.190
Commercial laundry and drycleaning machinery products.....	11	690901	06/03	182.475	185.684	188.673	188.673	197.190
Electrical machinery and equipment.....	11	7		131.312	131.611	132.058	132.468	133.009
Wiring devices.....	11	71		348.335	348.329	352.038	352.102	352.593
Current-carrying wiring devices.....	11	7101		213.727	214.137	216.129	216.182	216.853
Current-carrying switches for electrical circuitry (including vehicular switches).....	11	710143	12/99	174.349	174.349	175.566	175.622	176.728
Current-carrying wire connectors for electrical circuitry.....	11	710144	12/99	170.396	170.069	172.367	172.330	173.616
Current-carrying wiring devices n.e.c.....	11	710147	06/06	132.873	133.929	134.970	135.051	134.961
Noncurrent-carrying wiring devices.....	11	7102		552.860	552.129	558.508	558.587	558.606
Noncurrent-carrying electrical conduit and conduit fittings, incl. plastic conduit & fittings.....	11	710216	12/04	327.563	325.527	326.275	326.275	326.448
Other noncurrent-carrying wiring devices and supplies (boxes, covers, bar hangers, etc.).....	11	710217	12/04	205.159	205.996	206.424	206.488	206.380
Porcelain, steatite, and other ceramic electrical products.....	11	710252	12/03	184.765	185.409	186.604	186.716	186.392
Integrating and measuring instruments.....	11	72		176.261	176.851	176.886	176.996	180.206
Test equipment for electrical, radio, & communication circuits & motors.....	11	7205	12/83	165.924	166.766	166.816	166.973	170.001
Test equipment for electrical, radio, & communication circuits & motors.....	11	720501		174.826	175.714	175.767	175.932	179.122
Motors, generators, motor generator sets.....	11	73		276.332	276.686	276.686	277.287	278.955
Fractional horsepower motors and generators.....	11	7303	06/83	210.452	210.452	210.452	210.452	211.926
Fractional horsepower motors and generators.....	11	730312	12/99	158.342	158.342	158.342	158.342	159.451
Integral horsepower motors and generators (excluding land transportation types).....	11	7304	06/83	407.330	407.330	407.330	407.330	407.330
Integral horsepower motors and generators (excluding land transportation types).....	11	730405	12/99	283.623	283.623	283.623	283.623	283.623
Parts and supplies for motors and generators.....	11	7309	06/83	290.560	294.146	294.146	300.228	300.228
Parts and supplies for motors and generators.....	11	730901	06/83	290.560	294.146	294.146	300.228	300.228
Other motors and generators.....	11	7311	06/06	146.401	146.401	146.401	146.401	148.125
Other motors and generators.....	11	731101	06/06	146.401	146.401	146.401	146.401	148.125
Prime mover generator sets, except steam & hydraulic turbine.....	11	7311012	12/14	121.658	121.658	121.658	121.658	124.129
Transformers and power regulators.....	11	74		382.853	372.655	374.963	376.397	385.726
Power and distribution transformers, except parts.....	11	7409	12/99	332.991	321.879	324.243	325.844	335.623
Power and distribution transformers, except parts.....	11	740999	12/99	332.991	321.879	324.243	325.844	335.623
Other transformers and parts for transformers.....	11	7411	12/99	228.570	227.895	228.412	228.412	228.412
Switchgear, switchboard, industrial controls equipment.....	11	75		303.667	304.176	305.346	313.761	314.296
Industrial controls and related parts and accessories.....	11	7507		289.469	289.475	289.727	305.214	305.435
Industrial controls and related parts and accessories.....	11	750799	06/85	275.500	275.506	275.746	290.486	290.696
General-purpose industrial controls.....	11	7507991	06/11	147.674	147.679	147.684	156.622	156.809
Parts for industrial controls and motor-control accessories.....	11	7507992	06/11	136.766	136.766	136.766	140.116	140.116
Specific-purpose industrial controls.....	11	7507993	06/11	126.994	126.994	127.401	132.987	132.987
Switchgear and switchboard apparatus.....	11	7522	06/05	177.505	178.018	179.090	180.648	181.073
Switchgear and switchboard apparatus.....	11	752201	06/05	177.505	178.018	179.090	180.648	181.073
Low voltage panelboards and distribution boards, 1000 volts or less.....	11	7522013	12/07	140.299	140.299	140.323	143.403	143.433
Switchgear, except relays and ducts.....	11	752201A	12/07	176.530	177.364	179.497	180.122	180.862

See footnotes at end of table.

Table 9. Producer price indexes for commodity and service groupings and individual items, not seasonally adjusted — Continued
 [January 2023, Index base 1982=100, unless otherwise indicated]

Title	Commodity code		Other index base	Unadjusted index ¹				
	Group code	Item code		Sept. 2022	Oct. 2022 ^P	Nov. 2022 ^P	Dec. 2022 ^P	Jan. 2023 ^P
Communications and related equipment and miscellaneous electronic systems & equipment.....	11	76	12/85	128.731	128.829	129.181	129.192	130.582
Telephone and wireline data networking equipment.....	11	7601	12/85	88.691	88.691	89.358	89.358	89.358
Wireline voice and data network equipment.....	11	760141	12/85	81.012	81.012	82.064	82.064	—
Other communications and related equipment, including broadcast and wireless.....	11	7603	06/13	107.375	107.580	108.049	108.076	109.256
Broadcast, studio, and related electronic equipment.....	11	760301	12/85	119.831	119.487	118.867	119.065	119.970
Radio station and wireless communication equipment.....	11	760302	12/85	99.632	99.754	99.776	99.847	100.932
Radio station equipment.....	11	7603022	06/13	109.891	109.891	109.891	109.891	109.891
Other broadcast and wireless communications systems and equipment.....	11	7603023	06/13	112.888	113.165	113.213	113.374	114.819
Intercommunications, alarm and traffic control systems.....	11	760303	12/85	155.581	156.682	160.864	160.486	162.540
Alarm systems, including electric sirens and horns.....	11	7603031	06/08	121.815	121.815	128.995	128.995	131.606
Intercommunications systems, including inductive paging systems.....	11	7603033	06/08	151.408	151.408	151.408	148.843	148.724
Electronic systems and equipment, n.e.c.....	11	7605	12/03	138.152	138.489	140.304	140.304	140.336
Electronic systems and equipment, n.e.c.....	11	760512	12/03	138.152	138.489	140.304	140.304	140.336
Search, detection, navigation & guidance systems and equipment.....	11	7606	06/04	159.349	159.349	159.349	159.349	161.446
Search, detection, navigation & guidance systems and equipment.....	11	760613	06/04	159.349	159.349	159.349	159.349	161.446
Electric lamp bulbs, tubes, and components.....	11	77		101.328	101.328	101.328	101.328	102.724
Electric lamp bulbs, tubes, and components.....	11	7704	12/04	78.181	78.181	78.181	78.181	79.258
Electric lamp bulbs, tubes, and components.....	11	770401	12/04	78.181	78.181	78.181	78.181	79.258
Electronic components and accessories.....	11	78		67.472	68.079	68.347	68.398	67.887
Relays for electronic circuitry, industrial control overload, and switchgear type.....	11	7821		263.542	263.542	263.542	263.542	—
Relays for electronic circuitry, industrial control overload, and switchgear type.....	11	782119	06/90	195.937	195.937	195.937	195.937	—
Switches, mechanical, for electronic circuitry.....	11	7822	06/82	248.570	248.570	248.570	248.570	249.312
Switches, mechanical, for electronic circuitry.....	11	782299	06/82	248.570	248.570	248.570	248.570	249.312
Connectors for electronic circuitry.....	11	7824		234.724	241.270	241.254	242.409	242.476
Connectors for electronic circuitry.....	11	782481	12/11	135.584	139.364	139.355	140.022	140.061
Filters, crystals, and transducers.....	11	7828	06/82	116.717	116.717	116.717	116.717	114.034
Filters, crystals, and transducers.....	11	782890	06/82	116.717	116.717	116.717	116.717	114.034
Crystal, filter, piezoelectric, and other related electronic devices (exc. microwave filters).....	11	7828901	06/82	121.266	121.266	121.266	121.266	118.479
Integrated microcircuits.....	11	7839	06/05	32.918	33.860	33.924	33.947	33.697
Integrated microcircuits.....	11	783911	06/05	32.918	33.860	33.924	33.947	33.697
Other semiconductor and related devices.....	11	7847	06/05	73.454	73.685	74.412	74.396	74.863
Other semiconductor devices, including parts (such as chips, wafers and heat sinks).....	11	784711	06/05	71.558	71.782	72.490	72.475	72.930
Bare printed circuit boards.....	11	7849	12/00	119.186	119.887	119.887	121.079	121.105
Bare printed circuit boards.....	11	784901	06/82	124.689	125.422	125.422	126.669	126.697
Electronic coils, transformers, and other inductors.....	11	7853	06/82	229.322	232.452	232.987	233.210	233.414
Electronic coils, transformers, and other inductors.....	11	785399	06/00	157.424	159.572	159.939	160.092	160.233
Capacitors and resistors for electronic circuitry.....	11	7854	12/22	—	—	—	100.000	100.310
Microwave components, electron tubes, and other electronic components, n.e.c.....	11	7856	06/00	167.902	167.933	168.776	168.130	168.130
Printed circuit assemblies, loaded boards, modules and consumer external modems.....	11	7861	06/82	93.492	92.038	92.348	92.331	88.919
Printed circuit assemblies, loaded boards, modules and consumer external modems.....	11	786199	06/82	93.492	92.038	92.348	92.331	88.919
Miscellaneous electrical machinery and equipment.....	11	79		136.040	136.143	136.470	136.828	137.895
Storage batteries.....	11	7901		241.461	241.624	242.254	242.389	243.369
Storage batteries, lead acid type, BCI dimensional group 8D or smaller.....	11	790103	12/84	256.181	256.433	256.433	256.433	258.068
Storage batteries, lead acid type, larger than BCI dimensional group 8D.....	11	790104	12/84	309.651	309.651	309.651	310.524	310.524
Storage batteries (excluding lead acid), including parts for all storage batteries.....	11	790105	12/84	253.349	253.349	259.130	259.130	259.130
Primary batteries.....	11	7902		229.209	230.413	234.353	234.261	235.615
Primary batteries.....	11	790229	12/03	148.663	149.444	152.000	151.940	152.819
Carbon and graphite products.....	11	7903		225.202	226.022	226.465	235.891	232.809
X-ray and electromedical equipment.....	11	7905		90.714	90.705	90.725	90.805	92.034
Irradiation equipment.....	11	790512	06/85	124.804	124.804	124.804	124.804	125.822
Electromedical equipment, including diagnostic, therapeutic and patient monitoring equipment.....	11	790541	06/09	99.996	99.982	100.011	100.127	101.762
Miscellaneous electrical industrial apparatus.....	11	7929	12/85	196.582	196.582	197.038	195.428	193.604
Rectifying apparatus.....	11	792902	12/85	201.831	201.831	202.794	202.856	205.191
Other electrical equipment for industrial use, except for electronic circuitry.....	11	792904	12/03	175.667	175.667	175.667	172.814	169.855
All other electrical equipment and components, except industrial.....	11	7939	12/06	132.985	132.985	133.111	133.111	133.113
All other electrical equipment and components, except industrial.....	11	793901	12/06	132.985	132.985	133.111	133.111	133.113
Miscellaneous instruments.....	11	8		233.393	234.877	236.126	236.879	242.481

See footnotes at end of table.

Table 9. Producer price indexes for commodity and service groupings and individual items, not seasonally adjusted — Continued

[January 2023, Index base 1982=100, unless otherwise indicated]

Title	Commodity code		Other index base	Unadjusted index ¹				
	Group code	Item code		Sept. 2022	Oct. 2022 ^P	Nov. 2022 ^P	Dec. 2022 ^P	Jan. 2023 ^P
Automatic environmental controls for monitoring residential, commercial, and appliance use.....	11	81		203.712	204.978	205.637	205.637	208.956
Automatic environmental controls for monitoring residential, commercial, and appliance use.....	11	8105	12/03	140.477	141.351	141.805	141.805	144.094
Automatic environmental controls for monitoring residential, commercial, and appliance use.....	11	810501	12/03	140.477	141.351	141.805	141.805	144.094
Industrial process control instruments.....	11	82	06/83	272.349	273.571	276.046	277.824	284.344
Industrial process control instruments.....	11	8201	06/83	272.349	273.571	276.046	277.824	284.344
Industrial process control instruments.....	11	820171	12/03	164.946	165.685	167.184	168.261	172.210
Fluid meters and counting devices.....	11	84	12/85	221.402	221.402	221.402	221.771	228.059
Fluid meters and counting devices.....	11	8401	12/85	221.402	221.402	221.402	221.771	228.059
Counting devices.....	11	840103	12/85	215.704	215.704	215.704	—	—
Motor vehicle indicating instruments.....	11	840104	12/85	153.584	153.584	153.584	—	—
Engineering and scientific instruments.....	11	85	12/85	266.510	266.510	270.352	272.858	280.226
Aeronautical, nautical, and navigational instruments.....	11	8501	12/85	305.243	305.243	307.536	311.820	315.009
Aeronautical, nautical, and navigational instruments.....	11	850111	12/85	305.243	305.243	307.536	311.820	315.009
Hospital beds and specialized hospital furniture.....	11	8504	12/11	121.712	121.712	125.171	125.171	—
Hospital beds and specialized hospital furniture.....	11	850404	12/11	121.712	121.712	125.171	125.171	—
Measuring instruments and lenses.....	11	86	12/85	163.850	164.166	164.361	164.716	167.234
Sighting, tracking, and fire-control equipment, optical type.....	11	8601	12/85	139.561	139.561	139.561	139.561	138.744
Sighting, tracking, and fire-control equipment, optical type.....	11	860111	12/85	139.561	139.561	139.561	139.561	138.744
All other miscellaneous optical instruments and lenses.....	11	8602	12/85	142.853	143.670	144.036	144.012	144.012
All other miscellaneous optical instruments and lenses.....	11	860211	12/85	142.853	143.670	144.036	144.012	144.012
Laboratory analytical instruments.....	11	8603	12/85	173.520	173.796	173.996	174.499	178.018
Laboratory analytical instruments.....	11	860311	12/85	173.520	173.796	173.996	174.499	178.018
Measuring & controlling devices, n.e.c.....	11	89	06/85	184.575	189.275	190.628	190.522	196.846
Aircraft engine instruments.....	11	8901	06/85	181.815	181.815	181.815	181.815	181.815
Aircraft engine instruments.....	11	890199	06/85	181.815	181.815	181.815	181.815	181.815
Nuclear radiation detection & monitoring instruments.....	11	8904	06/85	232.431	232.431	238.481	238.481	246.459
Nuclear radiation detection & monitoring instruments.....	11	890499	06/85	232.431	232.431	238.481	238.481	246.459
Physical properties and kinematic testing equipment.....	11	8905	06/04	120.610	128.676	129.994	129.994	134.845
Physical properties and kinematic testing equipment.....	11	890599	06/04	120.610	128.676	129.994	129.994	134.845
Commercial, geophysical, meteorological, surveying, drafting & general-purpose instruments.....	11	8906	06/04	131.137	131.973	132.022	131.811	137.021
Commercial, geophysical, meteorological & general-purpose instruments.....	11	890699	06/04	131.137	131.973	132.022	131.811	137.021
Miscellaneous machinery.....	11	9		205.914	208.395	208.795	208.866	211.612
Oil field and gas field machinery.....	11	91		234.894	246.232	246.532	246.532	248.744
Oil and gas field drilling, surveying, and cementing machinery (except parts sold separately).....	11	9102		243.506	259.942	259.942	259.942	262.037
Oil and gas field drilling, surveying, and cementing machinery (except parts sold separately).....	11	910201	09/20	103.688	110.687	110.687	110.687	111.579
Oil field and gas field production machinery (except pumps and parts sold separately).....	11	9104		220.800	220.800	220.800	220.800	224.741
Oil field and gas field production machinery (except pumps and parts sold separately).....	11	910456	12/03	181.413	181.413	181.413	181.413	184.651
Parts and attachments for oil and gas field machinery and equipment.....	11	9106	12/10	123.368	128.437	129.610	129.610	129.610
Parts and attachments for oil and gas field drilling machinery and equipment.....	11	910602	12/10	122.616	130.170	130.170	130.170	130.170
Parts and attachments for oil and gas field production machinery and equipment.....	11	910604	12/10	125.941	126.436	129.802	129.802	129.802
Mining machinery and equipment.....	11	92		391.928	391.928	395.924	396.965	398.994
Mining machinery and equipment (except parts sold separately).....	11	9207	09/19	132.174	132.174	133.848	133.944	134.698
Underground mining machinery (except parts sold separately).....	11	920701	12/03	261.091	261.091	261.091	261.091	261.091
Crushing, pulverizing, & screening machinery (except parts sold separately).....	11	920702	12/03	238.322	238.322	249.314	249.314	249.314
Drills and other mining machinery (except parts sold separately).....	11	920703	12/03	233.507	233.507	233.507	235.527	239.753
Mineral processing & beneficiation machinery (except parts sold separately).....	11	920704	12/03	253.716	253.716	271.465	271.465	271.465
Parts and attachments for mining machinery and equipment (sold separately).....	11	9253		313.158	313.158	314.414	316.759	317.833
Parts and attachments for mining machinery and equipment (sold separately).....	11	925303	12/03	225.570	225.570	226.475	228.164	228.937
Office and store machines and equipment.....	11	93		124.668	124.668	124.668	124.668	124.668
Coin-operated machines and mechanisms.....	11	9309	05/18	104.766	104.766	104.766	104.766	104.766
Coin-operated machines and mechanisms.....	11	930910	05/18	104.766	104.766	104.766	104.766	104.766
Internal combustion engines.....	11	94		186.232	186.935	186.876	187.048	195.080
Diesel, semidiesel, and dual-fuel engines (except automotive).....	11	9407	12/82	201.086	201.086	201.086	201.086	213.412
Diesel, semidiesel, and dual-fuel engines (except automotive).....	11	940725	12/00	154.204	154.204	154.204	154.204	163.656

See footnotes at end of table.

Table 9. Producer price indexes for commodity and service groupings and individual items, not seasonally adjusted — Continued
 [January 2023, Index base 1982=100, unless otherwise indicated]

Title	Commodity code		Other index base	Unadjusted index ¹				
	Group code	Item code		Sept. 2022	Oct. 2022 ^P	Nov. 2022 ^P	Dec. 2022 ^P	Jan. 2023 ^P
Diesel, semidiesel, and dual-fuel engines for automobiles, trucks, and buses.....	11	9408	12/82	160.859	160.751	160.751	160.751	166.756
Diesel, semidiesel, and dual-fuel engines for automobiles, trucks, and buses.....	11	940811	12/82	160.859	160.751	160.751	160.751	166.756
Parts & accessories for internal combustion engines, ex. aircraft & gasoline automotive engines.....	11	9413		232.104	235.932	235.932	235.932	246.570
Parts & accessories for internal combustion engines, ex. aircraft & gasoline automotive engines.....	11	941301		232.104	235.932	235.932	235.932	246.570
Machine shop products.....	11	95		217.136	218.244	218.807	218.560	218.823
Machine shop products.....	11	9505	06/84	196.707	197.710	198.220	197.997	198.235
Machine shop job work and job order repairs.....	11	950501	06/84	196.707	197.710	198.220	197.997	198.235
Turbines and turbine generator sets.....	11	97	06/87	253.476	253.822	254.347	255.041	255.725
Turbines and turbine generator sets (excluding parts).....	11	9701	06/87	253.476	253.822	254.347	255.041	255.725
Steam, gas, and other turbines and turbine generators.....	11	970103	06/11	109.288	109.474	109.410	109.670	109.926
Parts & accessories for turbines, turbine generators, and turbine generator sets.....	11	98	09/15	119.808	120.448	120.448	120.448	120.653
Parts & accessories for turbines, turbine generators, and turbine generator sets.....	11	9801	09/15	119.808	120.448	120.448	120.448	120.653
Parts & accessories for turbines, turbine generators, and turbine generator sets.....	11	980101	09/15	119.808	120.448	120.448	120.448	120.653
Furniture and household durables.....	12	—		214.147	214.324	215.724	216.610	217.260
Household furniture.....	12	1		273.368	272.368	271.905	273.195	275.158
Metal household furniture.....	12	11		222.652	216.764	215.279	223.278	223.278
Metal household furniture.....	12	1101		222.652	216.764	215.279	223.278	223.278
Metal household dining room and kitchen furniture.....	12	110102	06/84	265.143	249.299	245.301	266.826	266.826
Other metal household furniture.....	12	110104	06/84	199.318	199.318	199.318	199.318	199.318
Metal household furniture, beds, nonupholstered.....	12	1101041	12/11	140.398	140.398	140.398	140.398	140.398
Wood household furniture (nonupholstered).....	12	12		303.697	301.039	301.101	302.226	310.446
Wood household furniture (nonupholstered).....	12	1206	12/22	—	—	—	100.000	102.720
Wood living room furniture (nonupholstered).....	12	120602	12/04	162.134	160.447	160.520	161.636	164.739
Wood dining room, outdoor, and ready-to-assemble furniture (nonupholstered).....	12	120603	12/22	—	—	—	100.000	106.310
Wood bedroom furniture, including infants' and children's, (nonupholstered).....	12	120605	12/04	160.569	160.148	160.148	160.943	161.688
Custom nonupholstered wood household furniture sold direct, excl. kitchen cabinets and vanities.....	12	120607	06/12	114.883	107.808	107.808	107.808	—
Upholstered household furniture.....	12	13		259.958	259.642	261.016	261.879	261.751
Upholstered household furniture.....	12	1301		259.958	259.642	261.016	261.879	261.751
Dual purpose sleep furniture, incl. convertible sofa.....	12	130123	06/83	219.041	219.041	220.484	220.583	220.528
Upholstered household furniture.....	12	130141	06/05	165.240	165.026	165.886	166.465	166.375
Upholstered household davenports, sofas, loveseats, and settees.....	12	1301411	12/11	145.306	145.178	146.218	146.760	146.610
Upholstered household sectional sofa pieces.....	12	1301412	12/11	134.592	134.399	134.566	134.960	134.852
Upholstered household rocking chairs, including swivel rockers.....	12	1301413	12/11	144.542	144.538	145.320	148.038	148.038
Other upholstered household furniture, including custom.....	12	1301415	12/11	155.507	155.132	155.784	156.315	156.591
Bedding.....	12	14		237.314	237.137	234.172	234.339	237.853
Bedding.....	12	1401		237.314	237.137	234.172	234.339	237.853
Innerspring mattresses, excluding crib size.....	12	140104	12/95	215.529	215.529	214.372	214.372	220.728
Mattress foundations.....	12	140107	12/11	148.654	147.683	147.469	147.469	147.750
Mattresses, other types, including crib, foam, waterbed mattresses and mattress inserts.....	12	140114	06/83	247.311	247.311	247.360	248.239	253.418
Sleep system ensembles and mattresses, excluding conventional waterbeds.....	12	140122	12/95	175.533	175.533	162.620	162.620	162.620
Mattress and foundation sets.....	12	140134	12/03	143.581	143.581	139.169	139.169	139.169
Metal porch, lawn, outdoor & casual furniture.....	12	15		357.742	363.568	374.677	374.677	374.677
Porch and lawn furniture.....	12	1501		357.742	363.568	374.677	374.677	374.677
Metal porch, lawn, outdoor & casual furniture.....	12	150112	06/84	355.823	361.617	372.667	372.667	372.667
Nonupholstered household furniture, except wood and metal.....	12	16	12/85	147.684	147.684	147.684	147.684	148.141
Nonupholstered household furniture, except wood and metal.....	12	1601	12/85	147.684	147.684	147.684	147.684	148.141
Nonupholstered household furniture, except wood and metal.....	12	160101	12/85	147.684	147.684	147.684	147.684	148.141
Commercial furniture.....	12	2		299.803	300.653	305.388	307.746	306.263
Wood office furniture and store fixtures.....	12	21		289.584	291.395	293.012	293.498	294.119
Wood office furniture and store fixtures.....	12	2101		289.584	291.395	293.012	293.498	294.119
Wood office seating, including upholstered.....	12	210112	06/85	270.064	270.064	270.418	270.418	272.617
Wood office desks and extensions.....	12	210113	06/85	310.955	310.955	315.151	314.820	314.820
Wood office files, storage units, and tables.....	12	210114	06/85	284.138	284.138	284.138	284.138	284.138
Wood office furniture, other types (incl. panel/desk systems).....	12	210116	06/85	228.439	228.439	228.439	228.439	228.439
Fixtures for stores, banks and offices.....	12	210161	12/83	284.888	287.302	289.068	289.743	290.370
Custom architectural woodwork, millwork, and fixtures.....	12	2101611	06/08	141.223	142.898	144.075	144.075	144.075

See footnotes at end of table.

Table 9. Producer price indexes for commodity and service groupings and individual items, not seasonally adjusted — Continued
 [January 2023, Index base 1982=100, unless otherwise indicated]

Title	Commodity code		Other index base	Unadjusted index ¹				
	Group code	Item code		Sept. 2022	Oct. 2022 ^P	Nov. 2022 ^P	Dec. 2022 ^P	Jan. 2023 ^P
Wood lockers, partitions, and shelving (except custom).....	12	2101612	06/08	158.734	159.096	163.138	163.607	169.369
Wood furniture dimensions and nonwood furniture parts and frames..	12	2101615	12/11	184.188	182.667	181.403	188.077	188.892
Nonwood furniture and store fixtures.....	12	22		295.192	295.532	302.321	306.739	302.764
Nonwood commercial storage units, files, and tables.....	12	2202		286.599	288.626	290.929	293.666	297.600
Nonwood commercial storage units, files, and tables.....	12	220202	06/95	205.856	207.312	208.966	210.932	213.758
Nonwood commercial furniture.....	12	2203		292.285	293.993	310.750	315.005	314.422
Nonwood office seating.....	12	220325		230.350	237.816	234.755	245.550	244.863
Nonwood office furniture panel systems, and other nonwood office furniture.....	12	220326	06/95	209.798	208.457	227.126	227.278	226.834
Nonwood partitions and fixtures.....	12	2204	12/83	285.665	283.928	282.274	287.306	277.329
Storage racks and accessories, except wood.....	12	220407	12/83	279.104	279.104	279.104	256.434	256.434
Fixtures (bank, office, and store) except wood.....	12	220409	12/83	262.296	265.903	266.903	275.355	278.775
Public building furniture.....	12	23	12/84	308.865	309.170	311.899	312.433	312.633
Public building furniture.....	12	2301	12/84	308.865	309.170	311.899	312.433	312.633
School furniture (except stone and concrete), excluding library furniture.....	12	230101	12/84	366.768	364.887	368.258	368.258	368.956
Public building and related furniture, excluding school & restaurant furniture.....	12	230102	12/84	297.314	298.763	301.323	302.164	302.164
Commercial furniture and fixtures, n.e.c.....	12	24	12/85	272.656	272.485	280.214	280.889	281.534
Commercial furniture and fixtures, n.e.c.....	12	2401	12/85	272.656	272.485	280.214	280.889	281.534
Bar, bowling center, cafeteria, and restaurant furniture.....	12	240104	12/10	174.284	174.284	175.423	175.423	175.466
Other commercial and institutional furniture and fixtures, n.e.c.....	12	240108	12/10	153.533	153.377	159.782	160.395	160.923
Floor coverings.....	12	3		211.145	212.472	214.341	209.383	209.383
Carpets and rugs.....	12	31		205.367	206.914	209.092	203.313	203.313
Carpet and rugs.....	12	3101		208.535	210.106	212.318	206.450	206.450
Carpet and rugs.....	12	310101		208.535	210.106	212.318	206.450	206.450
Resilient floor coverings.....	12	32		258.708	258.708	258.708	258.708	258.708
Resilient floor coverings.....	12	3201		258.708	258.708	258.708	258.708	258.708
Resilient floor coverings.....	12	320170	12/11	116.327	116.327	116.327	116.327	116.327
Household appliances.....	12	4		147.518	147.336	146.952	148.044	148.233
Major appliances.....	12	41		142.714	142.329	141.801	143.045	143.102
Household cooking appliances.....	12	4101		152.871	151.534	151.297	153.592	153.568
Electric household ranges, ovens (including microwave), surface cooking units, and equipment.....	12	410105	12/02	151.134	150.735	150.454	152.299	152.613
Gas household ranges, ovens, surface cooking units and equipment. ..	12	410139	12/02	144.059	145.198	142.827	145.285	144.900
Other household ranges and cooking equipment, including outdoor equipment.....	12	410169	12/02	188.450	178.477	182.381	186.432	186.404
Household refrigeration equipment.....	12	4103		120.129	120.073	120.501	120.796	120.899
Household refrigerators, including refrigerator-freezer combinations.....	12	410329	12/02	130.483	130.329	130.018	130.280	130.436
Other major household appliances including room air-conditioners.....	12	4104		177.356	176.836	174.201	176.822	176.361
Room air-conditioners.....	12	410445		-	-	-	-	229.899
Household vacuum cleaners, including parts and attachments.....	12	43		122.250	122.250	122.250	122.250	122.250
Household vacuum cleaners and other floor care machines (including parts and attachments).....	12	4301		114.685	114.685	114.685	114.685	114.685
Household vacuum cleaners and other floor care machines (including parts and attachments).....	12	430114	06/07	125.108	125.108	125.108	125.108	125.108
Electric housewares and fans.....	12	44		144.935	145.255	145.440	145.672	146.869
Parts and attachments for small electric household appliances, including fan parts.....	12	4403	12/82	191.406	191.406	191.406	191.406	191.406
Parts and attachments for small electric household appliances, including fan parts.....	12	440311	12/82	191.406	191.406	191.406	191.406	191.406
Small electric household appliances, including fans.....	12	4404	05/21	115.774	116.047	116.204	116.402	117.362
Small electric household appliances, including fans.....	12	440401	05/21	115.774	116.047	116.204	116.402	117.362
Portable residential lighting fixtures, including parts and accessories.....	12	45		279.438	284.474	286.090	287.818	288.883
Portable residential lighting fixtures, including parts and accessories.....	12	4501		279.438	284.474	286.090	287.818	288.883
Portable residential lighting fixtures, including parts and accessories.....	12	450135	06/98	188.341	191.735	192.824	193.988	194.706
Home electronic equipment.....	12	5		61.583	61.681	61.681	61.681	61.931
Speakers and commercial sound equipment.....	12	57	12/03	134.327	134.722	134.722	134.722	135.890
Speakers and commercial sound equipment.....	12	5707	12/03	134.327	134.722	134.722	134.722	135.890
Speakers and commercial sound equipment.....	12	570708	12/03	134.327	134.722	134.722	134.722	135.890
Other home electronic equipment.....	12	58	06/04	114.965	114.965	114.965	114.965	114.965
Other home electronic equipment, including television receivers and automotive A/V equipment.....	12	5803	01/17	119.169	119.169	119.169	119.169	119.169
All other consumer audio and video equipment, excluding TV receivers and automotive A/V equip.....	12	580301	06/04	105.826	105.826	105.826	105.826	105.826
Other household durable goods.....	12	6		233.505	234.160	236.820	239.332	243.352

See footnotes at end of table.

Table 9. Producer price indexes for commodity and service groupings and individual items, not seasonally adjusted — Continued
 [January 2023, Index base 1982=100, unless otherwise indicated]

Title	Commodity code		Other index base	Unadjusted index ¹				
	Group code	Item code		Sept. 2022	Oct. 2022 ^P	Nov. 2022 ^P	Dec. 2022 ^P	Jan. 2023 ^P
Vitreous china, fine earthenware, and other pottery products.....	12	61		319.851	319.851	319.851	320.601	321.575
Vitreous china, porcelain, and earthenware table and kitchenware and other pottery products.....	12	6101		319.805	319.805	319.805	320.555	321.530
Vitreous china, porcelain, and earthenware (semivitreous) table and kitchenware.....	12	610104	06/08	140.213	140.213	140.213	140.213	142.412
All other pottery products (including china decorated for the trade).....	12	610105	06/08	158.477	158.477	158.477	159.099	159.258
Mirrors (decorated and undecorated).....	12	65		205.466	205.466	205.466	205.466	204.346
Mirrors (decorated and undecorated), made from purchased glass.....	12	6501		205.466	205.466	205.466	205.466	204.346
Mirrors (decorated and undecorated), made from purchased glass.....	12	650104	12/04	132.352	132.352	132.352	132.352	131.631
Lawn/garden equipment.....	12	66		174.823	175.192	175.096	177.969	184.633
Parts and attachments for consumer lawn, garden, and snow equipment.....	12	6605	12/82	225.278	223.729	221.840	225.695	226.398
Parts and attachments for consumer lawn, garden, and snow equipment.....	12	660503	06/03	152.211	151.164	149.888	152.493	152.968
Consumer lawn, garden, and snow equipment.....	12	6607	05/18	116.689	117.197	117.361	119.259	124.151
Consumer lawn, garden, and snow equipment.....	12	660701	05/18	116.689	117.197	117.361	119.259	124.151
Consumer riding lawn, garden, and snow equipment.....	12	6607011	06/03	131.403	132.891	133.421	133.421	143.332
Consumer nonriding lawn, garden, and snow equipment.....	12	6607012	06/03	125.077	125.077	125.047	128.353	129.064
Cutlery, flatware (except precious), razors and razor blades.....	12	67		273.074	274.709	274.709	279.663	279.663
Cutlery, flatware (except precious), razors and razor blades.....	12	6701		273.074	274.709	274.709	279.663	279.663
Cutlery, scissors, shears, trimmers, and snips.....	12	670141	12/83	281.079	279.415	279.415	303.144	303.144
Metal kitchen utensil, pots, and pans.....	12	68		305.638	305.638	305.638	305.638	305.638
Metal kitchen utensil, pots, and pans.....	12	6801		305.638	305.638	305.638	305.638	305.638
Stamped and spun kitchen utensils, aluminum.....	12	680101		—	—	—	—	288.210
Stamped and spun kitchen utensils, except aluminum.....	12	680102	06/84	284.680	284.680	284.680	284.680	—
Window shades, blinds, and accessories.....	12	69	06/84	269.670	271.236	294.251	294.251	295.937
Window shades, blinds, and accessories.....	12	6901	06/84	269.670	271.236	294.251	294.251	295.937
Window shades and window shade accessories and rollers.....	12	690101	06/84	315.214	318.217	360.530	360.530	360.532
Other shades and blinds, including curtain and drapery fixtures, poles, & rods.....	12	690103	06/84	—	—	—	—	224.457
Nonmetallic mineral products.....	13	—		313.131	313.971	315.226	315.919	322.881
Glass.....	13	1		176.364	178.247	179.452	179.166	180.888
Flat glass.....	13	11		165.130	167.319	168.799	168.479	169.455
Specialty glass.....	13	1107		194.397	196.882	198.761	198.761	199.761
Specialty glass.....	13	110703	06/11	141.735	143.547	144.917	144.917	145.646
Other glass products, made by flat glass producers.....	13	1107034	06/11	158.135	163.584	163.584	163.584	163.584
Flat glass (float, sheet, and plate process).....	13	1108	12/22	—	—	—	100.000	100.821
Flat glass (float, sheet, and plate process).....	13	110811	12/22	—	—	—	100.000	100.821
Other finished glassware.....	13	13	06/83	191.116	191.556	191.541	191.425	196.054
Pressed and blown glassware.....	13	1301	06/83	194.156	194.602	194.587	194.470	199.172
Machine-made pressed & blown table, kitchen, art, & novelty glassware.....	13	130116	12/11	148.656	149.108	149.108	149.108	154.637
All other machine-made pressed and blown glassware.....	13	130117	12/11	120.038	120.156	120.135	119.934	121.744
Handmade pressed and blown glassware.....	13	130118	12/11	120.058	120.095	120.095	120.626	120.662
Concrete ingredients and related products.....	13	2		375.356	376.379	376.380	377.812	394.025
Construction sand, gravel, and crushed stone.....	13	21		427.221	426.747	426.117	428.208	441.096
Construction sand, gravel and crushed stone.....	13	2101		427.221	426.747	426.117	428.208	441.096
Construction sand and gravel (run of pit/bank, washed, screened, etc.)..	13	210120	12/11	162.951	163.258	163.261	162.952	168.855
Construction sand and gravel, Northeast.....	13	2101201	12/12	169.497	169.497	169.497	169.497	179.088
Construction sand and gravel, Midwest.....	13	2101202	12/12	173.438	173.809	173.769	172.994	182.155
Construction sand and gravel, West.....	13	2101204	12/12	164.883	165.441	165.475	165.352	168.402
Crushed and broken stone.....	13	210121		417.894	416.869	415.972	419.292	430.697
Crushed and broken limestone.....	13	2101212	12/11	163.726	163.567	163.698	165.786	167.790
Crushed and broken granite.....	13	2101213	12/11	151.371	153.076	150.371	149.334	150.745
Bituminous limestone, sandstone, & other crushed & broken stone.....	13	2101219	12/11	141.620	138.037	138.233	138.420	153.562
Cement, hydraulic.....	13	22		304.473	308.685	309.990	310.199	333.933
Cement, hydraulic.....	13	2201		304.473	308.685	309.990	310.199	333.933
Cement, hydraulic.....	13	220161	06/89	297.991	302.113	303.390	303.595	326.824
Concrete products.....	13	3		341.013	342.436	345.579	348.493	354.906
Concrete block and brick.....	13	31		333.992	334.770	334.703	335.217	350.908
Structural concrete block.....	13	3111		344.992	346.792	346.810	347.593	363.701
Structural concrete block.....	13	311135	12/87	281.553	283.022	283.037	283.676	296.822
Structural concrete block, lightweight units (weighing less than 105 lb/cubic ft.) (dry weight).....	13	3111351	12/11	152.478	153.613	153.613	153.613	162.179
Structural concrete block, mediumweight units (weighing 105 - 124 lb/cubic ft.) (dry weight).....	13	3111352	12/11	155.044	155.848	155.848	156.470	161.860

See footnotes at end of table.

Table 9. Producer price indexes for commodity and service groupings and individual items, not seasonally adjusted — Continued
 [January 2023, Index base 1982=100, unless otherwise indicated]

Title	Commodity code		Other index base	Unadjusted index ¹				
	Group code	Item code		Sept. 2022	Oct. 2022 ^P	Nov. 2022 ^P	Dec. 2022 ^P	Jan. 2023 ^P
Structural concrete block, normalweight units (weighing 125 lb or more/cubic ft.) (dry weight).....	13	3111353	12/11	145.233	145.453	145.478	146.224	152.373
Decorative concrete block.....	13	3121		292.134	291.965	291.626	291.965	305.483
Decorative concrete block (including screen, split, slump, shadowal block, etc.).....	13	312101		292.134	291.965	291.626	291.965	305.483
Concrete brick.....	13	3131		302.440	302.440	302.440	302.440	319.355
Concrete brick.....	13	313101		302.440	302.440	302.440	302.440	319.355
Concrete pavers.....	13	3141		285.592	285.592	285.592	285.853	298.427
Concrete pavers (including grid, interlocking, etc.).....	13	314101		285.592	285.592	285.592	285.853	298.427
Concrete pipe.....	13	32		324.671	326.224	332.572	341.251	347.217
Concrete pipe.....	13	3201		324.671	326.224	332.572	341.251	347.217
Concrete pipe.....	13	320108	12/86	283.513	284.870	290.413	297.991	303.201
Concrete storm sewer pipe.....	13	3201082	12/11	196.060	199.966	196.839	200.882	206.325
Concrete pipe, except concrete culvert and storm sewer pipe.....	13	3201083	12/11	148.225	148.225	148.225	152.541	152.541
Ready-mix concrete.....	13	33		335.966	337.302	340.744	344.241	349.519
Ready-mix concrete.....	13	3301		335.966	337.302	340.744	344.241	349.519
Ready-mix concrete.....	13	330101		335.966	337.302	340.744	344.241	349.519
Northeast region ready-mix concrete.....	13	330101A	12/12	147.642	150.626	151.117	152.735	151.195
Midwest region ready-mix concrete.....	13	330101B	12/12	143.646	143.074	148.051	150.736	157.808
South region ready-mix concrete.....	13	330101C	12/12	154.560	154.753	154.163	155.643	158.851
West region ready-mix concrete.....	13	330101D	12/12	166.192	167.805	170.446	171.081	169.567
Precast concrete products.....	13	34		360.983	363.974	365.142	366.702	373.483
Precast concrete products.....	13	3401		360.983	363.974	365.142	366.702	373.483
Precast concrete products.....	13	340106	12/86	318.463	321.101	322.132	323.509	329.490
Precast concrete slabs and tile, roof and floor units.....	13	3401061	12/11	162.227	163.076	163.076	163.199	163.199
Precast concrete architectural wall panels.....	13	3401062	12/11	178.008	178.490	178.490	178.922	182.540
Burial vaults and boxes, precast concrete.....	13	3401063	12/11	152.264	153.170	153.566	153.566	161.218
Precast concrete products (excl burial vaults and boxes, slabs and tile, and arch. wall panels).....	13	3401064	12/11	161.806	163.670	164.553	165.639	168.565
Prestressed concrete products.....	13	35		347.776	347.039	353.637	353.505	354.374
Prestressed concrete products.....	13	3501		347.776	347.039	353.637	353.505	354.374
Prestressed concrete products.....	13	350107	12/86	354.905	354.152	360.885	360.750	361.638
Prestressed concrete bridge beams and solid and hollow cored slabs and panels.....	13	3501071	12/07	242.096	241.321	248.764	248.468	249.202
Prestressed concrete bridge beams.....	13	35010711	12/07	203.729	203.182	206.011	205.533	205.587
Prestressed concrete solid and hollow cored slabs and panels.....	13	35010712	12/07	280.410	279.321	294.187	294.258	297.093
Prestressed concrete products (excl bridge beams and solid and hollow cored slabs and panels).....	13	3501072	12/07	127.353	127.291	127.440	127.554	127.793
Clay construction products ex. refractories.....	13	4		218.688	223.975	224.681	225.812	226.801
Brick and structural clay tile.....	13	42	12/84	238.132	252.867	252.867	252.867	254.636
Building or common brick.....	13	4201	12/84	235.293	250.504	250.504	250.504	252.224
Building or common brick.....	13	420101	12/84	235.293	250.504	250.504	250.504	252.224
Glazed brick and other brick (paving, floor, and sewer).....	13	4202	12/84	274.624	274.844	274.844	274.844	279.801
Glazed brick and other brick (paving, floor, and sewer).....	13	420201	12/84	274.624	274.844	274.844	274.844	279.801
Clay floor and wall tile, glazed and unglazed.....	13	44		134.527	132.362	132.864	134.374	134.632
Clay floor and wall tile, glazed and unglazed (including quarry tile and ceramic mosaic tile).....	13	4401		134.527	132.362	132.864	134.374	134.632
Clay floor and wall tile, glazed and unglazed (including quarry tile and ceramic mosaic tile).....	13	440131		134.528	132.363	132.865	134.375	134.633
Structural clay products, n.e.c.....	13	45		324.374	324.374	332.338	333.970	333.970
Structural clay products, n.e.c.....	13	4501		324.374	324.374	332.338	333.970	333.970
All other structural clay products, excluding clay refractories.....	13	450199	12/85	281.533	281.533	281.533	283.355	283.355
Refractories.....	13	5		335.259	333.496	334.413	339.922	345.883
Clay refractories.....	13	52		372.831	372.831	372.831	383.325	389.605
Clay refractories.....	13	5201		372.831	372.831	372.831	383.325	389.605
Clay refractories.....	13	520181	12/04	209.410	209.410	209.410	215.305	218.832
Nonclay refractories.....	13	53		302.533	299.821	301.233	303.707	310.027
Nonclay refractories (excluding dead-burned magnesia).....	13	5301		302.533	299.821	301.233	303.707	310.027
Nonclay refractories (excluding dead-burned magnesia).....	13	530112	12/04	198.445	196.666	197.592	199.215	203.360
Asphalt felts and coatings.....	13	6		328.446	328.580	330.591	331.769	322.946
Prepared asphalt and tar roofing and siding products.....	13	61		334.524	334.677	336.978	338.326	327.597
Prepared asphalt and tar roofing and siding products.....	13	6101		334.524	334.677	336.978	338.326	327.597
Prepared asphalt and tar roofing and siding products.....	13	610131	12/03	304.223	304.363	306.455	307.681	297.924
Asphalt smooth-surfaced roll roofing and cap sheets, organic and fiberglass base.....	13	6101311	12/12	135.082	136.191	136.191	136.561	133.928
Asphalt mineral-surfaced roll roofing and cap sheets, organic and fiberglass base.....	13	6101312	12/11	168.198	170.123	169.895	170.609	171.311

See footnotes at end of table.

Table 9. Producer price indexes for commodity and service groupings and individual items, not seasonally adjusted — Continued
 [January 2023, Index base 1982=100, unless otherwise indicated]

Title	Commodity code		Other index base	Unadjusted index ¹				
	Group code	Item code		Sept. 2022	Oct. 2022 ^P	Nov. 2022 ^P	Dec. 2022 ^P	Jan. 2023 ^P
Other prepared asphalt and tar products for roofing and siding.	13	6101317	12/11	126.849	127.872	128.012	127.874	127.367
Roofing asphalts, pitches, coatings, and cement.	13	62		260.395	260.395	260.395	260.395	260.371
Roofing asphalts, pitches, coatings, and cement.	13	6201		260.395	260.395	260.395	260.395	260.371
Roofing asphalts, pitches, coatings, and cement.	13	620121	06/84	246.651	246.651	246.651	246.651	246.629
Gypsum products.	13	7		462.744	461.345	463.006	462.364	462.242
Gypsum products.	13	71		462.744	461.345	463.006	462.364	462.242
Gypsum products.	13	7101		462.744	461.345	463.006	462.364	462.242
Gypsum building materials.	13	710102	12/93	355.246	353.984	355.482	354.903	354.791
Other gypsum products.	13	710116	12/99	245.245	245.245	245.245	245.245	245.245
Glass containers.	13	8		251.523	251.523	257.393	257.393	263.473
Glass containers.	13	81		251.523	251.523	257.393	257.393	263.473
Glass containers (including value of packaging).	13	8101		251.523	251.523	257.393	257.393	263.473
Glass containers (including value of packaging).	13	810104	06/95	192.370	192.370	196.859	196.859	201.509
Other nonmetallic minerals.	13	9		310.298	310.094	309.277	307.791	319.181
Insulation materials.	13	92		262.594	262.104	263.015	263.477	264.209
Mineral wool for thermal and acoustical envelope insulation.	13	9201		260.009	259.337	260.475	261.473	260.127
Mineral wool for thermal and acoustical envelope insulation.	13	920105	06/07	198.122	197.609	198.476	199.237	198.211
Mineral wool for industrial, equipment, and appliance insulation.	13	9202		224.179	224.179	224.431	223.615	226.917
Mineral wool for industrial, equipment, and appliance insulation.	13	920201		224.179	224.179	224.431	223.615	226.917
Paving mixtures and blocks.	13	94		394.819	392.229	388.979	380.224	410.304
Paving mixtures and blocks.	13	9401		394.819	392.229	388.979	380.224	410.304
Paving mixtures and blocks.	13	940113	12/03	278.548	276.720	274.427	268.250	289.473
Emulsified asphalt, including liquid additives.	13	940113A	12/09	156.292	155.191	153.399	151.197	150.918
Other liquid asphalt and tar paving materials, including cut-backs.	13	940113B	12/09	205.322	206.161	204.008	196.055	193.444
Asphalt and tar paving mixtures (excluding liquid).	13	940113C	12/09	141.207	139.935	138.958	135.340	162.703
Cut stone and stone products.	13	95	12/84	230.809	230.982	230.982	230.982	230.982
Cut stone and stone products.	13	9501	12/84	230.809	230.982	230.982	230.982	230.982
Dressed dimension granite (including gneiss, syenite, diorite, and cut granite).	13	950111	12/84	227.165	227.165	227.165	227.165	227.165
Dressed dimension limestone (including dolomite, travertine, calcareous, tufa, & cut limestone).	13	950121	12/84	208.310	208.310	208.310	208.310	—
Dressed dimension marble and other stone.	13	950151	12/04	153.961	154.479	154.479	154.479	154.479
Gaskets, packing, and sealing devices.	13	98	12/85	232.503	234.055	234.055	236.396	242.121
Gaskets and gasketing material.	13	9801	12/85	254.702	257.960	257.960	259.389	264.632
Nonmetallic gaskets and gasketing.	13	980111	12/90	227.685	227.705	227.705	230.166	238.113
Metallic gaskets and machined seals.	13	980112	12/90	201.739	207.087	207.087	207.087	207.544
Packing and sealing.	13	9802	12/85	217.103	217.103	217.103	220.346	227.031
Compression packing.	13	980211	12/90	250.897	250.897	250.897	250.897	259.450
Molded packing and sealing devices.	13	980212	12/90	190.558	190.558	190.558	192.106	194.111
Rotary oil seals.	13	980214	12/90	167.705	167.705	167.705	180.362	186.365
Nonmetallic minerals and products, n.e.c.	13	99	06/82	287.107	287.711	287.118	287.497	293.956
Clay and stone mining and quarrying.	13	9902	06/84	295.122	295.911	294.664	295.366	299.409
Ground or treated minerals and earths.	13	990209	06/85	290.627	291.760	290.456	291.575	291.853
Treated lightweight aggregate and crushed slag, minerals and earths.	13	9902094	12/14	149.606	149.651	149.651	149.651	149.651
Other minerals and earths, treated.	13	9902096	12/14	85.621	85.694	86.076	86.900	86.976
Dimension stone mining and quarrying.	13	990211	06/85	261.744	261.744	261.744	261.744	289.166
Clay, excluding kaolin and ball clay.	13	990214	06/90	222.207	223.570	223.492	223.401	225.363
Bentonite.	13	990214C	12/07	152.092	153.356	153.391	153.391	156.491
All other nonmetallic minerals, including talc and gypsum.	13	990299	06/85	352.923	351.527	348.588	348.588	357.407
All other nonmetallic mineral products.	13	9903	12/85	227.050	227.551	227.551	227.649	235.426
Dry-mixed concrete materials (prepackaged sand, gravel, mortar, and cement premixes).	13	990312	12/11	146.276	146.276	146.276	146.276	—
Other nonmetallic mineral products.	13	990319	12/11	109.168	110.119	110.118	110.305	114.472
Transportation equipment.	14	—		199.545	200.526	200.643	201.128	202.050
Motor vehicles and equipment.	14	1		166.745	167.848	167.890	168.260	168.909
Motor vehicles.	14	11		168.025	169.927	170.114	170.719	171.356
Passenger cars and chassis.	14	1101		142.307	142.492	142.542	142.577	143.179
Passenger cars and chassis.	14	110131	06/82	142.016	142.200	142.251	142.285	142.886
Motorcycles, including three-wheel motorbikes, motorscooters, mopeds, and parts.	14	1104		197.365	197.365	197.365	197.773	198.663
Motorcycles, including three-wheel motorbikes, motorscooters, mopeds, and parts.	14	110401		212.572	212.572	212.572	213.012	213.970
Trucks, truck tractors, & bus chassis 14,000 lb or less, incl. minivans & suvs.	14	1105		192.612	196.777	197.129	198.465	199.235

See footnotes at end of table.

Table 9. Producer price indexes for commodity and service groupings and individual items, not seasonally adjusted — Continued
 [January 2023, Index base 1982=100, unless otherwise indicated]

Title	Commodity code		Other index base	Unadjusted index ¹				
	Group code	Item code		Sept. 2022	Oct. 2022 ^P	Nov. 2022 ^P	Dec. 2022 ^P	Jan. 2023 ^P
Trucks, truck tractors, & bus chassis 14,000 lb or less, incl. minivans & suvs.....	14	110571	12/82	185.322	189.329	189.668	190.953	191.694
Trucks, over 14,000 lbs GVW.....	14	1106		243.143	243.218	243.355	243.373	243.721
Trucks, over 14,000 lbs GVW.....	14	110684	12/05	146.778	146.824	146.906	146.917	147.127
Buses, including military and firefighting vehicles (chassis of own manufacture).....	14	1106843	06/11	140.432	140.432	140.546	140.596	140.856
Motor vehicles parts.....	14	12		139.661	139.509	139.368	139.445	140.142
Motor vehicles parts.....	14	1205	12/03	125.152	125.016	124.889	124.958	125.582
Gasoline engines and engine parts, excl. carburetors, pistons, and valves.....	14	120501	12/03	132.886	133.146	133.938	133.952	133.977
Motor vehicle steering and suspension parts.....	14	120502	12/03	109.939	111.846	111.846	112.452	110.089
Motor vehicle transmission and power train.....	14	120503	12/03	121.611	121.749	121.517	121.508	122.083
Motor vehicle drive train components, except wheels and brakes, new.....	14	1205031	12/11	112.504	112.614	112.398	112.388	112.926
Motor vehicle transmissions except auxiliary and parts, new.....	14	12050310	06/12	108.977	109.202	109.202	109.202	113.290
Parts for manual and automatic transmissions, new.....	14	12050313	12/11	125.176	125.112	124.498	124.462	125.308
Other motor vehicle drive train components, except wheels and brakes, new.....	14	12050315	12/11	102.588	102.268	101.355	101.323	100.928
Motor vehicle drive train components, rebuilt.....	14	1205033	12/11	127.560	129.801	129.801	129.801	130.292
Motor vehicle brake systems.....	14	120504	12/03	143.803	141.862	141.713	141.317	142.128
Motor vehicle brake parts and assemblies, new.....	14	1205041	12/11	132.058	130.139	129.991	129.600	130.344
Motor vehicle drum brake assemblies and parts, new.....	14	1205041A	12/11	158.561	165.662	167.154	164.761	163.546
Other motor vehicle brake parts and assemblies, new.....	14	1205041B	12/11	116.141	118.047	117.273	117.333	118.192
Motor vehicle disc brake assemblies and parts, new.....	14	1205041C	12/11	138.477	127.596	127.525	127.454	129.802
Filters for internal combustion engines and motor vehicles.....	14	120505	12/03	158.650	158.650	160.162	160.162	160.162
Other motor vehicle parts.....	14	120508	12/03	112.359	112.547	112.437	112.625	115.385
Vehicle seating and interior trim.....	14	120511	06/04	114.065	115.079	114.164	114.328	115.273
Automobile trimmings.....	14	1205111	06/09	89.913	92.827	92.850	92.898	93.318
Seats for public conveyance and aircraft.....	14	1205113	06/09	119.185	119.216	118.602	118.864	119.451
Motor vehicle air conditioning systems and compressors.....	14	120512	12/11	102.974	102.155	102.155	102.155	102.155
Carburetors, pistons, piston rings, and valves.....	14	120513		203.759	203.612	203.165	203.163	205.542
Motor vehicle electrical and electronic equipment.....	14	120514		139.096	138.965	138.790	138.791	139.396
Vehicular lighting equipment.....	14	1205141		147.652	148.028	148.075	148.076	148.929
Other motor vehicle electrical and electronic equipment.....	14	1205142		141.860	141.621	141.396	141.396	141.960
Battery charging alternators, generators, and regulators.....	14	12051422	06/00	107.061	106.444	106.513	106.513	106.635
Parts for electrical and electronic engine equipment.....	14	12051424	06/00	100.475	100.057	96.684	96.684	96.393
All other miscellaneous non-engine electrical and electronic equipment.....	14	12051425	12/03	118.190	118.093	118.100	118.100	119.039
All other miscellaneous complete engine electrical equipment, including spark plugs.....	14	12051426	06/00	109.305	108.812	109.069	109.069	108.863
Truck and bus bodies.....	14	13	12/82	324.091	329.534	329.581	329.801	333.239
Truck and bus bodies sold separately.....	14	1301	12/82	329.693	334.114	333.809	333.840	338.859
Other truck and vehicle bodies, sold separately.....	14	13015	12/08	145.947	150.382	150.202	150.216	152.474
Dump truck bodies, sold separately.....	14	130151	12/08	187.744	188.314	186.699	186.699	186.699
All other truck and vehicle bodies, sold separately.....	14	130152	12/08	139.925	144.476	144.476	144.476	147.832
Service truck bodies, sold separately.....	14	130153	09/15	132.364	138.319	138.311	138.387	138.393
Complete vehicles on purchased chassis.....	14	1302	12/82	317.455	323.947	324.360	324.776	324.209
Buses and firefighting vehicles, complete, produced on purchased chassis.....	14	13027	12/08	126.949	126.949	127.470	127.993	127.993
Buses and firefighting vehicles, complete, produced on purchased chassis.....	14	130275	12/08	126.949	126.949	127.470	127.993	127.993
Other trucks and vehicles, complete, produced on purchased chassis.....	14	13029	12/08	155.232	159.167	159.265	159.364	-
Other trucks and vehicles, complete, produced on purchased chassis, except upfitting trucks.....	14	130294	09/15	137.123	141.493	141.601	141.711	140.794
Truck trailers.....	14	14		335.944	336.603	336.359	336.512	332.259
Truck trailers.....	14	1406	12/86	325.672	326.311	326.075	326.223	322.100
Truck trailers and chassis, axle rating 10,000 lb or more.....	14	140602	12/86	317.175	317.559	317.383	317.642	313.220
Truck trailers and chassis, axle rating less than 10,000 lb.....	14	140603	12/11	211.629	213.041	212.661	212.277	212.468
Motor homes, built on purchased chassis.....	14	15	06/84	213.730	215.179	215.238	215.238	215.238
Motor homes, built on purchased chassis.....	14	1501	06/84	213.730	215.179	215.238	215.238	215.238
Motor homes, built on purchased chassis.....	14	150101	06/84	213.730	215.179	215.238	215.238	215.238
Travel trailers and campers.....	14	16	06/84	295.310	297.078	297.274	297.274	297.274
Travel trailers.....	14	1601	06/84	282.075	284.221	284.418	284.418	284.418
Travel trailers.....	14	160101	06/84	282.075	284.221	284.418	284.418	284.418
Conventional travel trailers.....	14	1601016	12/11	166.478	168.540	168.729	168.729	168.729
Camping trailers, campers, pick-up covers, and parts.....	14	1602	06/84	336.063	336.063	336.246	336.246	336.246
Camping trailers, campers, pick-up covers, and parts.....	14	160201	06/84	336.063	336.063	336.246	336.246	336.246
Other parts and components, excluding appliances and furnishings.....	14	1602013	12/11	196.082	196.082	196.082	196.082	196.082
Truck campers, caps, box covers, and fold-down camping trailers.....	14	1602014	06/14	-	145.061	145.276	145.276	145.276
Aircraft and aircraft equipment.....	14	2		296.865	297.362	297.780	298.742	300.528

See footnotes at end of table.

Table 9. Producer price indexes for commodity and service groupings and individual items, not seasonally adjusted — Continued
 [January 2023, Index base 1982=100, unless otherwise indicated]

Title	Commodity code		Other index base	Unadjusted index ¹				
	Group code	Item code		Sept. 2022	Oct. 2022 ^P	Nov. 2022 ^P	Dec. 2022 ^P	Jan. 2023 ^P
Aircraft.....	14	21		329.960	330.893	331.579	332.957	334.534
Civilian aircraft.....	14	2102	12/85	316.154	317.490	318.471	320.443	322.581
Civilian aircraft.....	14	210206	12/03	171.185	171.908	172.440	173.507	174.665
Military aircraft.....	14	2104	06/13	104.610	104.610	104.610	104.610	104.610
Military aircraft.....	14	210401	06/13	104.610	104.610	104.610	104.610	104.610
Aircraft engine and engine parts.....	14	23	12/85	245.895	245.978	246.086	247.149	248.888
Aircraft engine and engine parts.....	14	2301	12/85	245.895	245.978	246.086	247.149	248.888
Aircraft engine and engine parts.....	14	230101	12/85	245.895	245.978	246.086	247.149	248.888
Aeronautical services on aircraft engines.....	14	2301015	12/11	140.649	140.649	140.649	140.649	145.030
Aircraft engine parts and accessories.....	14	2301017	12/11	115.214	115.288	115.384	116.332	116.765
Parts and accessories for military aircraft engines.....	14	23010175	12/11	123.563	123.883	123.898	123.898	123.944
Parts and accessories for civilian aircraft engines.....	14	23010177	12/11	113.448	113.470	113.583	114.735	115.355
Other aircraft parts and equipment.....	14	25	06/85	200.285	200.285	200.410	200.380	202.221
Other aircraft parts and equipment.....	14	2501	06/85	200.285	200.285	200.410	200.380	202.221
Aircraft propellers and helicopter rotors.....	14	250102	06/08	160.743	160.743	160.839	160.983	161.244
Aircraft parts and auxiliary equipment.....	14	250103	06/08	119.626	119.626	119.708	119.674	120.852
Aircraft landing gear for civilian and military aircraft.....	14	2501032	06/08	168.615	168.615	168.615	168.615	186.970
Other aircraft subassemblies and parts for military aircraft.....	14	2501033	06/08	123.978	123.978	124.018	124.132	124.520
Other aircraft subassemblies and parts for civilian aircraft.....	14	2501034	06/08	110.411	110.411	110.574	110.454	111.147
Ships and boats.....	14	3		299.695	300.096	300.267	301.193	302.115
Ships.....	14	31	12/85	245.875	245.875	245.856	246.651	247.274
Military self-propelled ships, new construction.....	14	3102	06/96	148.306	148.306	148.290	148.406	148.927
Military self-propelled ships, new construction.....	14	310201	06/96	148.306	148.306	148.290	148.406	148.927
Nonmilitary self-propelled ships, new construction.....	14	3103	06/96	263.864	263.864	263.864	261.961	261.961
Nonmilitary self-propelled ships, new construction.....	14	310301	12/85	402.737	402.737	402.737	399.833	399.833
Boats.....	14	32		343.099	344.472	345.112	346.074	347.375
Outboard motorboats, including commercial and military (except sailboats and lifeboats).....	14	3201		393.590	395.337	395.774	396.966	397.459
Outboard motorboats, wood or metal, incl. comm. and military (exc. sailboats and lifeboats).....	14	320107	06/11	172.388	172.717	173.046	173.383	173.720
Outboard motorboats, plastics/fiberglass, incl. comm. and mil. (exc. sailboats and lifeboats).....	14	320108	06/11	164.734	165.840	165.904	166.562	166.705
Inboard motorboats, including commercial and military (except sailboats and lifeboats).....	14	3202		343.628	346.250	348.289	350.195	347.564
Inboard cabin cruisers, including commercial and military (except sailboats and lifeboats).....	14	320206	12/03	173.955	173.955	175.625	177.738	177.738
Other inboard motorboats, including commercial and military (except sailboats and lifeboats).....	14	320207	06/11	151.079	153.202	153.633	153.633	149.649
Inboard-outdrive boats, including commercial and military (except sailboats and lifeboats).....	14	3203		282.969	282.969	282.969	282.969	282.969
All other inboard-outdrive boats, incl. comm. and military (except sailboats and lifeboats).....	14	320310	12/03	162.012	162.012	162.012	162.012	162.012
All other boats (excluding military and commercial).....	14	3204		268.537	268.537	268.537	268.537	286.537
All other boats (excluding military and commercial).....	14	320406	12/03	152.108	152.108	152.108	152.108	162.304
Railroad equipment.....	14	4		212.338	212.425	212.669	212.751	212.851
Railroad cars and locomotives.....	14	44	05/22	100.054	100.054	100.054	100.054	100.054
Railroad cars and locomotives.....	14	4401	05/22	100.054	100.054	100.054	100.054	100.054
Railroad cars.....	14	440102	12/01	167.624	167.624	167.624	167.624	167.624
Railway maintenance of way equipment and parts.....	14	45	05/22	103.633	103.876	104.559	104.786	104.955
Railway maintenance of way equipment and parts.....	14	4501		207.907	208.396	209.766	210.221	210.560
Air brake and other brake equipment.....	14	450101	12/03	104.746	104.719	104.719	104.719	105.610
Railway maintenance of way & all other railroad and streetcar equipment, parts and accessories.....	14	450102	12/03	156.825	157.246	158.410	158.797	158.572
Transportation equipment, n.e.c.....	14	9	06/85	201.958	202.271	202.318	201.965	206.369
Transportation equipment, n.e.c.....	14	91	06/85	201.958	202.271	202.318	201.965	206.369
Other transportation equipment, incl. golf carts, vehicle trailers, and all-terrain vehicles.....	14	9111	06/85	201.958	202.271	202.318	201.965	206.369
Automobile and light truck trailers.....	14	911104	12/92	271.554	271.554	271.554	270.022	270.016
All other miscellaneous transportation equipment, including all-terrain vehicles.....	14	911105	06/85	155.618	156.012	156.042	156.062	162.371
All-terrain vehicles and parts.....	14	9111051	06/08	110.043	110.146	110.177	110.086	117.469
All other miscellaneous transportation equipment and parts.....	14	9111052	06/08	118.457	119.198	119.198	119.479	122.789
Miscellaneous products.....	15	—		325.625	326.006	328.907	329.607	333.601
Toys, sporting goods, small arms, etc.....	15	1		200.121	200.464	203.397	205.872	207.755
Toys, games, and children's vehicles.....	15	11		176.566	178.666	178.661	178.661	179.204
Toys, games, and children's vehicles.....	15	1101		176.566	178.666	178.661	178.661	179.204
Nonelectronic games and puzzles (excl. toys), and electronic toys (incl. parts).....	15	110152	06/85	148.512	148.512	148.512	148.512	148.512

See footnotes at end of table.

Table 9. Producer price indexes for commodity and service groupings and individual items, not seasonally adjusted — Continued
 [January 2023, Index base 1982=100, unless otherwise indicated]

Title	Commodity code		Other index base	Unadjusted index ¹				
	Group code	Item code		Sept. 2022	Oct. 2022 ^P	Nov. 2022 ^P	Dec. 2022 ^P	Jan. 2023 ^P
Nonelectronic games and puzzles, including parts.....	15	1101521	12/07	118.500	118.500	118.500	118.500	118.500
Other nonelectronic toys, including parts.....	15	110154	06/85	192.588	200.660	200.660	200.660	200.660
Models, science & craft kits/supply, & collectors' miniatures.....	15	110155	06/85	271.988	272.723	272.670	272.670	274.150
Sporting and athletic goods.....	15	12		190.787	191.083	195.803	199.840	201.293
Sporting and athletic goods.....	15	1201		190.787	191.083	195.803	199.840	201.293
Golf equipment, excluding apparel and shoes.....	15	120127	12/85	143.806	143.981	151.875	160.039	160.731
Bicycles, adult tricycles, unicycles and parts.....	15	120182	12/84	168.325	168.325	169.998	170.713	170.713
Playground equipment.....	15	120185	12/98	343.332	347.826	358.074	358.074	365.963
Gymnasium and exercise equipment.....	15	120192	12/98	152.156	152.108	152.108	152.108	152.077
Other sporting and athletic goods.....	15	120193	12/85	171.743	171.743	172.613	172.613	174.726
Small arms and ammunition.....	15	13		311.989	311.989	312.165	312.165	316.394
Small arms.....	15	1301		255.705	255.705	255.912	255.912	256.574
Single barrel shotguns, other small firearms n.e.c., and parts & attachments for small arms.....	15	130128	06/13	106.027	106.027	106.027	106.027	106.563
Small arms ammunition.....	15	1302		416.816	416.816	416.816	416.816	430.663
Small arms cartridges and shells.....	15	130281	06/02	289.284	289.284	289.284	289.284	—
Tobacco products, incl. stemmed & redried.....	15	2		1,158.746	1,158.964	1,179.949	1,180.004	1,198.096
Cigarettes, excluding electronic.....	15	21		1,456.399	1,456.399	1,484.757	1,484.757	1,510.574
Cigarettes, excluding electronic.....	15	2101		1,456.399	1,456.399	1,484.757	1,484.757	1,510.574
Cigarettes, excluding electronic.....	15	210105	12/04	279.899	279.899	285.349	285.349	290.310
Stemmed and redried tobacco.....	15	24	06/84	105.487	106.512	108.205	108.205	109.907
Stemmed and redried tobacco.....	15	2402	06/84	104.098	105.110	106.781	106.781	108.460
Stemmed and redried tobacco.....	15	240208	06/99	114.146	115.256	117.087	117.087	118.929
Tobacco, unstemmed leaf, redried before packing.....	15	2402081	12/11	106.106	106.295	109.560	109.560	110.064
Tobacco, stemmed.....	15	2402084	12/11	99.846	101.681	101.681	101.681	—
Other tobacco products.....	15	25	12/05	206.162	206.162	208.307	208.377	208.803
Other tobacco products.....	15	2501	12/05	206.162	206.162	208.307	208.377	208.803
Other tobacco products.....	15	250101	12/05	206.162	206.162	208.307	208.377	208.803
Cigars.....	15	2501011	12/11	124.280	124.280	124.280	124.280	124.284
Chewing and smoking tobacco.....	15	2501014	12/11	180.665	180.665	182.971	183.046	183.527
Notions.....	15	3		256.408	256.408	256.408	257.102	257.167
Fasteners, zippers, buttons, needles, pins, and buckles.....	15	32		262.439	262.439	262.439	263.149	263.215
Fasteners, zippers, buttons, needles, pins, and buckles.....	15	3201		262.439	262.439	262.439	263.149	263.215
Fasteners, zippers, buttons, needles, pins, and buckles (except precious metal).....	15	320100		262.439	262.439	262.439	263.149	263.215
Photographic equipment and supplies.....	15	4		163.575	157.157	160.919	159.455	165.497
Photographic and photocopying equipment.....	15	41		98.872	98.872	—	—	—
Photographic and photocopying equipment.....	15	4107	12/83	121.083	121.083	—	—	—
Photographic and photocopying equipment.....	15	410701	12/83	121.083	121.083	—	—	—
Photographic supplies.....	15	42		192.329	182.417	188.227	185.965	195.104
Photographic supplies.....	15	4206	12/83	188.902	179.166	184.873	182.651	191.627
Photographic supplies.....	15	420601	12/83	188.902	179.166	184.873	182.651	191.627
Prepared photographic chemicals.....	15	4206011	12/07	103.784	103.633	103.670	103.670	103.670
Photographic sensitized film, plates, paper, & cloth.....	15	4206012	12/07	175.708	164.068	170.616	168.244	179.959
Photographic sensitized film, plates, paper, & cloth, silver-halide-type (excl X-ray).....	15	42060121	12/07	177.477	—	167.925	163.193	176.916
Photographic sensitized film, plates, paper & cloth, other than silver-halide-type (incl X-ray).....	15	42060122	12/07	162.696	163.416	163.293	163.913	163.913
Mobile homes.....	15	5		498.490	494.732	493.024	492.839	486.469
Manufactured homes (mobile homes), all sizes (incl. multisection).....	15	53		511.318	507.463	505.712	505.522	498.988
Manufactured mobile homes and nonresidential mobile buildings.....	15	5303	12/86	478.973	475.362	473.721	473.543	467.423
Manufactured homes (mobile homes), all width sizes (incl. multisection).....	15	530301	12/86	478.973	475.362	473.721	473.543	467.423
Medical, surgical & personal aid devices.....	15	6		195.096	195.704	195.746	196.275	198.855
Surgical and medical instruments.....	15	62	06/82	148.038	148.583	148.691	148.848	151.537
Surgical and medical instruments.....	15	6201	06/82	148.038	148.583	148.691	148.848	151.537
Surgical and medical instruments.....	15	620103	06/05	109.645	110.048	110.128	110.245	112.237
Surgical and medical catheters.....	15	6201031	12/11	92.924	92.924	92.924	92.924	92.924
Orthopedic and surgical instruments.....	15	6201033	06/12	114.101	114.120	114.251	114.373	114.819
Other surgical and medical apparatus and instruments, excluding parts.....	15	6201037	06/12	101.984	101.755	101.507	101.799	106.838
Parts for surgical and medical apparatus and instruments.....	15	6201038	06/12	110.010	111.835	111.835	111.835	112.358
Medical and surgical appliances and supplies.....	15	63	06/83	225.728	226.385	226.826	227.046	229.229
Medical and surgical appliances and supplies.....	15	6301	06/83	225.728	226.385	226.826	227.046	229.229
Medical and surgical appliances and supplies.....	15	630104	12/03	124.797	125.160	125.404	125.525	126.732

See footnotes at end of table.

Table 9. Producer price indexes for commodity and service groupings and individual items, not seasonally adjusted — Continued
 [January 2023, Index base 1982=100, unless otherwise indicated]

Title	Commodity code		Other index base	Unadjusted index ¹				
	Group code	Item code		Sept. 2022	Oct. 2022 ^P	Nov. 2022 ^P	Dec. 2022 ^P	Jan. 2023 ^P
Other orthopedic and prosthetic appliances.....	15	6301042	12/11	99.106	99.106	99.106	99.106	99.792
All other surgical and medical items.....	15	6301044	12/11	119.922	120.363	120.660	120.807	122.655
Ophthalmic goods.....	15	64	12/83	165.254	165.254	165.254	166.449	167.790
Ophthalmic goods.....	15	6401	12/83	165.254	165.254	165.254	166.449	167.790
Dental equipment and supplies.....	15	65	06/85	402.127	403.683	399.298	405.897	—
Dental equipment and supplies.....	15	6501	06/85	402.127	403.683	399.298	405.897	—
Dental equipment and supplies.....	15	650107	12/05	205.626	206.421	204.179	207.553	—
Professional dental equipment and supplies.....	15	6501071	12/07	149.416	149.416	149.416	151.886	—
Professional dental equipment.....	15	65010711	12/07	153.463	153.463	153.463	159.162	—
Professional dental supplies.....	15	65010712	12/07	144.236	144.236	144.236	144.236	—
Other industrial safety equipment.....	15	7		313.404	324.988	324.988	324.988	325.738
Personal safety equipment and clothing.....	15	71		313.404	324.987	324.987	324.987	325.738
Personal safety equipment and clothing.....	15	7108	06/04	146.796	152.221	152.221	152.221	152.573
Personal safety equipment and clothing.....	15	710802	06/04	146.796	152.221	152.221	152.221	152.573
Other miscellaneous products.....	15	9		242.661	243.785	245.736	246.252	248.274
Burial caskets.....	15	91		466.957	475.607	491.374	491.374	508.286
Burial caskets.....	15	9101		466.957	475.607	491.374	491.374	508.286
Burial caskets.....	15	910109	12/04	213.993	217.957	225.182	225.182	232.933
Metal burial caskets & coffins, completely lined & trimmed, adult sizes.....	15	9101091	12/11	148.100	153.000	159.133	159.133	159.133
Other burial caskets & coffins, including burial boxes and vaults (except concrete and stone).....	15	9101095	12/11	150.136	—	—	—	—
Musical instruments.....	15	93		281.895	286.036	287.760	284.856	284.856
Musical instruments.....	15	9301		281.895	286.036	287.760	284.856	284.856
Nonelectronic pianos, organs, and nonelectronic piano and organ parts, excluding benches.....	15	930113	12/09	163.881	163.881	163.881	163.881	—
Other musical instruments and parts.....	15	930117	06/85	262.445	266.918	268.780	265.643	265.643
Other nonelectronic musical instruments.....	15	9301172	12/09	137.236	137.236	137.236	137.236	137.236
Other musical instrument parts & accessories, sold separately, excl. benches & instrument cases.....	15	9301173	12/09	136.179	137.189	137.189	137.189	137.189
Jewelry and jewelry products.....	15	94		251.046	250.316	256.608	258.801	263.760
Jewelry (gold and platinum) and silverware.....	15	9402		274.587	273.308	283.503	285.639	290.913
Jewelry, gold and platinum.....	15	940222	12/11	116.269	115.727	120.044	120.948	123.182
Costume jewelry and novelties.....	15	9404		224.311	224.311	224.311	224.311	234.718
Costume jewelry and novelties.....	15	940415	12/03	154.262	154.262	154.262	154.262	161.418
All other jewelry and personal goods (excluding costume).....	15	9407	06/07	151.221	150.985	154.409	155.415	155.838
All other jewelry and personal goods (excluding costume).....	15	940714	06/07	151.221	150.985	154.409	155.415	155.838
Jewelers' material and lapidary work.....	15	9408	12/08	161.586	161.586	161.924	165.675	166.230
Pens, pencils, and marking devices.....	15	95		218.147	218.147	218.516	218.516	219.028
Pens, markers, mechanical pencils, and associated parts.....	15	9502	12/85	206.442	206.442	206.442	206.442	206.442
Pens, markers, mechanical pencils, and associated parts.....	15	950210	12/85	206.442	206.442	206.442	206.442	206.442
Lead pencils, art goods, office supplies and small office equipment, excluding paper.....	15	9503	12/85	208.620	208.620	209.341	209.341	209.341
Lead pencils, art goods, office supplies and small office equipment, excluding paper.....	15	950307	12/85	208.620	208.620	209.341	209.341	209.341
Marking devices.....	15	9504	12/85	187.282	187.282	187.282	187.282	189.563
Marking devices.....	15	950406	12/05	131.311	131.311	131.311	131.311	132.910
Brooms and brushes.....	15	97		220.744	220.758	223.102	223.102	224.648
Brooms, brushes and mops.....	15	9705	12/85	211.324	211.338	213.582	213.582	215.062
Brooms, mops, and dusters.....	15	970501	12/85	240.736	240.792	248.233	248.233	249.300
Brooms.....	15	9705011	12/11	132.036	132.094	136.349	136.349	137.617
Mops and dusters, including refills.....	15	9705012	12/11	125.742	125.742	129.448	129.448	129.448
Paint and varnish brushes and rollers.....	15	970502	12/85	180.790	180.790	180.790	180.790	184.103
Paint and varnish brushes.....	15	9705021	12/11	118.097	118.097	118.097	118.097	122.589
Paint holders, pads, roller frames, and rollers.....	15	9705022	12/11	110.448	110.448	110.448	110.448	110.592
Other brushes, excl. paint and varnish brushes.....	15	970503	12/85	220.720	220.720	221.401	221.401	222.600
Personal brushes.....	15	9705031	12/11	104.179	104.179	104.179	104.179	104.179
Brushes, other than personal.....	15	9705032	12/11	136.891	136.891	137.806	137.806	139.035
Miscellaneous products, n.e.c.....	15	9A	12/85	245.860	247.551	248.486	249.008	250.437
Candles.....	15	9A01	12/85	202.754	202.754	202.754	202.754	202.754
Candles.....	15	9A0101	12/85	202.754	202.754	202.754	202.754	202.754
Signs and advertising displays.....	15	9A04	12/85	223.698	224.711	224.725	225.929	228.086
Non-electric signs and displays.....	15	9A0402	12/85	265.097	267.153	267.181	269.626	274.139
Electric signs and displays.....	15	9A0404	12/85	195.712	195.712	195.712	—	—
All other miscellaneous fabricated products and recyclable materials.....	15	9A09	12/85	295.440	298.580	301.053	300.819	301.032
Other miscellaneous fabricated products.....	15	9A0901	12/85	296.680	296.680	296.680	296.680	296.918

See footnotes at end of table.

Table 9. Producer price indexes for commodity and service groupings and individual items, not seasonally adjusted — Continued
 [January 2023, Index base 1982=100, unless otherwise indicated]

Title	Commodity code		Other index base	Unadjusted index ¹				
	Group code	Item code		Sept. 2022	Oct. 2022 ^P	Nov. 2022 ^P	Dec. 2022 ^P	Jan. 2023 ^P
Reproduction of audio and video media and software.....	15	9D	12/03	125.613	125.684	125.788	125.763	127.246
Reproduction of audio and video media and software.....	15	9D01	12/03	125.613	125.684	125.788	125.763	127.246
Services²								
Transportation services.....	30	—	06/09	163.358	164.574	163.561	162.993	164.657
Transportation of freight and mail.....	30	1	06/09	170.139	169.258	170.171	168.352	169.597
Rail transportation of freight and mail.....	30	11	12/08	150.731	149.887	150.855	150.764	151.606
Rail transportation of freight and mail.....	30	1101	12/08	150.731	149.887	150.855	150.764	151.606
Rail transportation of freight and mail.....	30	110101	12/08	150.731	149.887	150.855	150.764	151.606
Truck transportation of freight.....	30	12	06/09	167.115	165.578	166.913	164.341	162.335
Local motor carrying.....	30	1201	06/09	146.181	146.825	147.138	141.140	141.348
Local motor carrying.....	30	120101	06/09	146.181	146.825	147.138	141.140	141.348
Long-distance motor carrying.....	30	1202	06/09	174.993	172.601	174.335	173.118	170.235
Long-distance motor carrying.....	30	120201	06/09	174.993	172.601	174.335	173.118	170.235
Water transportation of freight.....	30	13	06/09	169.074	169.881	169.534	169.072	170.774
Deep sea water transportation of freight.....	30	1301	12/08	180.363	181.176	178.705	177.697	177.927
Deep sea water transportation of freight.....	30	130101	12/08	180.363	181.176	178.705	177.697	177.927
Coastal and intercoastal water transportation of freight.....	30	1302	12/08	130.106	130.570	132.833	133.174	135.126
Coastal and intercoastal water transportation of freight.....	30	130201	12/08	130.106	130.570	132.833	133.174	135.126
Great Lakes-St Lawrence Seaway water transportation of freight.....	30	1303	12/08	152.884	153.076	155.836	152.909	150.183
Great lakes-St Lawrence Seaway water transportation of freight.....	30	130301	12/08	152.884	153.076	155.836	152.909	150.183
Inland waterways transportation of freight.....	30	1304	12/08	103.980	104.755	105.770	106.137	109.313
Inland waterways transportation of freight.....	30	130401	12/08	103.980	104.755	105.770	106.137	109.313
Air transportation of freight.....	30	14	12/08	129.491	126.069	122.911	122.525	123.273
Air transportation of freight.....	30	1401	12/08	129.491	126.069	122.911	122.525	123.273
Air transportation of freight, domestic.....	30	140102	01/16	115.197	115.225	115.013	114.183	114.584
Air transportation of freight, international.....	30	140103	01/16	108.424	104.200	100.407	100.299	101.343
Courier, messenger, and U.S. postal services.....	30	16	06/09	176.171	176.459	177.128	175.943	184.787
U.S. Postal Service.....	30	1601	06/89	268.005	270.390	270.390	270.390	281.250
Mailing services (market dominant services).....	30	160107	12/12	133.333	133.510	133.510	133.510	139.460
First class mail.....	30	1601071	06/89	238.569	239.129	239.129	239.129	248.819
Periodicals mail.....	30	1601072	06/89	319.001	319.001	319.001	319.001	330.638
Standard class mail.....	30	1601073	06/89	301.872	301.872	301.872	301.872	317.670
Package services mail.....	30	1601074	06/89	303.045	303.045	303.045	303.045	314.194
Special services and fees.....	30	1601075	06/89	319.306	319.306	319.306	319.306	333.232
Shipping services (competitive services).....	30	160108	12/12	160.580	166.855	166.855	166.855	171.832
Courier and messenger services, except air.....	30	1602	04/09	196.068	195.559	196.541	196.031	204.642
Courier and messenger services, except air.....	30	160201	04/09	196.068	195.559	196.541	196.031	204.642
Air mail and package delivery services, excluding by USPS.....	30	1603	04/09	231.531	230.106	232.441	225.055	241.907
Air mail and package delivery services, excluding by USPS.....	30	160301	04/09	231.531	230.106	232.441	225.055	241.907
Pipeline transportation.....	30	17	05/22	106.155	106.083	106.079	104.719	105.073
Pipeline transportation of petroleum products.....	30	1701	12/08	182.567	182.931	182.950	182.950	183.370
Pipeline transportation of crude petroleum.....	30	170101	12/08	199.397	200.086	199.896	199.896	199.974
Pipeline transportation of refined petroleum products.....	30	170102	12/08	164.634	164.705	164.907	164.907	165.646
Pipeline transportation of natural gas.....	30	1702	05/22	105.137	104.901	104.889	102.750	103.181
Pipeline transportation of natural gas.....	30	170201	05/22	105.137	104.901	104.889	102.750	103.181
Transportation of passengers (partial).....	30	2	06/09	139.590	148.139	140.390	144.198	147.447
Rail transportation of passengers.....	30	21	12/08	133.552	133.552	133.552	133.552	133.552
Rail transportation of passengers.....	30	2101	12/08	133.552	133.552	133.552	133.552	133.552
Rail transportation of passengers.....	30	210101	12/08	133.552	133.552	133.552	133.552	133.552
Airline passenger services.....	30	22	12/08	128.670	136.668	129.418	132.980	136.011
Airline passenger services.....	30	2201	12/08	128.670	136.668	129.418	132.980	136.011
Airline passenger services, domestic.....	30	220101	12/08	132.317	141.048	132.722	136.000	136.382
Airline passenger services, international.....	30	220102	12/08	115.762	121.299	117.628	122.095	131.254
Services related to transportation activities.....	31	—	06/09	139.078	143.049	134.367	134.547	131.626
Services related to water transportation.....	31	1	06/09	134.858	135.832	136.370	136.453	137.980
Towing, tugging, docking, and related services.....	31	11	03/09	137.405	138.305	138.663	139.017	143.051
Towing, tugging, docking and related services.....	31	1101	03/09	137.405	138.305	138.663	139.017	143.051
Towing, tugging, docking and related services.....	31	110101	03/09	137.405	138.305	138.663	139.017	143.051
Operation of port waterfront terminals.....	31	12	12/08	155.979	158.361	160.955	160.812	161.557
Operation of port waterfront terminals.....	31	1201	12/08	155.979	158.361	160.955	160.812	161.557
Operation of port waterfront terminals.....	31	120101	12/08	155.979	158.361	160.955	160.812	161.557
Marine cargo handling.....	31	13	12/08	129.059	129.644	129.643	129.610	129.610
Marine cargo handling.....	31	1301	12/08	129.059	129.644	129.643	129.610	129.610

See footnotes at end of table.

Table 9. Producer price indexes for commodity and service groupings and individual items, not seasonally adjusted — Continued
 [January 2023, Index base 1982=100, unless otherwise indicated]

Title	Commodity code		Other index base	Unadjusted index ¹				
	Group code	Item code		Sept. 2022	Oct. 2022 ^P	Nov. 2022 ^P	Dec. 2022 ^P	Jan. 2023 ^P
Marine cargo handling.....	31	130101	12/08	129.059	129.644	129.643	129.610	129.610
Services related to air transportation.....	31	2	04/09	131.045	132.321	131.361	129.083	130.068
Other airport operations, excluding aircraft maintenance and repair.....	31	21	04/09	131.045	132.321	131.361	129.083	130.068
Other airport operations, excluding aircraft maintenance and repair.....	31	2101	04/09	131.045	132.321	131.361	129.083	130.068
Other airport operations, excluding aircraft maintenance and repair.....	31	210101	04/09	131.045	132.321	131.361	129.083	130.068
Other services related to transportation activities (partial).....	31	3	06/09	143.883	149.997	134.961	136.207	130.473
Arrangement of freight and cargo.....	31	31	12/08	158.326	169.716	145.356	147.686	137.526
Arrangement of freight and cargo.....	31	3101	12/08	158.326	169.716	145.356	147.686	137.526
Arrangement of freight and cargo.....	31	310101	12/08	158.326	169.716	145.356	147.686	137.526
Freight forwarding.....	31	32	12/08	113.956	114.002	110.133	110.133	110.133
Freight forwarding.....	31	3201	12/08	113.956	114.002	110.133	110.133	110.133
Freight forwarding.....	31	320101	12/08	113.956	114.002	110.133	110.133	110.133
Warehousing, storage, and related services.....	32	—	12/08	132.229	132.240	131.801	138.567	140.891
Warehousing, storage, and related services.....	32	1	12/08	132.229	132.240	131.801	138.567	140.891
Warehousing, storage, and related services.....	32	11	12/08	132.229	132.240	131.801	138.567	140.891
Warehousing, storage, and related services.....	32	1101	12/08	132.229	132.240	131.801	138.567	140.891
Warehousing, storage, and related services.....	32	110101	12/08	132.229	132.240	131.801	138.567	140.891
Publishing sales, excluding software.....	33	—	06/09	138.336	138.987	137.261	137.890	139.006
Book, periodical, and newspaper publishing sales and subscriptions.....	33	1	06/09	148.110	149.143	145.953	147.474	148.002
Sales of books.....	33	11		445.851	451.520	448.134	454.221	457.511
Sales of textbooks.....	33	1101		738.323	770.644	747.602	783.347	789.239
Sales of textbooks.....	33	110101	06/88	471.530	492.171	477.456	500.284	504.047
Sales of technical, scientific, and professional books.....	33	1102		723.207	721.823	721.040	718.541	720.917
Sales of technical, scientific, and professional books.....	33	110201	06/88	564.842	563.761	563.150	561.198	563.053
Sales of religious books.....	33	1103		218.486	228.746	220.224	219.361	220.954
Sales of religious books.....	33	110301	06/88	165.822	173.608	167.140	166.486	167.695
Sales of general adult and juvenile books.....	33	1104		205.826	205.297	206.500	205.729	208.649
Sales of general adult and juvenile books.....	33	110402		205.826	205.297	206.500	205.729	208.649
Sales of general adult books.....	33	1104021	12/22	—	—	—	100.000	101.552
Sales of juvenile books.....	33	1104022	12/22	—	—	—	100.000	101.236
Sales of general reference books.....	33	1105		179.413	182.962	175.897	177.776	178.247
Sales of general reference books.....	33	110501	06/88	152.734	155.755	149.741	151.340	151.742
Sales and subscriptions of periodicals and newspapers.....	33	12	06/09	153.128	153.152	147.323	148.279	148.351
Sales and subscriptions of periodicals.....	33	1201	06/07	119.779	119.779	110.400	110.400	110.526
Sales and subscriptions of periodicals.....	33	120101	06/07	119.779	119.779	110.400	110.400	110.526
Newspaper subscription and single copy sales.....	33	1202		588.904	589.070	585.927	592.597	592.609
Newspaper subscription and single copy sales.....	33	120205		588.904	589.070	585.927	592.597	592.609
Newspaper subscriptions, print and online bundled.....	33	1202051	09/15	194.352	194.912	195.465	195.655	195.701
Newspaper subscriptions, print only.....	33	1202052	09/15	177.072	177.072	175.970	178.175	178.175
Greeting card publishing sales.....	33	3	12/85	239.864	239.360	239.613	239.782	239.981
Greeting card publishing sales.....	33	31	12/85	239.864	239.360	239.613	239.782	239.981
Greeting card publishing sales.....	33	3101	12/85	239.864	239.360	239.613	239.782	239.981
Greeting card publishing sales.....	33	310101	12/85	239.864	239.360	239.613	239.782	239.981
Calendars, yearbooks, and other miscellaneous publishing sales.....	33	4	12/89	208.656	208.624	208.773	208.921	219.093
Calendars, yearbooks, and other miscellaneous publishing sales.....	33	41	12/89	208.656	208.624	208.773	208.921	219.093
Calendars, yearbooks, and other miscellaneous publishing sales.....	33	4101	12/89	208.656	208.624	208.773	208.921	219.093
Calendars, yearbooks, and other miscellaneous publishing sales.....	33	410101	12/89	208.656	208.624	208.773	208.921	219.093
Directory, mailing list, and related compilations publishing sales.....	33	6	12/22	—	—	—	100.000	101.361
Directory, mailing list, and related compilations publishing sales.....	33	61	12/22	—	—	—	100.000	101.361
Directory, mailing list, and related compilations publishing sales.....	33	6101	12/22	—	—	—	100.000	101.361
Directory, mailing list, and related compilations publishing sales.....	33	610101	12/22	—	—	—	100.000	101.361
Software publishing.....	34	—	06/09	95.675	95.142	92.956	93.449	94.843
System software publishing.....	34	1	05/22	100.129	99.591	98.533	99.015	100.966
System software publishing.....	34	11	05/22	100.129	99.591	98.533	99.015	100.966
System software publishing.....	34	1101	05/22	100.129	99.591	98.533	99.015	100.966
System software publishing.....	34	110101	05/22	100.129	99.591	98.533	99.015	100.966
Application software publishing.....	34	2	06/09	107.151	106.544	103.490	104.060	105.087
Application software publishing.....	34	21	06/09	107.151	106.544	103.490	104.060	105.087
Desktop and portable device application software publishing.....	34	2101	12/08	106.971	104.330	102.361	103.143	106.329
Desktop and portable device application software publishing.....	34	210101	12/08	106.971	104.330	102.361	103.143	106.329

See footnotes at end of table.

Table 9. Producer price indexes for commodity and service groupings and individual items, not seasonally adjusted — Continued
 [January 2023, Index base 1982=100, unless otherwise indicated]

Title	Commodity code		Other index base	Unadjusted index ¹				
	Group code	Item code		Sept. 2022	Oct. 2022 ^P	Nov. 2022 ^P	Dec. 2022 ^P	Jan. 2023 ^P
Application software publishing, cross-industry, vertical market, utilities, and other.....	34	2103	12/08	116.078	117.000	112.632	112.960	113.309
Application software publishing, cross-industry, vertical market, utilities, and other.....	34	210301	12/08	116.078	117.000	112.632	112.960	113.309
Application software publishing, game software.....	34	2104	12/13	85.367	86.267	83.985	84.793	83.672
Application software publishing, game software.....	34	210401	12/13	85.367	86.267	83.985	84.793	83.672
Network compensation from broadcast and cable television and radio.....	35	—	06/09	158.373	158.373	158.373	158.373	158.716
Affiliate agreements, programming sales, and retransmission fees for cable and broadcast tv.....	35	1	06/09	158.477	158.477	158.477	158.477	158.930
Affiliate agreements, programming sales, and retransmission fees for cable and broadcast tv.....	35	11	06/09	158.477	158.477	158.477	158.477	158.930
Affiliate agreements, programming sales, and retransmission fees for cable and broadcast tv.....	35	1101	12/08	161.417	161.417	161.417	161.417	161.878
Affiliate agreements, programming sales, and retransmission fees for cable and broadcast tv.....	35	110101	12/08	161.417	161.417	161.417	161.417	161.878
Affiliate agreements, programming sales, and retransmission fees for radio.....	35	2	06/09	159.746	159.746	159.746	159.746	159.746
Affiliate agreements, programming sales, and retransmission fees for radio.....	35	21	06/09	159.746	159.746	159.746	159.746	159.746
Affiliate agreements, programming sales, and network compensation for radio.....	35	2101	12/08	159.477	159.477	159.477	159.477	159.477
Affiliate agreements, programming sales, and network compensation for radio.....	35	210101	12/08	159.477	159.477	159.477	159.477	159.477
Advertising space and time sales.....	36	—	06/09	97.198	101.263	103.601	99.046	96.779
Advertising space sales in periodicals, newspapers, directories, and mailing lists.....	36	1	06/09	100.038	100.586	100.248	101.219	102.153
Advertising space sales in periodicals and newspapers.....	36	11	06/09	99.788	100.450	100.042	101.214	101.437
Advertising space sales in periodicals.....	36	1101	06/09	443.262	443.262	443.262	443.262	456.396
Advertising space sales in specialized, business, and professional periodicals, print only.....	36	110101	06/99	157.813	157.813	157.813	157.813	—
Advertising space sales in general and consumer periodicals, print only.....	36	110102	06/99	179.732	179.732	179.732	179.732	—
Advertising space sales in newspapers.....	36	1102	06/09	357.289	361.781	359.013	366.958	356.142
Advertising space sales in newspapers, print only.....	36	110203	09/15	85.167	86.471	85.667	87.974	85.381
Advertising space sales in directories and mailing lists.....	36	12	12/08	105.100	105.100	105.100	105.108	110.692
Print advertising space sales in directories and mailing lists.....	36	1201	12/08	105.100	105.100	105.100	105.108	110.692
Print advertising space sales in directories and mailing lists.....	36	120101	12/08	105.100	105.100	105.100	105.108	110.692
Television advertising time sales.....	36	2	06/09	96.756	106.166	111.552	99.969	94.693
Television advertising time sales.....	36	21	06/09	96.756	106.166	111.552	99.969	94.693
Broadcast and network television advertising time sales.....	36	2101	12/08	92.665	105.029	106.888	88.824	82.100
Broadcast and network television advertising time sales.....	36	210101	12/08	92.665	105.029	106.888	88.824	82.100
Cable network advertising time sales.....	36	2102	12/08	84.280	87.999	99.345	99.795	96.052
Cable network advertising time sales.....	36	210201	12/08	84.280	87.999	99.345	99.795	96.052
Local cable system advertising time sales.....	36	2103	12/08	81.550	81.550	81.550	81.550	81.550
Local cable system advertising time sales.....	36	210301	12/08	81.550	81.550	81.550	81.550	81.550
Radio advertising time sales.....	36	3	03/09	103.403	101.881	104.552	99.778	87.358
Radio advertising time sales.....	36	31	03/09	103.403	101.881	104.552	99.778	87.358
Radio advertising time sales.....	36	3101	03/09	103.403	101.881	104.552	99.778	87.358
Radio advertising time sales.....	36	310101	03/09	103.403	101.881	104.552	99.778	87.358
Internet advertising sales.....	36	6	12/22	—	—	—	100.000	99.810
Internet advertising sales.....	36	61	12/22	—	—	—	100.000	99.810
Internet advertising sales.....	36	6101	12/22	—	—	—	100.000	99.810
Internet advertising sales.....	36	610101	12/22	—	—	—	100.000	99.810
Telecommunication, cable, and internet user services.....	37	—	06/09	109.039	109.453	109.330	109.550	111.125
Wired telephone services.....	37	1	06/09	119.513	119.596	119.697	119.817	119.698
Residential wired telephone services.....	37	11	06/09	151.542	152.235	152.406	152.337	152.396
Local residential wired telephone service.....	37	1101	12/08	153.333	154.002	153.996	153.989	153.984
Local residential wired telephone service.....	37	110101	12/08	153.333	154.002	153.996	153.989	153.984
Long distance residential wired telephone service.....	37	1102	03/09	149.690	150.466	150.919	150.695	150.845
Long distance residential wired telephone service.....	37	110201	03/09	149.690	150.466	150.919	150.695	150.845
All-distance residential wired telephone service.....	37	1103	12/11	140.649	141.117	141.214	141.421	141.780
All-distance residential wired telephone service.....	37	110301	12/11	140.649	141.117	141.214	141.421	141.780
Business wired telephone services.....	37	12	06/09	101.477	101.343	101.435	101.644	101.420
Local business wired telephone service.....	37	1201	12/08	129.305	128.535	128.272	128.451	126.444
Local business wired telephone service.....	37	120101	12/08	129.305	128.535	128.272	128.451	126.444
Long distance business wired telephone and other toll service.....	37	1202	04/09	96.661	98.609	99.660	100.642	101.441

See footnotes at end of table.

Table 9. Producer price indexes for commodity and service groupings and individual items, not seasonally adjusted — Continued
 [January 2023, Index base 1982=100, unless otherwise indicated]

Title	Commodity code		Other index base	Unadjusted index ¹				
	Group code	Item code		Sept. 2022	Oct. 2022 ^P	Nov. 2022 ^P	Dec. 2022 ^P	Jan. 2023 ^P
Long distance business wired telephone and other toll service.....	37	120201	04/09	103.720	105.810	106.938	107.992	108.849
Private line wired telephone service.....	37	1204	12/11	93.647	93.456	93.545	93.687	93.615
Private line wired telephone service.....	37	120401	12/11	93.647	93.456	93.545	93.687	93.615
All-distance business wired telephone service (partial).....	37	1205	05/22	99.708	99.540	99.885	99.382	99.813
All-distance business wired telephone service.....	37	120501	05/22	99.708	99.540	99.885	99.382	99.813
Other telephone services.....	37	13	12/08	102.994	102.994	102.994	102.994	102.994
Other wired telephone services.....	37	1301	12/08	102.994	102.994	102.994	102.994	102.994
Other wired telephone services.....	37	130104	12/08	102.329	102.329	102.329	102.329	102.329
Wireless telecommunication services.....	37	2	06/09	66.181	66.181	65.924	65.933	65.920
Cellular phone and other wireless telecommunication services.....	37	21	03/09	64.655	64.655	64.404	64.412	64.399
Cellular phone and other wireless telecommunication services.....	37	2101	03/09	64.655	64.655	64.404	64.412	64.399
Cellular phone and other wireless telecommunication services.....	37	210101	03/09	64.655	64.655	64.404	64.412	64.399
Cable and satellite subscriber services.....	37	3	12/08	153.486	154.082	154.889	157.007	158.856
Cable and satellite subscriber services.....	37	31	12/08	153.486	154.082	154.889	157.007	158.856
Cable and satellite subscriber services.....	37	3101	12/08	153.486	154.082	154.889	157.007	158.856
Cable and satellite subscriber services.....	37	310101	12/08	153.486	154.082	154.889	157.007	158.856
Internet access services.....	37	4	03/09	90.924	90.836	90.333	90.111	90.663
Internet access services.....	37	41	03/09	90.924	90.836	90.333	90.111	90.663
Residential Internet access services.....	37	4102	12/11	88.227	87.985	88.327	88.307	88.850
Residential Internet access services.....	37	410201	12/11	88.227	87.985	88.327	88.307	88.850
Business Internet access services.....	37	4103	12/11	97.972	98.037	96.647	96.207	96.792
Business Internet access services.....	37	410301	12/11	97.972	98.037	96.647	96.207	96.792
Bundled wired telecommunications access services.....	37	5	12/11	124.061	125.365	125.016	124.769	130.756
Bundled wired telecommunications access services.....	37	51	12/11	124.061	125.365	125.016	124.769	130.756
Bundled wired telecommunications access services.....	37	5101	12/11	124.061	125.365	125.016	124.769	130.756
Bundled wired telecommunications access services.....	37	510101	12/11	124.061	125.365	125.016	124.769	130.756
Data processing and related services.....	38	—	06/09	103.940	104.083	104.092	104.128	104.152
Data processing and related services.....	38	1	06/09	103.940	104.083	104.092	104.128	104.152
Data processing and related services.....	38	11	06/09	103.940	104.083	104.092	104.128	104.152
Hosting, ASP and other IT infrastructure provisioning services.....	38	1101	12/08	107.795	108.063	108.050	108.117	108.157
Hosting, ASP and other IT infrastructure provisioning services.....	38	110101	12/08	107.795	108.063	108.050	108.117	108.157
Business process management services (partial).....	38	1102	12/08	96.557	96.557	96.622	96.622	96.622
Business process management services (partial).....	38	110201	12/08	96.557	96.557	96.622	96.622	96.622
Data management, information transformation and other services.....	38	1103	12/08	99.488	99.488	99.488	99.488	99.488
Data management, information transformation and other services.....	38	110301	12/08	99.488	99.488	99.488	99.488	99.488
Credit intermediation services (partial).....	39	—	06/09	101.072	101.263	107.167	108.611	114.502
Loan services (partial).....	39	1	06/09	171.134	171.774	187.259	180.502	196.685
Business loans (partial).....	39	11	04/09	300.376	304.573	346.263	341.910	382.485
Business loans (partial).....	39	1101	04/09	300.376	304.573	346.263	341.910	382.485
Business loans (partial).....	39	110101	04/09	300.376	304.573	346.263	341.910	382.485
Consumer loans (partial).....	39	12	06/09	123.582	122.674	127.632	118.142	121.015
Residential real estate loans (partial).....	39	1201	04/09	151.696	150.562	155.792	142.055	144.205
Residential real estate loans, except home equity (partial).....	39	120101	04/09	125.804	126.421	128.822	114.154	113.827
Home equity loans (partial).....	39	120102	04/09	398.950	380.771	413.425	409.246	427.797
Vehicle loans (partial).....	39	1202	04/09	61.799	60.283	67.312	56.311	60.388
Vehicle loans (partial).....	39	120201	04/09	61.799	60.283	67.312	56.311	60.388
Credit cards, overdraft credit, and related plans (partial).....	39	1203	04/09	169.449	168.977	176.890	177.708	187.025
Credit cards, overdraft credit, and related plans (partial).....	39	120301	04/09	169.449	168.977	176.890	177.708	187.025
Other loans and loan services (partial).....	39	13	04/09	104.448	103.253	104.089	101.962	105.428
Other loans and loan services (partial).....	39	1301	04/09	104.448	103.253	104.089	101.962	105.428
Other loans and loan services (partial).....	39	130101	04/09	104.448	103.253	104.089	101.962	105.428
Deposit services (partial).....	39	2	04/09	58.034	57.886	57.356	66.546	65.284
Deposit services (partial).....	39	21	04/09	58.034	57.886	57.356	66.546	65.284
Deposit services (partial).....	39	2101	04/09	58.034	57.886	57.356	66.546	65.284
Deposit services (partial).....	39	210101	04/09	58.034	57.886	57.356	66.546	65.284
Other credit intermediation services, including trust services (partial).....	39	3	04/09	98.304	98.287	95.836	95.866	95.930
Other credit intermediation services, including trust services (partial).....	39	31	04/09	98.304	98.287	95.836	95.866	95.930
Other credit intermediation services, including trust services (partial).....	39	3101	04/09	98.304	98.287	95.836	95.866	95.930
Other credit intermediation services, including trust services (partial).....	39	310101	04/09	98.304	98.287	95.836	95.866	95.930
Investment services.....	40	—	06/09	199.938	200.849	210.015	208.920	211.946
Securities brokerage, dealing, investment advice, and related services.....	40	1	06/09	168.567	175.453	196.032	196.782	197.026

See footnotes at end of table.

Table 9. Producer price indexes for commodity and service groupings and individual items, not seasonally adjusted — Continued
 [January 2023, Index base 1982=100, unless otherwise indicated]

Title	Commodity code		Other index base	Unadjusted index ¹				
	Group code	Item code		Sept. 2022	Oct. 2022 ^P	Nov. 2022 ^P	Dec. 2022 ^P	Jan. 2023 ^P
Securities brokerage, dealing, investment advice, and related services.....	40	11	06/09	168.567	175.453	196.032	196.782	197.026
Securities brokerage, dealing, and investment advice.....	40	1101	12/08	98.879	96.960	101.155	101.716	98.476
Securities brokerage, dealing, and investment advice.....	40	110101	12/08	98.879	96.960	101.155	101.716	98.476
Securities brokerage and dealing related services (partial).....	40	1102	12/08	423.861	490.703	607.917	608.799	652.413
Securities brokerage and dealing related services.....	40	110201	12/08	423.861	490.703	607.917	608.799	652.413
Portfolio management.....	40	2	12/08	246.820	242.431	245.463	243.132	251.469
Portfolio management.....	40	21	12/08	246.820	242.431	245.463	243.132	251.469
Portfolio management.....	40	2101	12/08	246.820	242.431	245.463	243.132	251.469
Portfolio management.....	40	210101	12/08	246.820	242.431	245.463	243.132	251.469
Investment banking.....	40	3	12/08	236.331	236.468	232.761	229.197	229.866
Investment banking.....	40	31	12/08	236.331	236.468	232.761	229.197	229.866
Investment banking.....	40	3101	12/08	236.331	236.468	232.761	229.197	229.866
Investment banking.....	40	310101	12/08	236.331	236.468	232.761	229.197	229.866
Insurance and annuities.....	41	—	06/09	126.843	126.825	126.845	127.534	128.392
Insurance.....	41	1	06/09	129.133	129.163	129.194	129.996	130.939
Insurance.....	41	11	06/09	129.133	129.163	129.194	129.996	130.939
Life insurance.....	41	1101	03/09	109.125	109.187	109.315	109.198	109.485
Life insurance.....	41	110101	03/09	109.125	109.187	109.315	109.198	109.485
Disability insurance, including accidental death.....	41	1102	03/09	101.986	101.986	101.986	101.986	101.977
Disability insurance, including accidental death.....	41	110201	03/09	101.986	101.986	101.986	101.986	101.977
Health and medical insurance.....	41	1103	03/09	144.180	144.370	144.193	144.267	145.246
Health and medical insurance.....	41	110301	03/09	144.180	144.370	144.193	144.267	145.246
Property and casualty insurance.....	41	1104	03/09	127.374	127.305	127.433	128.900	130.198
Property and casualty insurance.....	41	110401	03/09	127.374	127.305	127.433	128.900	130.198
Annuities.....	41	2	03/09	115.119	114.776	114.721	114.675	114.281
Annuities.....	41	21	03/09	115.119	114.776	114.721	114.675	114.281
Annuities.....	41	2101	03/09	115.119	114.776	114.721	114.675	114.281
Annuities.....	41	210101	03/09	115.119	114.776	114.721	114.675	114.281
Commissions and fees from sales and administration of insurance policies (partial).....	42	—	06/09	109.414	109.414	109.414	109.485	109.679
Commissions from sales of insurance.....	42	1	06/09	109.414	109.414	109.414	109.485	109.679
Commissions from sales of insurance.....	42	11	06/09	109.414	109.414	109.414	109.485	109.679
Commissions from sales of life insurance and annuities.....	42	1101	06/09	104.636	104.636	104.636	104.636	104.636
Commissions from sales of life insurance and annuities.....	42	110101	06/09	104.636	104.636	104.636	104.636	104.636
Commissions from sales of health and medical insurance.....	42	1102	06/09	109.807	109.807	109.807	109.807	109.807
Commissions from sales of health and medical insurance.....	42	110201	06/09	109.807	109.807	109.807	109.807	109.807
Commissions from sales of property and casualty insurance.....	42	1103	06/09	112.278	112.278	112.278	112.397	112.777
Commissions from sales of property and casualty insurance.....	42	110301	06/09	112.278	112.278	112.278	112.397	112.777
Commissions from sales of other insurance.....	42	1104	06/09	100.621	100.621	100.621	100.622	100.180
Commissions from sales of other insurance.....	42	110401	06/09	100.621	100.621	100.621	100.622	100.180
Real estate services (partial).....	43	—	06/09	145.771	144.688	144.177	145.022	144.981
Nonresidential real estate services.....	43	1	06/09	130.403	129.029	128.465	130.104	130.182
Nonresidential real estate rents.....	43	11	06/09	131.190	129.102	128.382	129.700	129.839
Office buildings, gross rents.....	43	1101	12/08	129.415	129.191	129.580	128.699	130.523
Office buildings, gross rents.....	43	110101	12/08	129.415	129.191	129.580	128.699	130.523
Retail properties, gross rents.....	43	1102	04/09	130.037	126.605	123.485	127.690	128.069
Retail properties, gross rents.....	43	110201	04/09	130.037	126.605	123.485	127.690	128.069
Industrial buildings, gross rents.....	43	1103	04/09	111.249	111.298	111.261	112.194	113.782
Industrial buildings, gross rents.....	43	110301	04/09	111.249	111.298	111.261	112.194	113.782
Self-service storage and miniwarehouses, gross rents.....	43	1104	12/08	168.996	170.338	170.772	170.614	171.206
Self-service storage and miniwarehouses, gross rents.....	43	110401	12/08	168.996	170.338	170.772	170.614	171.206
Other nonresidential buildings, gross rents.....	43	1105	12/08	117.529	104.862	108.344	109.487	104.635
Other nonresidential buildings, gross rents.....	43	110501	12/08	117.529	104.862	108.344	109.487	104.635
Nonresidential property sales and leases including land, brokerage fees and commissions.....	43	12	12/08	145.368	145.406	145.632	151.049	150.073
Nonresidential property sales and leases including land, brokerage fees and commissions.....	43	1201	12/08	145.368	145.406	145.632	151.049	150.073
Nonresidential property sales and leases including land, brokerage fees and commissions.....	43	120101	12/08	145.368	145.406	145.632	151.049	150.073
Nonresidential property management fees.....	43	13	12/08	94.894	98.724	98.807	99.184	99.741
Nonresidential property management fees.....	43	1301	12/08	94.894	98.724	98.807	99.184	99.741
Nonresidential property management fees.....	43	130101	12/08	94.894	98.724	98.807	99.184	99.741
Residential real estate services (partial).....	43	2	06/09	173.013	172.522	172.186	171.377	170.925

See footnotes at end of table.

Table 9. Producer price indexes for commodity and service groupings and individual items, not seasonally adjusted — Continued
 [January 2023, Index base 1982=100, unless otherwise indicated]

Title	Commodity code		Other index base	Unadjusted index ¹				
	Group code	Item code		Sept. 2022	Oct. 2022 ^P	Nov. 2022 ^P	Dec. 2022 ^P	Jan. 2023 ^P
Residential property sales and rental, brokerage fees and commissions.	43	21	12/08	193.065	192.256	191.420	190.859	189.778
Residential property sales and rental, brokerage fees and commissions. ...	43	2101	12/08	193.065	192.256	191.420	190.859	189.778
Residential property sales and rental, brokerage fees and commissions.	43	210101	12/08	193.065	192.256	191.420	190.859	189.778
Residential property management fees.	43	22	12/08	126.850	127.051	127.792	126.468	127.398
Residential property management fees.	43	2201	12/08	126.850	127.051	127.792	126.468	127.398
Residential property management fees.	43	220101	12/08	126.850	127.051	127.792	126.468	127.398
Real estate appraisal fees.	43	3	12/08	123.995	124.106	123.166	122.694	125.288
Real estate appraisal fees.	43	31	12/08	123.995	124.106	123.166	122.694	125.288
Real estate appraisal fees.	43	3101	12/08	123.995	124.106	123.166	122.694	125.288
Real estate appraisal fees.	43	310101	12/08	123.995	124.106	123.166	122.694	125.288
Rental and leasing of goods (partial).	44	—	06/09	109.990	112.800	109.232	108.087	106.630
Passenger car rental.	44	1	03/09	109.760	115.938	107.866	104.928	101.597
Passenger car rental.	44	11	03/09	109.760	115.938	107.866	104.928	101.597
Passenger car rental.	44	1101	03/09	109.760	115.938	107.866	104.928	101.597
Passenger car rental.	44	110101	03/09	109.760	115.938	107.866	104.928	101.597
Truck, trailer, and RV rental and leasing.	44	2	06/09	124.513	124.731	124.815	125.188	125.139
Truck, trailer, and RV rental and leasing.	44	21	06/09	116.978	117.183	117.262	117.612	117.566
Truck, truck trailer and RV rental.	44	2101	12/08	128.128	128.701	128.625	128.224	128.166
Truck, truck trailer and RV rental.	44	210101	12/08	128.128	128.701	128.625	128.224	128.166
Truck, truck trailer and RV leasing.	44	2102	12/08	118.107	118.065	118.261	119.178	119.136
Truck, truck trailer and RV leasing.	44	210201	12/08	118.107	118.065	118.261	119.178	119.136
Construction, mining, and forestry machinery and equipment rental and leasing.	44	3	03/09	102.540	102.547	102.606	102.868	102.596
Construction, mining, and forestry machinery and equipment rental and leasing.	44	31	03/09	102.540	102.547	102.606	102.868	102.596
Construction, mining, and forestry machinery and equipment rental and leasing.	44	3101	03/09	102.540	102.547	102.606	102.868	102.596
Construction, mining, and forestry machinery and equipment rental and leasing.	44	310101	03/09	102.540	102.547	102.606	102.868	102.596
Professional services (partial).	45	—	06/09	133.328	133.235	133.313	133.573	135.956
Legal services.	45	1	03/09	154.960	155.289	155.215	155.022	159.976
Legal services.	45	11	03/09	154.960	155.289	155.215	155.022	159.976
Legal services.	45	1101	03/09	154.960	155.289	155.215	155.022	159.976
Legal services.	45	110101	03/09	154.960	155.289	155.215	155.022	159.976
Accounting services (partial).	45	2	06/09	120.452	120.732	120.578	121.194	123.430
Accounting services, excluding payroll.	45	21	06/09	120.452	120.732	120.578	121.194	123.430
Financial auditing.	45	2101	12/08	109.396	109.167	109.771	107.568	109.512
Financial auditing.	45	210101	12/08	109.396	109.167	109.771	107.568	109.512
Tax preparation and planning.	45	2102	04/09	122.481	122.622	123.101	126.704	129.237
Tax preparation and planning.	45	210201	04/09	122.481	122.622	123.101	126.704	129.237
Bookkeeping and compilation.	45	2103	12/08	135.362	133.215	128.653	127.938	131.691
Bookkeeping and compilation.	45	210301	12/08	135.362	133.215	128.653	127.938	131.691
Other accounting services, including billing and review (partial).	45	2104	12/08	117.371	119.180	118.830	118.491	118.568
Other accounting services, including billing and review (partial).	45	210401	12/08	117.371	119.180	118.830	118.491	118.568
Architectural and engineering services.	45	3	06/09	128.452	128.697	129.194	129.081	130.587
Architectural services.	45	31	03/09	111.380	111.624	111.859	111.802	111.963
Architectural services.	45	3101	03/09	111.380	111.624	111.859	111.802	111.963
Architectural services.	45	310101	03/09	111.380	111.624	111.859	111.802	111.963
Engineering services.	45	32	03/09	131.556	131.802	132.340	132.219	133.972
Engineering services.	45	3201	03/09	131.556	131.802	132.340	132.219	133.972
Engineering services.	45	320101	03/09	131.556	131.802	132.340	132.219	133.972
Management, scientific, and technical consulting services.	45	4	06/09	114.146	113.264	113.220	114.441	114.802
Management consulting services.	45	41	06/09	114.146	113.264	113.220	114.441	114.802
Administrative and general management consulting services.	45	4101	12/08	135.573	134.384	134.444	135.531	135.550
Administrative and general management consulting services.	45	410101	12/08	135.573	134.384	134.444	135.531	135.550
Human resources consulting services.	45	4102	12/08	102.839	103.426	101.517	107.140	107.612
Human resources consulting services.	45	410201	12/08	102.839	103.426	101.517	107.140	107.612
Marketing consulting services.	45	4103	12/08	64.692	64.692	64.692	64.692	64.788
Marketing consulting services.	45	410301	12/08	64.692	64.692	64.692	64.692	64.788
Process, physical distribution, and logistics consulting services.	45	4104	12/08	108.507	106.246	106.908	108.709	112.010
Process, physical distribution, and logistics consulting services.	45	410401	12/08	108.507	106.246	106.908	108.709	112.010
Advertising and related services (partial).	45	5	12/08	116.949	116.954	117.002	117.019	117.170

See footnotes at end of table.

Table 9. Producer price indexes for commodity and service groupings and individual items, not seasonally adjusted — Continued
 [January 2023, Index base 1982=100, unless otherwise indicated]

Title	Commodity code		Other index base	Unadjusted index ¹				
	Group code	Item code		Sept. 2022	Oct. 2022 ^P	Nov. 2022 ^P	Dec. 2022 ^P	Jan. 2023 ^P
Advertising agency services.....	45	51	12/08	116.949	116.954	117.002	117.019	117.170
Advertising agency services.....	45	5101	12/08	116.949	116.954	117.002	117.019	117.170
Advertising agency services.....	45	510101	12/08	116.949	116.954	117.002	117.019	117.170
Information technology (IT) technical support and consulting services (partial).....	45	6	12/08	117.493	113.355	113.041	112.970	113.232
Information technology (IT) technical support and consulting services (partial).....	45	61	12/08	117.493	113.355	113.041	112.970	113.232
Information technology (IT) technical support and consulting services (partial).....	45	6101	12/08	117.493	113.355	113.041	112.970	113.232
Information technology (IT) technical support and consulting services (partial).....	45	610101	12/08	117.493	113.355	113.041	112.970	113.232
Employment services.....	46	—	06/09	128.766	128.612	128.673	128.614	128.630
Permanent placement services.....	46	1	03/09	129.811	129.687	128.795	129.377	130.048
Permanent placement services.....	46	11	03/09	129.811	129.687	128.795	129.377	130.048
Employment placement services.....	46	1101	03/09	129.811	129.687	128.795	129.377	130.048
Employment placement services.....	46	110101	03/09	129.811	129.687	128.795	129.377	130.048
Executive search services.....	46	2	12/08	99.076	103.690	103.119	102.846	104.669
Executive search services.....	46	21	12/08	99.076	103.690	103.119	102.846	104.669
Executive search services.....	46	2101	12/08	99.076	103.690	103.119	102.846	104.669
Executive search services.....	46	210101	12/08	99.076	103.690	103.119	102.846	104.669
Staffing services.....	46	3	06/09	129.366	129.084	129.218	129.127	129.083
Temporary help services.....	46	31	03/09	139.173	138.624	138.721	138.504	138.365
Temporary help services.....	46	3101	03/09	139.173	138.624	138.721	138.504	138.365
Temporary help services.....	46	310101	03/09	139.173	138.624	138.721	138.504	138.365
Co-employment staffing services.....	46	32	12/08	119.672	119.672	119.846	119.889	119.945
Co-employment staffing services.....	46	3201	12/08	119.672	119.672	119.846	119.889	119.945
Co-employment staffing services.....	46	320101	12/08	119.672	119.672	119.846	119.889	119.945
Travel arrangement services (partial).....	47	—	06/09	102.281	102.732	103.081	104.000	104.028
Arrangement of flights (partial).....	47	1	06/09	102.144	101.016	101.433	100.497	100.490
Arrangement of international flights.....	47	11	12/08	110.751	108.465	109.125	108.033	107.960
Arrangement of international flights.....	47	1101	12/08	110.751	108.465	109.125	108.033	107.960
Arrangement of international flights.....	47	110101	12/08	110.751	108.465	109.125	108.033	107.960
Arrangement of domestic flights.....	47	12	12/08	82.512	83.081	83.130	82.480	82.556
Arrangement of domestic flights (partial).....	47	1201	12/08	82.512	83.081	83.130	82.480	82.556
Arrangement of domestic flights.....	47	120101	12/08	82.512	83.081	83.130	82.480	82.556
Arrangement of vehicle rentals and lodging.....	47	2	12/08	95.245	94.907	95.591	96.085	96.348
Arrangement of vehicle rentals and lodging.....	47	21	12/08	95.245	94.907	95.591	96.085	96.348
Arrangement of vehicle rentals and lodging (partial).....	47	2101	12/08	95.245	94.907	95.591	96.085	96.348
Arrangement of vehicle rentals and lodging.....	47	210101	12/08	95.245	94.907	95.591	96.085	96.348
Arrangement of cruises and tours.....	47	3	12/08	98.328	102.994	103.580	110.426	110.401
Arrangement of cruises and tours.....	47	31	12/08	98.328	102.994	103.580	110.426	110.401
Arrangement of cruises and tours.....	47	3101	12/08	98.328	102.994	103.580	110.426	110.401
Arrangement of cruises and tours.....	47	310101	12/08	98.328	102.994	103.580	110.426	110.401
Other travel arrangements (partial).....	47	4	12/08	116.956	116.956	116.956	116.541	116.541
Other travel arrangements (partial).....	47	41	12/08	116.956	116.956	116.956	116.541	116.541
Other travel arrangements (partial).....	47	4101	12/08	116.956	116.956	116.956	116.541	116.541
Other travel arrangements (partial).....	47	410101	12/08	116.956	116.956	116.956	116.541	116.541
Selected security services (partial).....	48	—	03/09	139.232	140.349	140.298	140.248	141.849
Security guard services.....	48	1	03/09	139.232	140.349	140.298	140.248	141.849
Security guard services.....	48	11	03/09	139.232	140.349	140.298	140.248	141.849
Security guard services.....	48	1101	03/09	139.232	140.349	140.298	140.248	141.849
Security guard services.....	48	110101	03/09	139.232	140.349	140.298	140.248	141.849
Cleaning and building maintenance services (partial).....	49	—	03/09	123.749	123.635	123.975	124.264	125.308
Janitorial services.....	49	1	03/09	123.749	123.635	123.975	124.264	125.308
Janitorial services.....	49	11	03/09	123.749	123.635	123.975	124.264	125.308
Janitorial services.....	49	1101	03/09	123.749	123.635	123.975	124.264	125.308
Janitorial services.....	49	110101	03/09	123.749	123.635	123.975	124.264	125.308
Waste collection and remediation services (partial).....	50	—	12/08	154.574	156.449	156.665	157.022	159.454
Waste collection.....	50	1	12/08	154.574	156.449	156.665	157.022	159.454
Solid waste collection.....	50	11	12/08	154.574	156.449	156.665	157.022	159.454

See footnotes at end of table.

Table 9. Producer price indexes for commodity and service groupings and individual items, not seasonally adjusted — Continued
 [January 2023, Index base 1982=100, unless otherwise indicated]

Title	Commodity code		Other index base	Unadjusted index ¹				
	Group code	Item code		Sept. 2022	Oct. 2022 ^P	Nov. 2022 ^P	Dec. 2022 ^P	Jan. 2023 ^P
Solid waste collection.....	50	1101	12/08	154.574	156.449	156.665	157.022	159.454
Solid waste collection.....	50	110101	12/08	154.574	156.449	156.665	157.022	159.454
Health care services.....	51	—	06/09	132.286	132.855	133.056	133.219	134.004
Outpatient care (partial).....	51	1	06/09	126.087	125.886	126.086	126.124	126.906
Outpatient care (partial).....	51	11	06/09	126.087	125.886	126.086	126.124	126.906
Physician care.....	51	1101	03/09	115.993	116.390	116.447	116.641	116.630
Medicare patients: physician care.....	51	110102	06/14	109.132	109.190	109.190	109.190	108.043
Medicaid patients: physician care.....	51	110103	06/14	87.878	87.767	87.768	87.768	88.054
Private insurance patients: physician care.....	51	110104	06/14	109.345	109.713	109.718	110.055	110.598
All other patients: physician care.....	51	110105	06/14	114.239	115.505	115.893	115.893	115.942
Medical laboratory and diagnostic imaging center care.....	51	1102	03/09	94.769	94.745	94.591	94.603	95.084
Medical laboratory care.....	51	110201	03/09	91.072	91.035	90.798	90.815	90.945
Medicare patients: medical laboratory care.....	51	1102011	06/14	77.416	77.416	77.416	77.428	79.483
Medicaid patients: medical laboratory care.....	51	1102012	06/14	95.899	95.960	95.960	95.960	95.971
Private insurance patients: medical laboratory care.....	51	1102013	06/14	98.868	98.790	98.348	98.222	98.222
All other patients: medical laboratory care.....	51	1102014	06/14	102.144	102.144	102.144	102.658	102.658
Diagnostic imaging center care.....	51	110202	03/09	100.424	100.424	100.424	100.424	101.653
Medicare and Medicaid patients: diagnostic imaging center care.....	51	1102021	06/14	91.573	91.573	91.573	91.573	90.923
Private insurance and all other patients: diagnostic imaging center care.....	51	1102024	06/14	102.690	102.690	102.690	102.690	104.575
Home health and hospice care.....	51	1103	12/08	119.855	121.548	121.669	121.824	122.132
Home health and hospice care.....	51	110301	12/08	119.855	121.548	121.669	121.824	122.132
Medicare and Medicaid patients: home health and hospice care.....	51	11030101	12/08	115.453	116.940	116.940	116.954	116.779
Medicare patients: home health and hospice care.....	51	110301011	12/08	110.676	112.109	112.109	112.109	111.218
Medicaid patients: home health and hospice care.....	51	110301012	12/08	120.541	122.086	122.086	122.114	122.570
Private insurance and all other patients: home health and hospice care.....	51	11030102	12/08	135.768	138.338	139.004	139.800	141.661
Private insurance patients: home health and hospice care.....	51	110301021	06/14	105.874	105.874	105.874	105.874	105.874
All other patients: home health and hospice care.....	51	110301022	06/14	139.831	143.752	144.769	145.985	148.163
Hospital outpatient care.....	51	1104	12/08	145.559	144.245	144.747	144.596	146.586
Hospital outpatient care.....	51	110401	12/08	145.559	144.245	144.747	144.596	146.586
Hospital outpatient care, general medical & surgical hospitals.....	51	1104011	12/08	144.647	143.275	143.789	143.632	145.730
Medicare patients: hospital outpatient care, general medical and surgical hospitals.....	51	11040111	06/14	112.779	112.776	112.783	112.946	114.912
Medicaid patients: hospital outpatient care, general medical and surgical hospitals.....	51	11040112	06/14	98.552	97.245	97.245	97.245	97.045
Private insurance and all other patients: outpatient care, gen. medical and surgical hospitals.....	51	11040113	06/14	129.213	127.774	128.344	128.132	130.081
Dental care.....	51	1105	06/10	128.154	127.973	127.973	127.973	128.350
Private insurance patients: dental care.....	51	110502	06/14	117.517	117.224	117.224	117.224	117.639
Private insurance patients: dental visits and consultations.....	51	1105021	06/14	130.329	129.560	129.560	129.560	130.285
Private insurance patients: dental surgical intervention services.....	51	1105022	06/14	113.720	113.470	113.470	113.470	114.063
Private insurance patients: dental non-surgical intervention services.....	51	1105023	06/14	110.461	110.461	110.461	110.461	110.619
Medicare, Medicaid and all other patients: dental care.....	51	110503	06/14	122.232	122.232	122.232	122.232	122.496
Medicare, Medicaid and all other patients: dental visits and consultations.....	51	1105031	06/14	130.921	130.921	130.921	130.921	131.325
Medicare, Medicaid and all other patients: dental surgical intervention services.....	51	1105032	06/14	110.405	110.405	110.405	110.405	110.812
Medicare and Medicaid and all other patients: dental non-surgical intervention services.....	51	1105033	06/14	120.256	120.256	120.256	120.256	120.388
Inpatient care.....	51	2	06/09	141.739	143.654	143.830	144.206	144.977
Inpatient care.....	51	21	06/09	141.739	143.654	143.830	144.206	144.977
Hospital inpatient care.....	51	2101	12/08	143.461	145.558	145.684	146.143	146.793
Hospital inpatient care.....	51	210101	12/08	143.461	145.558	145.684	146.143	146.793
Hospital inpatient care, general medical and surgical hospitals.....	51	2101011	12/08	144.861	147.153	147.271	147.749	148.445
Medicare patients: hospital inpatient care, general medical and surgical hospitals.....	51	21010111	06/14	114.796	119.993	119.993	119.993	119.993
Medicaid patients: hospital inpatient care, general medical and surgical hospitals.....	51	21010112	06/14	113.094	113.116	115.317	115.317	115.475
Private insur. & all other patients: hospital inpatient, general medical and surgical hospitals.....	51	21010113	06/14	133.311	133.282	132.969	133.782	135.043
Private insurance patients: hospital inpatient care, general medical and surgical hospitals.....	51	210101131	06/14	133.511	133.477	133.143	134.104	135.378
All other patients: hospital inpatient care, general medical and surgical hospitals.....	51	210101132	06/14	132.509	132.509	132.312	132.312	133.469
Hospital inpatient care, psychiatric & substance abuse hospitals.....	51	2101012	12/08	128.822	128.736	129.017	129.075	129.232
Hospital inpatient care, specialty hospitals.....	51	2101013	12/08	125.041	124.941	125.112	125.507	125.507
Medicare patients: hospital inpatient care, specialty hospitals.....	51	21010131	06/14	112.341	111.803	111.976	113.053	113.053
Medicaid patients: hospital inpatient care, specialty hospitals.....	51	21010132	06/14	114.847	115.430	116.015	117.169	117.169
Private insurance and all other patients: hospital inpatient care, specialty hospitals.....	51	21010133	06/14	108.259	108.345	108.379	108.002	108.002

See footnotes at end of table.

Table 9. Producer price indexes for commodity and service groupings and individual items, not seasonally adjusted — Continued
 [January 2023, Index base 1982=100, unless otherwise indicated]

Title	Commodity code		Other index base	Unadjusted index ¹				
	Group code	Item code		Sept. 2022	Oct. 2022 ^P	Nov. 2022 ^P	Dec. 2022 ^P	Jan. 2023 ^P
Nursing home care.....	51	2102	12/08	139.817	141.417	141.859	142.022	142.633
Nursing home care.....	51	210201	12/08	139.817	141.417	141.859	142.022	142.633
Medicare and Medicaid patients: Nursing home care.....	51	21020101	12/08	136.497	138.666	139.078	139.036	139.768
Medicaid patients: Nursing home care.....	51	210201011	06/12	138.588	139.997	140.648	140.572	141.790
Medicare patients: Nursing home care.....	51	210201012	06/12	116.188	119.146	119.172	119.182	119.182
Private insurance and all other patients: Nursing home care.....	51	21020102	12/08	144.847	145.719	146.201	146.631	147.086
Private insurance patients: Nursing home care.....	51	210201021	06/14	106.720	106.720	106.720	106.720	106.720
All other patients: Nursing home care.....	51	210201022	06/14	128.970	129.885	130.391	130.841	131.335
Intellectual and developmental disability center care.....	51	2103	12/08	176.203	176.513	176.442	176.267	180.823
Intellectual and developmental disability center care.....	51	210301	12/08	176.203	176.513	176.442	176.267	180.823
Medicaid patients: Intellectual and developmental disability center care.....	51	21030101	06/14	140.669	140.970	140.901	140.730	141.623
Medicare, private ins. & all other patients: Intellectual & develop. disability center care.....	51	21030102	06/14	126.098	126.098	126.098	126.098	140.698
Sales of blood and blood products, organs, and tissues.....	51	3	03/09	113.293	113.236	114.620	115.035	115.686
Sales of blood and blood products, organs, and tissues.....	51	31	03/09	113.293	113.236	114.620	115.035	115.686
Sales of blood and blood products, organs, and tissues.....	51	3101	03/09	113.293	113.236	114.620	115.035	115.686
Sales of blood and blood products, organs, and tissues.....	51	310101	03/09	113.293	113.236	114.620	115.035	115.686
Accommodation services.....	53	—	06/09	133.973	140.576	138.135	138.119	136.757
Traveler accommodation services.....	53	1	06/09	133.973	140.576	138.135	138.119	136.757
Traveler accommodation services.....	53	11	06/09	133.973	140.576	138.135	138.119	136.757
Guestroom or unit rental.....	53	1101	03/09	138.131	145.487	142.745	142.728	140.810
Guestroom or unit rental.....	53	110101	03/09	138.131	145.487	142.745	142.728	140.810
Other traveler accommodation services.....	53	1102	03/09	137.612	138.391	138.347	138.352	142.900
Other traveler accommodation services.....	53	110201	03/09	137.612	138.391	138.347	138.352	142.900
Food and beverage for immediate consumption services (partial).....	54	—	06/09	127.138	126.648	127.247	126.580	127.772
Food and beverage for immediate consumption services (partial).....	54	1	06/09	127.138	126.648	127.247	126.580	127.772
Food and nonalcoholic beverages for immediate consumption (partial).....	54	11	04/09	121.608	121.043	121.733	120.963	122.247
Food and nonalcoholic beverages for immediate consumption (partial).....	54	1101	04/09	121.608	121.043	121.733	120.963	122.247
Food and nonalcoholic beverages for immediate consumption (partial).....	54	110101	04/09	121.608	121.043	121.733	120.963	122.247
Alcoholic beverages for immediate consumption (partial).....	54	12	12/08	162.124	162.121	162.127	162.127	162.757
Alcoholic beverages for immediate consumption (partial).....	54	1201	12/08	162.124	162.121	162.127	162.127	162.757
Alcoholic beverages for immediate consumption (partial).....	54	120101	12/08	162.124	162.121	162.127	162.127	162.757
Repair and maintenance services (partial).....	55	—	06/09	145.967	146.649	147.017	147.361	148.109
Commercial and industrial machinery and equipment repair and maintenance.....	55	1	03/09	148.378	150.134	150.353	150.353	150.495
Commercial and industrial machinery and equipment repair and maintenance.....	55	11	03/09	148.378	150.134	150.353	150.353	150.495
Commercial machinery repair and maintenance.....	55	1101	03/09	148.378	150.134	150.353	150.353	150.495
Commercial machinery repair and maintenance.....	55	110101	03/09	148.378	150.134	150.353	150.353	150.495
Motor vehicle repair and maintenance (partial).....	55	2	12/08	153.087	153.701	154.298	154.530	155.170
Motor vehicle repair and maintenance (partial).....	55	21	12/08	153.087	153.701	154.298	154.530	155.170
Motor vehicle repair and maintenance (partial).....	55	2101	12/08	153.087	153.701	154.298	154.530	155.170
Motor vehicle repair and maintenance (partial).....	55	210101	12/08	153.087	153.701	154.298	154.530	155.170
Ship repair and maintenance.....	55	3	06/09	124.051	124.051	124.072	125.411	127.764
Ship repair and maintenance.....	55	31	06/09	124.051	124.051	124.072	125.411	127.764
Ship repair, military.....	55	3101	12/08	114.988	114.988	114.988	115.356	116.162
Ship repair, military.....	55	310101	12/08	114.988	114.988	114.988	115.356	116.162
Ship repair, nonmilitary.....	55	3102	12/08	148.168	148.168	148.252	152.480	158.130
Ship repair, nonmilitary.....	55	310201	12/08	148.168	148.168	148.252	152.480	158.130
Aircraft repair and maintenance.....	55	4	04/09	136.789	136.789	136.889	137.556	139.476
Aircraft repair and maintenance.....	55	41	04/09	136.789	136.789	136.889	137.556	139.476
Aircraft repair and maintenance.....	55	4101	04/09	136.789	136.789	136.889	137.556	139.476
Aircraft repair and maintenance.....	55	410101	04/09	136.789	136.789	136.889	137.556	139.476
Entertainment services (partial).....	56	—	06/09	123.472	124.013	122.505	123.407	126.055
Membership dues and admissions and recreation facility use fees (partial).....	56	1	06/09	132.797	134.122	135.832	137.348	140.971
Membership dues and admissions and recreation facility use fees (partial).....	56	11	06/09	132.797	134.122	135.832	137.348	140.971
Membership dues.....	56	1101	04/09	121.459	122.004	122.036	122.100	127.360
Membership dues, golf courses and country clubs.....	56	110101	04/09	149.509	149.377	149.472	149.650	161.141
Membership dues, fitness and recreational sports centers.....	56	110102	04/09	104.718	105.645	105.640	105.640	107.866
Admissions and recreational facilities use fees (partial).....	56	1102	12/08	150.757	153.744	159.091	163.747	163.888
Admissions and recreational facilities use fees, golf courses and country clubs.....	56	110201	12/08	114.172	114.354	121.666	126.808	128.636

See footnotes at end of table.

Table 9. Producer price indexes for commodity and service groupings and individual items, not seasonally adjusted — Continued
 [January 2023, Index base 1982=100, unless otherwise indicated]

Title	Commodity code		Other index base	Unadjusted index ¹				
	Group code	Item code		Sept. 2022	Oct. 2022 ^P	Nov. 2022 ^P	Dec. 2022 ^P	Jan. 2023 ^P
Admissions and recreational facilities use fees, fitness and recreational sports centers.....	56	110202	12/08	142.832	144.786	144.786	144.786	150.463
Admissions and recreational facilities use fees, amusement and theme parks.....	56	110203	12/08	183.936	189.351	193.786	198.636	194.365
Recreational activity instruction fees (partial).....	56	2	12/08	123.016	123.016	123.016	123.016	123.016
Recreational activity instruction fees (partial).....	56	21	12/08	123.016	123.016	123.016	123.016	123.016
Recreational activity instruction fees (partial).....	56	2101	12/08	123.016	123.016	123.016	123.016	123.016
Recreational activity instruction fees (partial).....	56	210101	12/08	123.016	123.016	123.016	123.016	123.016
Gaming receipts (partial).....	56	3	12/08	115.022	114.749	109.786	110.065	111.886
Gaming receipts (partial).....	56	31	12/08	115.022	114.749	109.786	110.065	111.886
Gaming receipts (partial).....	56	3101	12/08	115.022	114.749	109.786	110.065	111.886
Gaming receipts (partial).....	56	310101	12/08	115.022	114.749	109.786	110.065	111.886
Wholesale trade services.....	57	—	06/09	156.212	155.986	157.915	157.022	156.603
Machinery and equipment and parts and supplies wholesaling.....	57	1	06/09	161.500	160.807	164.007	166.351	165.473
Machinery and equipment and parts and supplies wholesaling.....	57	11	06/09	161.500	160.807	164.007	166.351	165.473
Parts and supplies for machinery and equipment wholesaling.....	57	1102	03/09	178.190	177.904	181.742	179.458	179.703
Parts and supplies for machinery and equipment wholesaling.....	57	110201	03/09	178.190	177.904	181.742	179.458	179.703
Machinery and vehicle wholesaling.....	57	1103	05/19	123.217	122.706	124.693	130.465	129.398
Machinery and vehicle wholesaling.....	57	110301	05/19	123.217	122.706	124.693	130.465	129.398
Professional and commercial equipment wholesaling.....	57	1104	05/19	95.156	93.677	96.062	97.740	96.587
Professional and commercial equipment wholesaling.....	57	110401	05/19	95.156	93.677	96.062	97.740	96.587
Furnishings wholesaling.....	57	2	03/09	141.770	143.985	142.107	141.944	142.063
Furnishings wholesaling.....	57	21	03/09	141.770	143.985	142.107	141.944	142.063
Furnishings wholesaling.....	57	2101	03/09	141.770	143.985	142.107	141.944	142.063
Furnishings wholesaling.....	57	210101	03/09	141.770	143.985	142.107	141.944	142.063
Building materials, paint, and hardware wholesaling.....	57	3	03/09	142.591	142.791	142.076	138.476	136.050
Building materials, paint, and hardware wholesaling.....	57	31	03/09	142.591	142.791	142.076	138.476	136.050
Building materials, paint, and hardware wholesaling.....	57	3101	03/09	142.591	142.791	142.076	138.476	136.050
Building materials, paint, and hardware wholesaling.....	57	310101	03/09	142.591	142.791	142.076	138.476	136.050
Metals, minerals, and ores wholesaling.....	57	4	03/09	254.496	252.317	254.761	243.435	246.707
Metals, minerals, and ores wholesaling.....	57	41	03/09	254.496	252.317	254.761	243.435	246.707
Metals, minerals, and ores wholesaling.....	57	4101	03/09	254.496	252.317	254.761	243.435	246.707
Metals, minerals, and ores wholesaling.....	57	410101	03/09	254.496	252.317	254.761	243.435	246.707
Chemicals and allied products wholesaling.....	57	5	03/09	131.959	131.132	132.936	129.734	135.410
Chemicals and allied products wholesaling.....	57	51	03/09	131.959	131.132	132.936	129.734	135.410
Chemicals and allied products wholesaling.....	57	5101	03/09	131.959	131.132	132.936	129.734	135.410
Chemicals and allied products wholesaling.....	57	510101	03/09	131.959	131.132	132.936	129.734	135.410
Paper and plastics products wholesaling.....	57	6	03/09	206.432	205.741	206.554	211.431	207.823
Paper and plastics products wholesaling.....	57	61	03/09	206.432	205.741	206.554	211.431	207.823
Paper and plastics products wholesaling.....	57	6101	03/09	206.432	205.741	206.554	211.431	207.823
Paper and plastics products wholesaling.....	57	610101	03/09	206.432	205.741	206.554	211.431	207.823
Apparel wholesaling.....	57	7	03/09	124.728	130.952	128.634	117.076	109.274
Apparel wholesaling.....	57	71	03/09	124.728	130.952	128.634	117.076	109.274
Apparel wholesaling.....	57	7101	03/09	124.728	130.952	128.634	117.076	109.274
Apparel wholesaling.....	57	710101	03/09	124.728	130.952	128.634	117.076	109.274
Food and alcohol wholesaling.....	57	8	06/09	136.048	138.599	138.189	135.880	133.132
Food and alcohol wholesaling.....	57	81	06/09	136.048	138.599	138.189	135.880	133.132
Food wholesaling.....	57	8101	03/09	132.815	135.539	134.796	132.135	128.928
Food wholesaling.....	57	810101	03/09	132.815	135.539	134.796	132.135	128.928
Alcohol wholesaling.....	57	8102	02/09	150.688	152.446	153.558	152.850	154.147
Alcohol wholesaling.....	57	810201	02/09	150.688	152.446	153.558	152.850	154.147
Other commodities wholesaling.....	57	9	03/09	156.612	154.285	157.387	155.357	154.941
Other commodities wholesaling.....	57	91	03/09	156.612	154.285	157.387	155.357	154.941
Other commodities wholesaling.....	57	9101	03/09	156.612	154.285	157.387	155.357	154.941
Other commodities wholesaling.....	57	910101	03/09	156.612	154.285	157.387	155.357	154.941
Retail trade services.....	58	—	06/09	154.809	156.679	154.095	154.946	155.210
Food and alcohol retailing.....	58	1	03/09	168.985	174.223	171.313	169.066	171.787
Food and alcohol retailing.....	58	11	03/09	168.985	174.223	171.313	169.066	171.787
Food retailing.....	58	1102	09/15	135.838	139.623	137.244	135.016	137.400
Food retailing.....	58	110201	09/15	135.838	139.623	137.244	135.016	137.400

See footnotes at end of table.

Table 9. Producer price indexes for commodity and service groupings and individual items, not seasonally adjusted — Continued
 [January 2023, Index base 1982=100, unless otherwise indicated]

Title	Commodity code		Other index base	Unadjusted index ¹				
	Group code	Item code		Sept. 2022	Oct. 2022 ^P	Nov. 2022 ^P	Dec. 2022 ^P	Jan. 2023 ^P
Alcohol retailing.....	58	1103	09/15	120.108	127.014	125.239	126.796	127.556
Alcohol retailing.....	58	110301	09/15	120.108	127.014	125.239	126.796	127.556
Health and beauty care retailing, including optical goods.....	58	2	03/09	134.887	138.667	132.893	137.673	143.342
Health and beauty care retailing, including optical goods.....	58	21	03/09	134.887	138.667	132.893	137.673	143.342
Health and beauty care retailing, including optical goods.....	58	2101	03/09	134.887	138.667	132.893	137.673	143.342
Health and beauty care retailing, including optical goods.....	58	210101	03/09	134.887	138.667	132.893	137.673	143.342
Apparel, jewelry, footwear, and accessories retailing.....	58	3	06/09	125.982	133.346	127.536	126.977	126.348
Apparel, jewelry, footwear, and accessories retailing.....	58	31	06/09	125.982	133.346	127.536	126.977	126.348
Apparel, footwear, and accessories retailing.....	58	3101	03/09	123.280	131.055	124.209	122.319	120.875
Apparel, footwear, and accessories retailing.....	58	310101	03/09	123.280	131.055	124.209	122.319	120.875
Jewelry retailing.....	58	3102	03/09	126.882	131.095	131.783	138.788	144.011
Jewelry retailing.....	58	310201	03/09	126.882	131.095	131.783	138.788	144.011
Computer hardware, software, and supplies retailing.....	58	4	03/09	97.656	98.474	92.351	92.947	91.638
Computer hardware, software, and supplies retailing.....	58	41	03/09	97.656	98.474	92.351	92.947	91.638
Computer hardware, software, and supplies retailing.....	58	4101	03/09	97.656	98.474	92.351	92.947	91.638
Computer hardware, software, and supplies retailing.....	58	410101	03/09	97.656	98.474	92.351	92.947	91.638
TV, video, and photographic equipment and supplies retailing.....	58	5	03/09	54.777	52.299	46.341	43.589	46.440
TV, video, and photographic equipment and supplies retailing.....	58	51	03/09	54.777	52.299	46.341	43.589	46.440
TV, video, and photographic equipment and supplies retailing.....	58	5101	03/09	54.777	52.299	46.341	43.589	46.440
TV, video, and photographic equipment and supplies retailing.....	58	510101	03/09	54.777	52.299	46.341	43.589	46.440
Automobiles and automobile parts retailing.....	58	6	06/09	208.866	202.013	201.657	192.905	194.892
Automobiles and automobile parts retailing.....	58	61	06/09	208.866	202.013	201.657	192.905	194.892
Automobile retailing (Partial).....	58	6101	03/09	244.255	232.002	228.894	213.584	215.936
Automobile retailing (Partial).....	58	610101	03/09	244.255	232.002	228.894	213.584	215.936
Automotive parts, including tires, retailing.....	58	6102	03/09	151.137	151.737	155.010	155.334	156.576
Automotive parts, including tires, retailing.....	58	610201	03/09	151.137	151.737	155.010	155.334	156.576
RVs, trailers, and campers retailing.....	58	8	03/09	157.953	147.993	125.067	113.370	112.002
RVs, trailers, and campers retailing.....	58	81	03/09	157.953	147.993	125.067	113.370	112.002
RVs, trailers, and campers retailing.....	58	8101	03/09	157.953	147.993	125.067	113.370	112.002
RVs, trailers, and campers retailing.....	58	810101	03/09	157.953	147.993	125.067	113.370	112.002
Sporting goods, including boats, retailing.....	58	9	03/09	125.295	131.035	125.462	123.844	141.042
Sporting goods, including boats, retailing.....	58	91	03/09	125.295	131.035	125.462	123.844	141.042
Sporting goods, including boats, retailing.....	58	9101	03/09	125.295	131.035	125.462	123.844	141.042
Sporting goods, including boats, retailing.....	58	910101	03/09	125.295	131.035	125.462	123.844	141.042
Lawn, garden, and farm equipment and supplies retailing.....	58	A	03/09	165.311	159.164	160.046	153.353	154.376
Lawn, garden, and farm equipment and supplies retailing.....	58	A1	03/09	165.311	159.164	160.046	153.353	154.376
Lawn, garden, and farm equipment and supplies retailing.....	58	A101	03/09	165.311	159.164	160.046	153.353	154.376
Lawn, garden, and farm equipment and supplies retailing.....	58	A10101	03/09	165.311	159.164	160.046	153.353	154.376
Furniture retailing.....	58	B	03/09	140.176	135.151	133.740	134.842	138.839
Furniture retailing.....	58	B1	03/09	140.176	135.151	133.740	134.842	138.839
Furniture retailing.....	58	B101	03/09	140.176	135.151	133.740	134.842	138.839
Furniture retailing.....	58	B10101	03/09	140.176	135.151	133.740	134.842	138.839
Flooring and floor coverings retailing.....	58	C	03/09	129.804	134.586	135.295	129.708	130.664
Flooring and floor coverings retailing.....	58	C1	03/09	129.804	134.586	135.295	129.708	130.664
Flooring and floor coverings retailing.....	58	C101	03/09	129.804	134.586	135.295	129.708	130.664
Flooring and floor coverings retailing.....	58	C10101	03/09	129.804	134.586	135.295	129.708	130.664
Hardware and building materials and supplies retailing.....	58	D	03/09	164.633	167.274	168.206	158.432	157.257
Hardware and building materials and supplies retailing.....	58	D1	03/09	164.633	167.274	168.206	158.432	157.257
Hardware and building materials and supplies retailing.....	58	D101	03/09	164.633	167.274	168.206	158.432	157.257
Hardware and building materials and supplies retailing.....	58	D10101	03/09	164.633	167.274	168.206	158.432	157.257
Major household appliance retailing.....	58	E	03/09	121.630	119.846	117.767	119.150	122.225
Major household appliance retailing.....	58	E1	03/09	121.630	119.846	117.767	119.150	122.225
Major household appliance retailing.....	58	E101	03/09	121.630	119.846	117.767	119.150	122.225
Major household appliance retailing.....	58	E10101	03/09	121.630	119.846	117.767	119.150	122.225
Fuels and lubricants retailing.....	58	F	06/09	285.526	278.422	288.266	347.574	286.987
Fuels and lubricants retailing.....	58	F1	06/09	285.526	278.422	288.266	347.574	286.987
Automotive fuels and lubricants retailing.....	58	F101	03/09	376.195	372.209	377.243	441.751	375.793
Automotive fuels and lubricants retailing.....	58	F10101	03/09	376.195	372.209	377.243	441.751	375.793
Household fuels retailing.....	58	F102	03/09	157.102	132.257	168.601	254.369	174.597
Household fuels retailing.....	58	F10201	03/09	157.102	132.257	168.601	254.369	174.597

See footnotes at end of table.

Table 9. Producer price indexes for commodity and service groupings and individual items, not seasonally adjusted — Continued
 [January 2023, Index base 1982=100, unless otherwise indicated]

Title	Commodity code		Other index base	Unadjusted index ¹				
	Group code	Item code		Sept. 2022	Oct. 2022 ^P	Nov. 2022 ^P	Dec. 2022 ^P	Jan. 2023 ^P
Cleaning supplies and paper products retailing.....	58	G	03/09	183.184	180.860	178.469	174.812	179.879
Cleaning supplies and paper products retailing.....	58	G1	03/09	183.184	180.860	178.469	174.812	179.879
Cleaning supplies and paper products retailing.....	58	G101	03/09	183.184	180.860	178.469	174.812	179.879
Cleaning supplies and paper products retailing.....	58	G10101	03/09	183.184	180.860	178.469	174.812	179.879
Book retailing.....	58	H	03/09	138.810	141.305	141.727	133.381	136.705
Book retailing.....	58	H1	03/09	138.810	141.305	141.727	133.381	136.705
Book retailing.....	58	H101	03/09	138.810	141.305	141.727	133.381	136.705
Book retailing.....	58	H10101	03/09	138.810	141.305	141.727	133.381	136.705
Other merchandise retailing (partial).....	58	I	03/09	137.056	137.627	136.330	134.675	134.420
Other merchandise retailing (partial).....	58	I1	03/09	137.056	137.627	136.330	134.675	134.420
Other merchandise retailing (partial).....	58	I101	03/09	137.056	137.627	136.330	134.675	134.420
Other merchandise retailing (partial).....	58	I10101	03/09	137.056	137.627	136.330	134.675	134.420
Metal treatment services.....	59	—	12/84	222.875	224.586	224.559	223.175	227.957
Metal treatment services.....	59	1	12/84	222.875	224.586	224.559	223.175	227.957
Metal treatment services.....	59	11	12/84	222.875	224.586	224.559	223.175	227.957
Metal plating and polishing.....	59	1101	12/84	239.229	241.730	241.730	241.730	248.513
Metal plating and polishing.....	59	110111	12/84	239.229	241.730	241.730	241.730	248.513
Metal coating and allied services.....	59	1102	12/84	217.148	216.916	216.861	214.070	217.765
Metal coating and allied services.....	59	110222	12/84	217.148	216.916	216.861	214.070	217.765
Metal heat treating.....	59	1103	06/85	186.936	191.059	191.059	191.059	195.485
Metal heat treating.....	59	110349	06/06	147.864	151.125	151.125	151.125	154.626
Mining services.....	60	—	06/85	258.375	258.957	260.077	260.498	260.723
Mining services.....	60	1	06/85	258.375	258.957	260.077	260.498	260.723
Mining services.....	60	11	06/85	258.375	258.957	260.077	260.498	260.723
Metal mining services.....	60	1101	12/85	277.779	277.779	277.779	271.493	271.493
Metal mining services.....	60	110101	12/85	277.779	277.779	277.779	271.493	271.493
Support activities for coal mining.....	60	1102	06/85	207.294	207.294	210.657	209.779	210.609
Support activities for coal mining.....	60	110201	06/85	207.294	207.294	210.657	209.779	210.609
Drilling oil and gas wells services.....	60	1103	12/85	399.563	400.647	403.951	408.765	410.232
Drilling oil and gas wells services.....	60	110301	12/85	399.563	400.647	403.951	408.765	410.232
Support activities for oil and gas operations.....	60	1104	12/85	214.424	214.903	215.508	215.262	215.237
Support activities for oil and gas operations.....	60	110401	12/85	214.424	214.903	215.508	215.262	215.237
Nonmetallic minerals mining services.....	60	1105	06/85	140.563	—	—	—	—
Nonmetallic minerals mining services.....	60	110501	06/85	140.563	—	—	—	—
Contract work on textile products, apparel, and leather.....	61	—	06/10	130.293	130.597	132.514	132.514	133.192
Contract work on textile products and apparel.....	61	1	06/10	130.273	130.584	132.541	132.541	133.200
Contract work on textile products and apparel.....	61	11	06/10	130.273	130.584	132.541	132.541	133.200
Contract work on textile products.....	61	1102	06/87	228.893	229.206	229.219	229.219	231.480
Commission finishing of broadwoven fabrics.....	61	110201	06/87	254.227	254.517	254.517	254.517	257.090
Commission finishing of cotton broadwoven fabrics.....	61	1102011	06/08	178.077	178.354	178.354	178.354	188.642
Other commission finishing of broadwoven fabrics (excl. cotton & wool).....	61	1102012	06/08	193.527	193.674	193.674	193.674	193.674
Commission knit or knit & finishing of weft & warp knit fabric.....	61	110204	12/94	138.749	139.121	139.176	139.176	139.176
Contract work on apparel.....	61	1103	06/87	139.753	140.199	143.872	143.872	143.872
Contract work on women's, girls' and infants' apparel.....	61	11031	12/11	109.727	109.801	109.801	—	—
Contract work on women's, girls', and infants' nontailored coats, jackets, & other outerwear.....	61	110313	06/07	106.699	106.782	—	—	—
Contract work on men's and boys' (including unisex) apparel.....	61	11032	12/11	116.848	117.642	125.106	125.106	125.106
Contract work on men's and boys' pants, work apparel, and other outerwear.....	61	110321	06/07	111.223	112.211	122.095	122.095	122.095
Contract work on men's and boys' shirts, tailored suits/coats/jackets, & underwear/nightwear.....	61	110323	06/07	136.009	136.201	136.201	—	—
Contract & commission receipts for tanning or finishing leather owned by others.....	61	2	06/11	129.830	129.830	129.830	129.830	131.339
Contract & commission receipts for tanning or finishing leather owned by others.....	61	21	06/11	129.830	129.830	129.830	129.830	131.339
Contract and commission receipts for tanning or finishing leather owned by others.....	61	2101	12/97	171.188	171.188	171.188	171.188	173.178
Contract and commission receipts for tanning or finishing leather owned by others.....	61	210101	12/97	171.188	171.188	171.188	171.188	173.178
Construction (partial).....	80	—	06/09	158.561	162.113	162.279	162.350	164.899
New nonresidential building construction.....	80	1	06/09	167.172	171.815	171.981	172.051	174.932
New nonresidential building construction.....	80	11	06/09	167.172	171.815	171.981	172.051	174.932
New warehouse building construction.....	80	1101	12/04	230.833	235.555	236.259	235.721	235.639

See footnotes at end of table.

Table 9. Producer price indexes for commodity and service groupings and individual items, not seasonally adjusted — Continued

[January 2023, Index base 1982=100, unless otherwise indicated]

Title	Commodity code		Other index base	Unadjusted index ¹				
	Group code	Item code		Sept. 2022	Oct. 2022 ^p	Nov. 2022 ^p	Dec. 2022 ^p	Jan. 2023 ^p
New warehouse building construction.....	80	110101	12/04	230.833	235.555	236.259	235.721	235.639
New school building construction.....	80	1102	12/05	216.871	223.936	223.920	223.613	226.821
New school building construction.....	80	110201	12/05	216.871	223.936	223.920	223.613	226.821
New office building construction.....	80	1103	06/06	193.861	198.261	198.424	199.063	205.913
New office building construction.....	80	110301	06/06	193.861	198.261	198.424	199.063	205.913
New industrial building construction.....	80	1104	06/07	186.920	192.189	192.502	192.338	193.712
New industrial building construction.....	80	110401	06/07	186.920	192.189	192.502	192.338	193.712
New health care building construction.....	80	1105	06/12	151.917	156.943	157.082	157.200	159.802
New health care building construction.....	80	110501	06/12	151.917	156.943	157.082	157.200	159.802
Maintenance and repair of nonresidential buildings (partial).....	80	2	04/09	141.805	142.647	142.815	142.893	143.975
Maintenance and repair of nonresidential buildings (partial).....	80	21	04/09	141.805	142.647	142.815	142.893	143.975
Maintenance and repair of nonresidential buildings (partial).....	80	2101	04/09	141.805	142.647	142.815	142.893	143.975
Maintenance and repair of nonresidential buildings (partial).....	80	210101	04/09	141.805	142.647	142.815	142.893	143.975

¹ All indexes are subject to revision for 4 months after their originally scheduled publication to incorporate late reports and corrections by survey respondents.

² Due to incomplete coverage of the services sector, some services indexes in this table reflect only a portion of their wherever-provided output. These indexes are flagged using the term "partial" at the end of their titles. For more information regarding wherever-provided services indexes, go to <https://www.bls.gov/ppi/wepnotice.htm>. This webpage includes methodology documentation, a table identifying missing coverage areas for those indexes with incomplete coverage, and a concordance table between wherever-provided services indexes and Census product codes.

^p Preliminary

"-" Data not available.

Table 10. Producer price indexes and percentage changes for net output of selected industries and industry groups, not seasonally adjusted
[January 2023]

Title ¹	Index base	Industry code	Unadjusted index ²					Unadjusted 1-month percent change ²	Unadjusted 12-month percent change ²
			Sept. 2022	Oct. 2022 ^P	Nov. 2022 ^P	Dec. 2022 ^P	Jan. 2023 ^P		
Total mining, utilities, and manufacturing industries.....	12/06	AMUM--	162.875	160.971	159.526	158.452	158.995	0.3	8.7
Total mining industries.....	12/84	OMIN--	296.849	260.457	251.160	257.606	244.434	-5.1	2.5
Oil and gas extraction.....	12/85	211--	322.595	259.278	241.837	256.587	234.114	-8.8	-2.1
Mining (except oil & gas).....	12/03	212--	325.073	323.331	325.486	314.168	324.854	3.4	13.4
Mining support activities.....	06/09	213--	122.387	122.675	123.218	123.098	123.209	0.1	8.6
Utilities.....	12/03	221--	227.071	199.020	189.967	223.902	208.582	-6.8	19.6
Total manufacturing industries.....	12/84	OMFG--	251.891	254.013	252.922	244.845	248.887	1.7	7.5
Food mfg.....	12/84	311--	255.916	254.309	256.333	254.336	255.641	0.5	9.1
Beverage & tobacco mfg.....	12/03	312--	187.824	188.282	190.494	189.979	195.345	2.8	11.4
Textile mills.....	12/84	313--	176.268	174.820	174.198	172.216	170.706	-0.9	5.7
Textile product mills.....	12/03	314--	155.763	156.636	157.722	156.391	157.617	0.8	6.0
Apparel manufacturing.....	12/03	315--	124.822	124.806	125.534	125.540	126.084	0.4	4.3
Leather and allied product manufacturing.....	12/84	316--	197.927	198.157	198.062	197.736	200.205	1.2	6.4
Wood product manufacturing.....	12/03	321--	199.421	195.819	192.800	188.931	187.818	-0.6	-12.2
Paper manufacturing.....	12/03	322--	185.403	186.757	188.069	188.413	188.600	0.1	12.4
Printing and related support activities.....	12/03	323--	152.313	152.632	154.234	155.289	157.450	1.4	16.3
Petroleum and coal products manufacturing.....	12/84	324--	438.860	461.746	442.946	360.680	386.861	7.3	11.1
Chemical mfg.....	12/84	325--	365.047	362.702	360.237	357.596	358.138	0.2	4.2
Plastics and rubber products mfg.....	12/84	326--	255.143	254.390	254.039	254.059	254.021	0.0	6.7
Nonmetallic mineral product mfg.....	12/84	327--	270.782	272.063	274.030	275.169	280.888	2.1	11.9
Primary metal mfg.....	12/84	331--	310.247	298.721	295.400	290.645	289.548	-0.4	-17.2
Fabricated metal product mfg.....	12/84	332--	273.214	272.970	272.797	272.326	273.047	0.3	6.8
Machinery mfg.....	12/03	333--	170.447	171.604	172.175	172.575	174.786	1.3	10.4
Computer & electronic product mfg.....	12/03	334--	96.928	97.305	97.620	97.779	98.719	1.0	4.6
Electrical equipment, appliance & component mfg.....	12/03	335--	190.777	190.738	192.328	193.739	194.408	0.3	10.7
Transportation equipment mfg.....	12/03	336--	136.694	137.371	137.583	137.948	138.629	0.5	4.8
Furniture & related product mfg.....	12/84	337--	262.661	262.562	265.329	267.228	267.747	0.2	9.6
Miscellaneous mfg.....	12/03	339--	140.428	140.972	141.362	141.718	143.563	1.3	6.2
Material recyclers.....	12/86	429930	403.616	381.078	372.285	390.112	418.637	7.3	-13.4
Total trade industries.....	12/06	ATRADE	172.618	173.218	173.277	172.768	172.930	0.1	6.4
Total wholesale trade industries.....	12/06	AWHLTR	182.033	181.703	183.400	182.730	183.165	0.2	7.5
Merchant wholesalers, durable goods.....	06/04	423--	191.082	190.172	191.789	193.526	193.639	0.1	2.9
Merchant wholesalers, nondurable goods.....	06/05	424--	204.249	204.765	205.933	202.035	202.962	0.5	13.7
Total retail trade industries.....	12/06	ARETTR	164.006	165.654	163.775	163.330	163.214	-0.1	4.8
Motor vehicle and parts dealers.....	12/03	441--	209.855	206.968	204.897	202.174	204.139	1.0	2.2
Bldg material and garden equip and supp dealers.....	12/03	444--	203.558	205.812	206.837	197.088	197.161	0.0	-6.8
Food and beverage stores.....	12/99	445--	244.715	254.476	252.907	249.035	254.193	2.1	13.3
Furniture, home furnishings, electronics, and appliance retailers.....	12/22	449--	-	-	-	100.000	102.577	2.6	-
General merchandise retailers.....	12/03	455--	154.034	156.499	153.583	154.396	156.156	1.1	11.5
Health and personal care retailers.....	12/03	456--	148.728	145.891	145.692	143.898	146.107	1.5	-2.1
Gasoline stations and fuel dealers.....	12/22	457--	-	-	-	100.000	86.868	-13.1	-
Clothing and clothing accessories retailers.....	12/03	458--	151.020	157.633	148.158	150.199	148.814	-0.9	7.2
Sporting goods and hobby retailers.....	12/03	4591--	120.514	133.287	131.488	123.900	121.067	-2.3	-7.7
Book retailers and news dealers.....	12/03	4592--	136.019	137.619	138.296	128.491	128.491	0.0	-4.8
Office supplies, stationary, and gift retailers.....	12/03	4594--	175.351	173.283	175.030	173.640	172.717	-0.5	3.8
Transportation and warehousing industries.....	12/06	ATRNRW	169.615	171.375	169.747	169.815	171.464	1.0	9.0
Transportation industries.....	12/06	ATRANS	163.825	165.901	163.773	163.741	163.883	0.1	8.4
Air transportation.....	12/92	481--	255.960	269.660	259.388	263.778	271.454	2.9	25.5
Rail transportation.....	12/96	482--	231.597	230.339	231.782	231.646	232.904	0.5	7.8
Water transportation.....	12/03	483--	201.275	202.026	201.407	201.151	202.612	0.7	24.1
Truck transportation.....	12/03	484--	197.733	196.905	197.440	195.945	194.029	-1.0	4.4
Pipeline transportation.....	05/22	486--	107.033	107.093	107.119	106.514	106.879	0.3	-
Transportation support activities.....	12/03	488--	147.877	151.773	143.551	143.603	141.346	-1.6	-9.5
Delivery and warehouse industries.....	12/06	ADLVWR	193.719	194.022	194.531	195.208	205.595	5.3	10.7
U.S. Postal Service.....	06/89	491--	267.984	270.369	270.369	270.369	281.228	4.0	10.0
Couriers and messengers.....	12/03	492--	290.330	289.299	291.248	287.819	308.368	7.1	10.3
Warehousing and storage.....	12/06	493--	136.744	136.750	136.197	144.568	147.838	2.3	13.0
Services less trade, transportation, and warehousing ³	12/06	ATTDSV	134.390	135.049	136.023	136.223	137.607	1.0	4.1
Information.....	12/06	AINFO-	108.777	109.347	109.074	108.910	109.298	0.4	2.0
Publishing industries.....	12/22	513--	-	-	-	100.000	101.085	1.1	-
Broadcasting, except internet.....	12/03	516--	131.941	137.275	140.907	136.555	131.712	-3.5	-0.8

See footnotes at end of table.

Table 10. Producer price indexes and percentage changes for net output of selected industries and industry groups, not seasonally adjusted — Continued
[January 2023]

Title ¹	Index base	Industry code	Unadjusted index ²					Unadjusted 1-month percent change ²	Unadjusted 12-month percent change ²
			Sept. 2022	Oct. 2022 ^p	Nov. 2022 ^p	Dec. 2022 ^p	Jan. 2023 ^p	Dec. to Jan. ^p	Jan. 2022 to Jan. 2023 ^p
Information - Continued									
Telecommunications.....	12/03	517--	105.684	106.074	105.928	106.068	107.459	1.3	4.7
Data processing and related services.....	12/03	5182--	112.925	113.034	113.040	113.067	113.088	0.0	1.5
Selected health care industries.....	12/06	ASHC--	137.288	137.917	137.776	138.030	138.849	0.6	2.3
Offices of physicians.....	12/96	6211--	143.127	143.538	143.677	143.897	143.862	0.0	0.5
Offices of dentists.....	06/10	6212--	128.011	127.830	127.830	127.830	128.244	0.3	1.9
Medical and diagnostic laboratories.....	12/03	6215--	103.324	103.298	103.130	103.142	103.677	0.5	-0.1
Home health care services.....	12/96	6216--	153.879	156.187	156.336	156.527	156.989	0.3	1.8
Blood and organ banks.....	06/06	621991	126.052	125.992	127.499	127.959	128.669	0.6	5.0
Hospitals.....	12/92	622--	224.204	225.244	224.625	225.180	227.213	0.9	2.7
Nursing care facilities.....	12/03	6231--	168.915	170.782	171.298	171.488	172.188	0.4	4.8
Residential developmental disability homes.....	12/03	62321-	209.108	209.463	209.381	209.181	213.959	2.3	6.3
Other selected services less trade, transportation, and warehousing industries.....	12/06	ASTDSV	139.461	140.111	141.842	142.125	143.977	1.3	5.3
Depository credit intermediation.....	12/03	5221--	117.268	117.531	124.447	126.109	132.845	5.3	29.1
Security, commodity contracts and like activity.....	12/03	523--	223.115	226.233	238.791	237.247	243.138	2.5	3.0
Insurance carriers and related activities.....	12/03	524--	146.888	147.020	146.994	147.568	148.542	0.7	2.0
Lessors of nonres bldg (exc miniwarehouse).....	12/03	53112-	140.333	137.652	136.800	138.543	138.705	0.1	2.3
Lessors of miniwarehouse and self storage units.....	12/03	53113-	192.512	194.053	194.552	194.370	195.031	0.3	14.7
Offices of real estate agents and brokers.....	12/03	5312--	186.639	186.004	185.392	186.180	185.096	-0.6	3.6
Real estate property managers.....	12/03	53131-	125.598	127.250	127.799	126.688	127.565	0.7	3.2
Offices of real estate appraisers.....	12/03	531320	117.769	117.875	116.981	116.533	118.997	2.1	5.3
Automotive equipment rental and leasing.....	06/01	5321--	156.440	162.585	154.715	151.842	148.670	-2.1	2.3
Other heavy machinery rental and leasing.....	12/03	532412	131.899	134.993	135.451	135.639	135.433	-0.2	9.7
Legal services.....	12/96	5411--	257.205	257.752	257.630	257.309	265.532	3.2	5.7
Offices of certified public accountants.....	12/03	541211	133.336	133.834	134.180	134.758	137.016	1.7	7.5
Other accounting services.....	12/03	541219	148.161	146.938	142.058	141.228	141.228	0.0	-5.9
Architectural, engineering and related services.....	12/96	5413--	183.972	184.275	184.886	184.739	186.713	1.1	3.4
Management and technical consulting services.....	06/06	5416--	127.607	126.497	126.443	127.977	127.952	0.0	-0.1
Advertising agencies.....	12/03	54181-	123.047	123.052	123.098	123.115	123.262	0.1	2.3
Employment services.....	12/96	5613--	159.207	159.051	159.175	158.989	159.011	0.0	1.9
Travel agencies.....	12/03	56151-	102.352	102.747	103.042	103.765	103.787	0.0	5.3
Security guards and patrol services.....	12/04	561612	150.432	151.639	151.584	151.529	153.260	1.1	7.9
Janitorial services.....	12/03	56172-	135.014	134.894	135.249	135.551	136.643	0.8	4.1
Waste collection.....	12/03	5621--	169.251	171.255	171.487	171.639	173.951	1.3	10.7
Amusement and theme parks.....	06/06	71311-	201.852	205.523	208.397	210.730	211.005	0.1	7.0
Golf courses and country clubs.....	12/05	71391-	147.933	148.375	150.206	151.587	159.418	5.2	9.2
Fitness and recreational sports centers.....	12/04	71394-	112.311	113.384	113.384	113.625	115.976	2.1	6.1
Accommodation.....	12/96	721--	187.105	192.988	189.549	189.565	188.919	-0.3	7.9
Commercial machinery repair and maintenance.....	06/06	8113--	175.473	179.217	179.394	179.406	179.404	0.0	12.3

¹ Indexes in this table are derived from the net-output-weighted industry price indexes. Because of differences in coverage and aggregation methodology, they will generally not match the movements of similarly titled indexes which are derived from traditional commodity groupings.

² All indexes are subject to revision for 4 months after their originally scheduled publication to incorporate late reports and corrections by survey respondents.

³ Formerly titled "Total traditional service industries."

p Preliminary

-- Data not available.

Table 11. Producer price indexes for net output of selected industries and their products, not seasonally adjusted
 [January 2023]

Title ¹	Industry code	Product code	Index base	Unadjusted index ²				
				Sept. 2022	Oct. 2022 ^p	Nov. 2022 ^p	Dec. 2022 ^p	Jan. 2023 ^p
Logging.....	1133		12/81	221.294	220.188	220.652	219.907	218.270
Logging.....	11331		12/81	221.294	220.188	220.652	219.907	218.270
Logging.....	113310		12/81	221.427	220.321	220.785	220.039	218.401
Primary products.....		113310-P	12/81	230.158	229.007	229.490	228.715	227.012
Secondary products and miscellaneous receipts.....		113310-SM						
Mining								
Total mining industries.....			12/84	296.849	260.457	251.160	257.606	244.434
Oil and gas extraction.....	211		12/85	322.595	259.278	241.837	256.587	234.114
Oil and gas extraction.....	2111		12/85	322.595	259.278	241.837	256.587	234.114
Crude petroleum and natural gas extraction.....	211111		06/02	331.373	269.328	249.188	260.675	224.259
Primary products.....		211111-P	06/84	291.882	237.232	219.491	229.609	197.533
Crude petroleum.....		211111-1	06/84	259.555	265.881	259.138	224.528	219.663
Natural gas (from the wellhead).....		211111-3	06/84	286.406	184.995	159.728	207.597	140.257
Natural gas liquids extraction.....	211112		06/02	272.229	203.853	200.233	230.957	279.754
Primary products.....		211112-P	06/02	271.006	202.937	199.333	229.919	278.497
Natural gas liquids.....		211112-1	06/84	250.257	216.613	219.057	190.924	186.363
Isopentane and natural gasoline.....		211112-11	06/84	266.606	281.543	266.943	255.661	293.647
Propane.....		211112-12	06/84	212.999	182.134	179.263	139.378	165.456
Butane.....		211112-13	06/84	181.250	167.075	169.003	152.665	182.914
Plant condensate, ethane, gas mixtures, and other natural gas liquids.....		211112-14	06/96	280.915	229.886	238.724	209.172	178.377
Residue gas shipped from natural gas liquids plants.....		211112-3	06/84	308.353	202.242	192.479	282.593	440.037
Mining (except oil & gas).....	212		12/03	325.073	323.331	325.486	314.168	324.854
Coal mining.....	2121		12/85	316.892	317.849	312.411	286.824	293.113
Coal mining.....	21211		12/01	341.410	342.441	336.582	309.015	315.791
Coal mining.....	212110		12/22	—	—	—	100.000	102.193
Primary products.....		212110-P	12/22	—	—	—	100.000	102.193
Coal, utility sold.....		212110-1	12/22	—	—	—	100.000	102.808
Bituminous coal and lignite surface mining (utility sold).....		212110-11	12/01	206.484	209.077	210.073	204.465	207.985
Raw bituminous and lignite from surface mining operations (utility sold).....		212110-111	12/01	213.748	214.355	213.976	213.357	216.256
Processed bituminous coal and lignite surface operations (utility sold).....		212110-113	12/01	205.193	208.353	209.739	202.708	206.419
Bituminous coal underground mining (utility sold).....		212110-12	12/01	516.336	514.745	498.923	440.524	455.466
Raw bituminous coal shipped from underground mining operations (utility sold).....		212110-121	12/22	—	—	—	100.000	105.654
Processed bituminous coal shipped from underground mines (utility sold).....		212110-123	12/01	588.627	586.814	568.776	502.201	517.706
Coal exports.....		212110-4	12/22	—	—	—	100.000	99.533
Coal non-utility sold (including anthracite).....		212110-5	12/79	433.202	438.499	438.499	438.499	435.586
Metal ore mining.....	2122		12/84	404.095	394.410	415.277	414.594	438.054
Iron ore mining.....	21221		12/84	209.247	209.989	213.087	212.792	214.648
Iron ore mining.....	212210		12/84	209.247	209.989	213.087	212.792	214.648
Primary products.....		212210-P	12/84	214.268	215.028	218.201	217.898	219.798
Iron ore (including crude, concentrates, agglomerates and pellets).....		212210-0	12/97	222.135	222.922	226.211	225.898	227.868
Copper, nickel, lead & zinc mining.....	21223		06/88	384.217	389.709	437.420	418.061	446.249
Copper, nickel, lead and zinc mining.....	212230		06/88	395.713	401.378	450.497	430.655	459.709
Primary products.....		212230-P	12/03	353.354	357.528	403.282	376.105	404.672
Secondary products and miscellaneous receipts.....		212230-SM						
Other metal ore mining.....	21229		12/85	1,002.068	912.571	—	—	—
Other metal ore mining.....	212290		12/85	3,307.553	3,012.346	—	—	—
Primary products.....		212290-P	12/03	2,559.458	2,327.797	—	—	—
Other metal ores, including uranium.....		212290-1	12/03	2,559.458	2,327.797	—	—	—
Secondary products and miscellaneous receipts.....		212290-SM2						
Nonmetallic mineral mining & quarrying.....	2123		12/84	354.977	355.065	354.469	355.400	363.011
Stone mining & quarrying.....	21231		12/84	388.533	387.593	386.828	389.639	400.598
Dimension stone mining and quarrying.....	212311		06/85	284.217	284.217	284.217	284.217	312.809
Primary products.....		212311-P	06/85	272.569	272.569	272.569	272.569	301.124
Dimension stone.....		212311-0	06/85	272.569	272.569	272.569	272.569	301.124
Secondary products and miscellaneous receipts.....		212311-SM						
Crushed and broken limestone mining.....	212312		12/83	397.909	397.532	397.843	402.650	409.595
Primary products.....		212312-P	12/83	403.523	403.121	403.452	408.564	413.553
Crushed and broken limestone.....		212312-0	12/83	403.523	403.121	403.452	408.564	413.553
Secondary products and miscellaneous receipts.....		212312-SM						

See footnotes at end of table.

Table 11. Producer price indexes for net output of selected industries and their products, not seasonally adjusted — Continued
[January 2023]

Title ¹	Industry code	Product code	Index base	Unadjusted index ²				
				Sept. 2022	Oct. 2022 ^P	Nov. 2022 ^P	Dec. 2022 ^P	Jan. 2023 ^P
Crushed and broken limestone mining - Continued								
Crushed and broken granite mining.....	212313		12/83	499.301	504.728	496.116	492.813	497.465
Primary products.....		212313-P	12/83	498.949	504.568	495.652	492.233	496.883
Crushed and broken granite.....		212313-0	12/83	498.949	504.568	495.652	492.233	496.883
Secondary products and miscellaneous receipts.....		212313-SM						
Other crushed and broken stone mining.....	212319		12/83	338.731	330.409	330.779	330.898	356.942
Primary products.....		212319-P	12/83	345.309	336.094	336.592	337.069	365.084
Bituminous limestone and sandstone, and other crushed and broken stone.....		212319-0	12/83	345.309	336.094	336.592	337.069	365.084
Secondary products and miscellaneous receipts.....		212319-SM						
Sand/gravel/clay/refractory minerals mining.....	21232		12/03	228.861	229.314	229.137	228.837	238.472
Construction sand and gravel mining.....	212321		06/82	467.520	468.580	468.065	467.156	483.210
Primary products.....		212321-P	06/82	474.732	475.937	475.950	475.027	491.090
Construction sand and gravel (run of pit/bank, washed, screened, etc).....		212321-0	06/82	474.732	475.937	475.950	475.027	491.090
Construction sand and gravel, Midwest.....		212321-02	12/12	177.671	178.051	178.010	177.216	186.601
Construction sand and gravel, West.....		212321-04	12/12	164.232	164.842	164.879	164.745	166.702
Secondary products and miscellaneous receipts.....		212321-SM						
Miscellaneous receipts.....		212321-M	06/82	444.711	444.711	444.711	444.711	460.630
Kaolin, clay, and ceramic and refractory minerals mining.....	212323		12/22	—	—	—	100.000	107.470
Primary products.....		212323-P	12/22	—	—	—	100.000	107.470
Kaolin and ball clay.....		212323-1	06/84	247.499	247.499	247.499	247.499	281.061
Bentonite.....		212323-2	06/84	219.457	221.364	221.364	221.364	225.837
Secondary products and miscellaneous receipts.....		212323-SM						
Other nonmetallic mineral mining & quarrying.....	21239		12/84	289.040	290.143	289.450	288.852	278.954
Other nonmetallic mineral mining and quarrying.....	212390		12/22	—	—	—	100.000	96.573
Primary products.....		212390-P	12/22	—	—	—	100.000	96.573
Rock salt.....		212390-5	12/84	402.071	402.071	402.393	402.393	403.067
All other nonmetallic minerals, including gypsum.....		212390-9	06/85	358.821	357.401	354.413	354.413	363.379
Secondary and miscellaneous.....		212390-SM						
Mining support activities.....	213		06/09	122.387	122.675	123.218	123.098	123.209
Mining support activities.....	2131		06/09	122.387	122.675	123.218	123.098	123.209
Mining support activities.....	21311		06/09	122.387	122.675	123.218	123.098	123.209
Drilling oil and gas wells.....	213111		12/85	396.242	397.318	400.594	405.369	406.888
Primary services.....		213111-P	12/85	393.551	394.619	397.873	402.615	404.124
Oil and gas well directional drilling control.....		213111-03	12/03	131.229	135.063	135.478	147.496	147.496
Drilling oil and gas wells, including drilling in, spudding in or tailing in.....		213111-04	12/85	388.493	388.493	391.774	393.530	395.308
Reworking oil and gas wells.....		213111-05	12/92	400.697	400.697	405.098	405.098	405.098
Support activities for oil and gas operations.....	213112		12/85	210.901	211.403	212.052	211.091	211.072
Primary services.....		213112-P	12/85	212.050	212.519	213.192	212.940	212.906
Oil and gas field support services.....		213112-0	12/85	212.050	212.519	213.192	212.940	212.906
Secondary products and miscellaneous receipts.....		213112-SM						
Support activities for coal mining.....	213113		06/85	205.463	205.463	208.797	207.927	208.750
Primary services.....		213113-P	06/85	207.239	207.239	210.602	209.724	210.554
Coal mining services.....		213113-0	06/85	207.239	207.239	210.602	209.724	210.554
Support activities for metal mining.....	213114		12/85	274.986	274.986	274.986	268.749	268.749
Primary services.....		213114-P	12/85	278.193	278.193	278.193	271.883	271.883
Metal mining services.....		213114-0	12/85	278.193	278.193	278.193	271.883	271.883
Support activities for nonmetallic minerals (except fuels) mining.....	213115		06/85	146.044	—	—	—	—
Primary services.....		213115-P	06/85	140.563	—	—	—	—
Nonmetallic minerals (except fuels) mining support activity.....		213115-0	06/85	140.563	—	—	—	—
Utilities.....	221		12/03	227.071	199.020	189.967	223.902	208.582
Electric power generation, transmission, and distribution.....	2211		12/03	228.061	195.671	185.649	225.911	203.032
Electric power generation.....	22111		12/03	286.923	207.847	194.515	317.753	229.683
Electric power generation.....	221110		12/03	286.887	207.824	194.493	317.710	229.622
Primary products.....		221110-P	12/03	295.036	212.212	198.596	329.216	236.944
Utilities.....		221110-4	12/03	286.738	211.914	198.758	274.809	246.128
Non-utilities.....		221110-5	12/03	276.935	193.311	180.449	355.856	225.406
Secondary products and miscellaneous receipts.....		221110-SM						
Electric power transmission, control, and distribution.....	22112		12/03	201.175	188.542	180.007	185.343	187.994
Electric bulk power transmission and control.....	221121		12/03	205.485	204.348	205.000	204.022	205.086
Primary products.....		221121-P	12/03	205.951	204.811	205.465	204.485	205.552
Electric bulk power transmission and control.....		221121-3	12/03	205.951	204.811	205.465	204.485	205.552

See footnotes at end of table.

Table 11. Producer price indexes for net output of selected industries and their products, not seasonally adjusted — Continued
[January 2023]

Title ¹	Industry code	Product code	Index base	Unadjusted index ²				
				Sept. 2022	Oct. 2022 ^p	Nov. 2022 ^p	Dec. 2022 ^p	Jan. 2023 ^p
Electric bulk power transmission and control - Continued								
Electric power distribution.....	221122		12/03	201.237	188.128	179.215	184.813	187.513
Primary products.....		221122-P	12/90	226.838	218.368	212.271	214.229	224.306
Residential electric power.....		221122-41	12/90	218.395	215.102	211.966	212.921	220.077
New England residential electric power.....		221122-411	12/90	194.601	209.997	209.997	212.282	242.529
Middle Atlantic residential electric power.....		221122-412	12/90	185.821	189.357	183.048	186.747	188.302
East North Central residential electric power.....		221122-413	12/90	206.845	191.376	191.928	196.821	204.153
West North Central residential electric power.....		221122-414	12/90	183.104	172.510	163.946	157.438	159.614
South Atlantic residential electric power.....		221122-415	12/90	201.260	197.432	195.214	196.615	199.257
East South Central residential electric power.....		221122-416	12/90	233.384	228.821	226.874	229.735	239.681
West South Central residential electric power.....		221122-417	12/90	252.030	246.246	240.893	237.484	243.357
Mountain residential electric power.....		221122-418	12/90	169.760	170.616	165.738	165.828	169.168
Pacific residential electric power.....		221122-419	12/90	300.878	301.316	301.267	301.252	317.821
Commercial electric power.....		221122-42	12/90	224.193	212.752	204.484	206.340	216.872
New England commercial electric power.....		221122-421	12/90	249.336	252.417	252.417	255.484	287.388
Middle Atlantic commercial electric power.....		221122-422	12/90	207.855	193.614	181.401	190.174	198.721
East North Central commercial electric power.....		221122-423	12/90	196.138	180.812	180.036	184.186	194.423
West North Central commercial electric power.....		221122-424	12/90	170.610	166.231	157.788	149.237	152.167
South Atlantic commercial electric power.....		221122-425	12/90	163.547	162.750	162.514	163.656	168.454
East South Central commercial electric power.....		221122-426	12/90	217.339	202.724	198.104	204.422	210.363
West South Central commercial electric power.....		221122-427	12/90	258.419	250.535	240.157	233.657	241.952
Mountain commercial electric power.....		221122-428	12/90	147.924	148.604	145.654	145.721	149.735
Pacific commercial electric power.....		221122-429	12/90	369.831	331.249	301.677	301.637	327.813
Industrial electric power.....		221122-43	12/90	254.327	238.397	229.017	233.942	251.497
New England industrial electric power.....		221122-431	12/90	168.736	179.887	206.870	272.063	250.612
Middle Atlantic industrial electric power.....		221122-432	12/90	231.614	228.789	218.456	208.061	215.600
East North Central industrial electric power.....		221122-433	12/90	285.056	247.392	248.167	250.707	267.182
West North Central industrial electric power.....		221122-434	12/90	199.572	187.976	174.433	174.403	179.985
South Atlantic industrial electric power.....		221122-435	12/90	160.015	161.142	160.561	160.945	162.822
East South Central industrial electric power.....		221122-436	12/90	223.300	198.475	194.803	199.590	205.463
West South Central industrial electric power.....		221122-437	12/90	300.180	296.816	298.451	291.817	297.713
Mountain industrial electric power.....		221122-438	12/90	257.339	241.384	187.140	191.176	280.047
Pacific industrial electric power.....		221122-439	12/90	333.847	294.238	265.144	265.076	289.166
Transportation electric power.....		221122-45	12/10	126.175	119.631	119.011	119.386	126.192
Secondary products and miscellaneous receipts.....		221122-SM						
Miscellaneous receipts.....		221122-M	12/90	189.656	189.622	188.950	186.656	189.707
Natural gas distribution.....	2212		12/03	196.261	188.664	184.514	189.393	203.063
Natural gas distribution.....	22121		12/03	196.261	188.664	184.514	189.393	203.063
Natural gas distribution.....	221210		12/03	196.173	188.573	184.421	189.334	203.001
Primary products.....		221210-P	12/90	320.141	306.906	299.600	311.717	335.303
Natural gas to ultimate consumers.....		221210-11	12/90	325.189	309.890	301.396	314.043	337.763
Residential natural gas.....		221210-112	12/90	313.870	308.064	303.583	312.561	349.041
New England residential natural gas.....		221210-1121	06/12	169.451	172.642	188.242	186.072	185.477
Middle Atlantic residential natural gas.....		221210-1122	06/12	149.150	153.136	152.918	154.312	160.859
East North Central residential natural gas.....		221210-1123	06/12	186.077	181.533	176.360	180.842	178.514
West North Central residential natural gas.....		221210-1124	06/12	177.785	161.466	153.961	172.514	174.675
South Atlantic residential natural gas.....		221210-1125	06/12	159.945	156.819	147.330	146.163	149.101
East South Central residential natural gas.....		221210-1126	06/12	138.260	141.471	132.549	125.444	124.628
West South Central residential natural gas.....		221210-1127	06/12	232.124	224.976	219.045	222.872	221.361
Mountain residential natural gas.....		221210-1128	06/12	190.785	197.166	196.794	196.546	205.444
Pacific residential natural gas.....		221210-1129	06/12	185.798	173.526	175.617	194.316	323.393
Commercial natural gas.....		221210-113	12/90	330.101	317.801	312.757	328.128	367.682
New England commercial natural gas.....		221210-1131	06/12	180.063	183.832	201.624	196.814	197.252
Middle Atlantic commercial natural gas.....		221210-1132	06/12	150.960	142.963	142.208	146.884	144.973
East North Central commercial natural gas.....		221210-1133	06/12	199.555	194.929	193.254	202.352	199.491
West North Central commercial natural gas.....		221210-1134	06/12	202.176	177.008	167.215	191.119	189.480
South Atlantic commercial natural gas.....		221210-1135	06/12	162.311	160.079	144.992	147.242	151.894
East South Central commercial natural gas.....		221210-1136	06/12	171.329	165.054	151.764	146.678	141.140
West South Central commercial natural gas.....		221210-1137	06/12	258.509	256.683	239.959	241.360	242.158
Mountain commercial natural gas.....		221210-1138	06/12	203.677	213.670	213.274	213.110	223.506
Pacific commercial natural gas.....		221210-1139	06/12	222.207	199.239	210.763	246.953	447.712
Industrial natural gas.....		221210-114	12/90	289.114	269.585	259.221	270.402	278.317
New England industrial natural gas.....		221210-1141	09/16	188.164	193.777	211.195	205.531	206.108
Middle Atlantic industrial natural gas.....		221210-1142	09/16	172.840	203.688	201.172	207.869	189.497
East North Central industrial natural gas.....		221210-1143	06/12	208.548	184.035	181.403	193.520	184.836
West North Central industrial natural gas.....		221210-1144	06/12	190.803	182.211	174.188	201.277	204.666
South Atlantic industrial natural gas.....		221210-1145	09/16	179.177	172.786	165.603	167.345	173.263
East South Central industrial natural gas.....		221210-1146	09/16	179.274	182.451	171.951	169.324	154.214

See footnotes at end of table.

Table 11. Producer price indexes for net output of selected industries and their products, not seasonally adjusted — Continued
[January 2023]

Title ¹	Industry code	Product code	Index base	Unadjusted index ²				
				Sept. 2022	Oct. 2022 ^P	Nov. 2022 ^P	Dec. 2022 ^P	Jan. 2023 ^P
Natural gas distribution - Continued								
West South Central industrial natural gas.....		221210-1147	09/16	257.456	224.398	196.215	198.480	198.180
Mountain industrial natural gas.....		221210-1148	09/16	149.032	150.153	150.181	150.181	159.406
Pacific industrial natural gas.....		221210-1149	09/16	138.323	129.314	144.898	156.409	202.345
To electric power.....		221210-115	12/90	292.834	269.583	257.286	271.128	274.172
Delivered to ultimate consumers for the account of others (transportation only) . . .		221210-12	12/90	253.441	253.103	253.182	260.929	280.914
Industrial consumer.....		221210-122	12/90	245.371	246.310	245.731	247.426	260.732
Other consumers.....		221210-123	12/90	518.424	516.049	517.083	540.642	589.878
Secondary products and miscellaneous receipts.....		221210-SM						
Miscellaneous receipts.....		221210-M	12/90	199.079	196.892	197.613	198.646	198.713
Construction industries								
New industrial building construction.....	236211		06/07	186.450	191.711	192.024	191.863	193.243
Primary products.....		236211-P	06/07	186.450	191.711	192.024	191.863	193.243
New warehouse building construction.....	236221		12/04	231.276	235.889	236.600	236.056	235.956
Primary products.....		236221-P	12/04	231.276	235.889	236.600	236.056	235.956
New school building construction.....	236222		12/05	216.886	223.957	223.939	223.625	226.857
Primary products.....		236222-P	12/05	216.886	223.957	223.939	223.625	226.857
New office building construction.....	236223		06/06	194.886	199.244	199.408	200.129	206.878
Primary products.....		236223-P	06/06	194.886	199.244	199.408	200.129	206.878
New health care building construction.....	236224		06/12	151.911	156.936	157.075	157.193	159.896
Primary products.....		236224-P	06/12	151.911	156.936	157.075	157.193	159.896
Concrete contractors, nonresidential building work.....	23811X		12/07	176.902	178.789	179.088	179.544	178.194
Primary products.....		23811X-P	12/07	176.902	178.789	179.088	179.544	178.194
Roofing contractors, nonresidential building work.....	23816X		12/07	184.776	188.047	189.153	189.626	200.025
Primary products.....		23816X-P	12/07	184.776	188.047	189.153	189.626	200.025
Electrical contractors, nonresidential building work.....	23821X		12/07	160.833	162.541	162.552	162.339	173.947
Primary products.....		23821X-P	12/07	160.833	162.541	162.552	162.339	173.947
Plumbing, heating and air-conditioning contractors, nonresidential building work.....	23822X		12/07	164.696	170.227	170.524	170.999	172.437
Primary products.....		23822X-P	12/07	164.696	170.227	170.524	170.999	172.437
Manufacturing								
Total manufacturing industries.....			12/84	251.891	254.013	252.922	244.845	248.887
Food mfg.....	311		12/84	255.916	254.309	256.333	254.336	255.641
Animal food mfg.....	3111		12/03	220.250	218.098	218.234	217.781	218.947
Animal food mfg.....	31111		12/03	221.518	219.354	219.490	219.035	220.207
Dog and cat food manufacturing.....	311111		12/85	274.447	274.534	276.814	276.979	277.838
Primary products.....		311111-P	12/85	280.944	281.021	283.611	283.817	284.701
Dog food.....		311111-1	12/85	296.934	297.045	300.762	301.062	302.190
Canned dog food.....		311111-11	12/98	218.772	218.772	218.909	218.909	218.909
Dry and semi moist dog food.....		311111-14	12/11	136.841	136.915	139.349	139.549	140.184
Cat food.....		311111-4	12/85	255.151	255.151	255.269	255.269	255.665
Canned cat food.....		311111-44	12/11	157.472	157.472	157.490	157.490	157.490
Dry and semi moist cat food.....		311111-45	12/98	202.418	202.418	202.639	202.639	203.041
Secondary products and miscellaneous receipts.....		311111-SM						
Miscellaneous receipts.....		311111-M1	12/10	140.190	140.190	140.432	140.432	140.432
Other animal food manufacturing.....	311119		12/80	258.396	254.105	252.923	251.927	253.647
Primary products.....		311119-P	12/80	252.622	248.312	247.567	246.579	248.110
Complete swine feed, supplements, concentrates, and premixes.....		311119-B	12/11	133.329	129.639	129.476	124.815	125.529
Complete beef cattle feed, supplements, concentrates, and premixes.....		311119-H	12/11	137.753	138.318	138.375	134.566	135.345
Poultry, exc. chicken and turkey, and livestock, exc. cattle and swine, feed.....		311119-N	12/80	354.667	355.390	356.030	356.715	354.544
Pet (excluding dog and cat), laboratory, and fur animal feed.....		311119-R	06/91	258.525	258.829	257.736	259.086	259.564
Chicken and turkey feed, supplements, concentrates, and premixes.....		311119-1	12/80	214.373	207.541	205.768	205.107	207.592
Complete dairy cattle feed, supplements, concentrates, and premixes.....		311119-5	12/11	142.347	140.884	141.189	143.916	144.773
Other prepared animal feeds, including feeding materials and adjuncts.....		311119-9	12/80	316.772	314.332	314.418	311.576	311.952
Secondary products and miscellaneous receipts.....		311119-SM						
Miscellaneous receipts.....		311119-M	12/80	287.903	284.048	275.358	274.048	277.676
Secondary products.....		311119-S	12/80	368.057	368.288	367.797	369.126	377.533
Grain & oilseed milling.....	3112		12/03	202.024	198.886	200.392	197.753	198.505
Flour milling & malt mfg.....	31121		12/03	219.431	224.754	225.824	223.800	224.600
Flour milling.....	311211		06/83	259.142	266.715	267.961	263.144	261.624
Primary products.....		311211-P	06/83	262.428	270.721	272.253	267.842	266.323
Prepared flour mixes, including refrigerated and frozen doughs and batters, made in flour mills.....		311211-A	06/83	259.387	259.396	259.606	260.999	264.309

See footnotes at end of table.

Table 11. Producer price indexes for net output of selected industries and their products, not seasonally adjusted — Continued
 [January 2023]

Title ¹	Industry code	Product code	Index base	Unadjusted index ²				
				Sept. 2022	Oct. 2022 ^P	Nov. 2022 ^P	Dec. 2022 ^P	Jan. 2023 ^P
Flour milling - Continued								
Wheat flour (except flour mixes), made in flour mills.....		311211-1	06/83	284.417	291.711	294.546	285.824	284.023
Wheat mill products, except flour.....		311211-4	06/83	153.696	178.243	181.629	196.732	187.613
Corn mill products.....		311211-7	06/83	212.187	231.889	229.366	229.753	234.450
Other grain mill products.....		311211-9	06/83	358.988	334.013	329.350	327.442	324.239
Secondary products and miscellaneous receipts.....		311211-SM						
Miscellaneous receipts.....		311211-M	06/92	209.315	208.751	203.518	185.625	175.910
Rice milling.....	311212		06/84	235.802	239.097	240.670	245.511	253.388
Primary products.....		311212-P	06/84	235.028	238.312	239.880	244.705	252.556
Milled rice and byproducts.....		311212-0	12/03	226.330	229.492	231.002	235.649	243.209
Milled rice (incl second heads, screenings, brewers, bran, sharps, rice flour, and byproducts).....		311212-04	06/03	256.613	258.884	262.999	266.352	271.534
Head rice not packaged with other ingredients.....		311212-06	12/11	133.457	135.597	136.343	137.457	144.000
Malt manufacturing.....	311213		06/85	185.184	185.187	185.087	185.176	186.290
Primary products.....		311213-P	06/85	182.146	182.149	182.042	182.137	183.258
Malt and malt byproducts.....		311213-0	06/85	182.146	182.149	182.042	182.137	183.258
Secondary products and miscellaneous receipts.....		311213-SM1						
Starch & vegetable fats & oils mfg.....	31122		12/03	208.894	201.822	203.399	199.685	200.148
Wet corn milling and starch manufacturing.....	311221		06/85	240.709	240.125	236.615	236.030	243.333
Primary products.....		311221-P	06/85	265.989	265.326	261.078	260.231	268.149
Wet process corn byproducts.....		311221-A	06/85	319.619	323.990	329.051	328.326	327.875
Corn sweeteners, made by wet milling.....		311221-1	06/85	246.604	245.177	232.021	228.720	236.767
Manufactured starch, made by wet milling.....		311221-4	06/85	264.714	267.515	264.767	265.365	262.857
Secondary products and miscellaneous receipts.....		311221-SM						
Soybean and other oilseed processing.....	311224		12/11	126.776	121.423	123.278	121.043	120.350
Primary products.....		311224-P	12/11	110.195	106.956	110.818	106.985	107.612
Cottonseed cake, meal, hulls, and other byproducts.....		311224-B	06/85	636.285	687.638	685.570	653.128	656.097
Cottonseed cake and meal.....		311224-B1	12/11	133.879	149.249	148.055	137.753	138.738
Soybean oil.....		311224-3	12/79	245.765	241.389	260.240	238.647	232.875
Crude soybean oil, degummed, made from soybeans crushed in the same establishment.....		311224-31	05/88	188.823	190.071	195.569	194.191	190.839
Soybean oil, all other types.....		311224-32	12/03	321.961	312.888	344.095	304.781	296.024
Soybean cake, meal, and other byproducts.....		311224-4	12/79	142.046	134.889	136.831	136.634	139.781
Soybean cake and meal.....		311224-41	12/09	96.441	92.926	91.657	92.836	94.935
Other soybean products, including isolates and concentrates.....		311224-42	12/09	232.296	191.696	250.512	221.959	227.747
Cotton linters.....		311224-7	06/85	218.993	228.741	229.072	229.950	229.801
Other crude and refined vegetable oils and other vegetable mill products.....		311224-9	12/11	200.158	201.678	198.599	199.231	198.204
Other crude vegetable oils, including linseed, peanut, sunflower, safflower, etc.....		311224-91	01/99	387.434	391.751	388.334	390.907	386.430
Other vegetable oil mill products, including all oil seed cake and meal.....		311224-93	12/85	318.158	321.489	312.771	309.768	310.001
Secondary products and miscellaneous receipts.....		311224-SM						
Miscellaneous products.....		311224-M	12/11	131.444	131.294	126.635	123.669	119.144
Fats and oils refining and blending.....	311225		12/81	414.288	398.334	404.820	391.288	392.689
Primary products.....		311225-P	12/81	442.412	427.332	439.192	421.204	412.385
Shortening and cooking oils.....		311225-2	12/81	423.774	407.518	420.595	401.224	390.581
Margarine, butter blends, and butter substitutes.....		311225-4	02/04	173.710	173.362	172.736	172.261	-
Secondary products and miscellaneous receipts.....		311225-SM						
Secondary products.....		311225-S	02/04	199.888	180.188	162.109	166.628	-
Breakfast cereal manufacturing.....	31123		12/03	156.176	155.763	158.116	158.118	160.108
Breakfast cereal manufacturing.....	311230		12/83	259.774	259.087	263.001	263.005	266.315
Primary products.....		311230-P	12/83	267.675	267.675	272.372	272.372	276.057
Breakfast cereal.....		311230-1	12/83	266.301	266.301	270.974	270.974	274.640
Secondary products and miscellaneous receipts.....		311230-SM						
Sugar & confectionery product mfg.....	3113		12/84	242.279	244.159	246.080	246.772	248.100
Sugar mfg.....	31131		12/03	179.457	180.362	180.221	181.783	183.995
Beet sugar manufacturing.....	311313		06/82	187.386	187.376	184.600	185.935	186.940
Primary products.....		311313-P	06/82	191.804	191.793	188.896	190.242	191.276
Beet sugar.....		311313-0	06/82	195.017	195.005	192.060	193.429	194.481
Secondary products and miscellaneous receipts.....		311313-SM1						
Cane sugar manufacturing.....	311314		12/11	109.539	110.461	111.386	112.453	114.255
Primary products.....		311314-P	12/11	109.678	110.664	111.506	112.547	114.377
Raw cane sugar and sugarcane mill products and byproducts.....		311314-1	06/82	204.153	207.281	208.002	210.322	217.082
Refined granulated cane sugar and byproducts.....		311314-3	06/82	235.978	237.039	239.544	241.472	242.921
Secondary products and miscellaneous receipts.....		311314-SM						
Nonchocolate confectionery mfg.....	31134		12/03	173.880	174.724	176.300	177.550	178.213

See footnotes at end of table.

Table 11. Producer price indexes for net output of selected industries and their products, not seasonally adjusted — Continued
[January 2023]

Title ¹	Industry code	Product code	Index base	Unadjusted index ²				
				Sept. 2022	Oct. 2022 ^P	Nov. 2022 ^P	Dec. 2022 ^P	Jan. 2023 ^P
Nonchocolate confectionery mfg - Continued								
Nonchocolate confectionery manufacturing.....	311340		12/03	173.827	174.671	176.247	177.496	178.159
Primary products.....		311340-P	12/03	175.226	175.846	177.401	178.880	179.582
Nonchocolate-type confectioneries.....		311340-5	06/83	267.573	268.921	271.746	274.215	275.698
Other confectionery-type products.....		311340-7	06/91	223.126	223.126	223.126	233.871	233.871
Secondary products and miscellaneous receipts.....		311340-SM						
Secondary products.....		311340-S	12/03	181.438	184.231	186.390	186.188	186.261
Chocolate and confectionery manufacturing.....	31135		12/11	121.790	123.126	124.690	124.318	124.532
Chocolate and confectionery mfg. from cacao.....	311351		12/11	135.059	137.677	139.239	139.612	140.129
Primary products.....		311351-P	12/11	133.257	136.161	137.892	138.306	138.821
Chocolate coatings, made from cacao beans.....		311351-1	12/11	146.724	152.725	154.402	154.836	153.690
Chocolate/chocolate-type confectionery products, made from cacao beans.....		311351-4	12/11	125.336	125.784	125.784	125.784	125.784
Other chocolate and cocoa products, made from cacao beans.....		311351-7	12/11	129.897	133.051	136.453	137.243	138.368
Secondary products and miscellaneous receipts.....		311351-SM1						
Confectionery mfg. from purchased chocolate.....	311352		12/11	116.118	116.907	118.481	117.786	117.884
Primary products.....		311352-P	12/11	116.294	116.997	118.858	118.019	118.106
Chocolate/confectionery products, made from purchased chocolate.....		311352-3	12/11	114.987	115.690	117.611	116.720	116.806
Secondary products and miscellaneous receipts.....		311352-SM						
Miscellaneous receipts.....		311352-M	12/11	132.741	136.723	136.723	136.723	136.723
Fruit & vegetable preserving & specialty food mfg.....	3114		12/84	235.084	236.739	239.724	240.355	243.670
Frozen food manufacturing.....	31141		12/03	167.318	168.120	171.606	172.051	172.799
Frozen fruit and vegetable manufacturing.....	311411		06/81	312.522	317.333	327.971	328.279	329.955
Primary products.....		311411-P	06/81	280.019	280.992	288.426	288.550	290.343
Frozen fruits, juices, ades, drinks, and cocktails.....		311411-1	06/81	226.871	222.239	232.773	232.730	230.850
Frozen fruits.....		311411-11	12/90	300.144	285.919	281.003	280.903	276.432
Frozen vegetables.....		311411-4	06/81	309.216	312.143	318.811	318.996	322.226
Frozen vegetables, other than potato products.....		311411-47	12/11	139.472	140.925	142.284	142.487	142.416
Frozen potato products (French-fried, patties, puffs, etc.).....		311411-48	12/11	141.265	142.507	146.729	146.729	149.381
Secondary products and miscellaneous receipts.....		311411-SM						
Miscellaneous receipts.....		311411-M	06/97	420.335	477.974	527.379	527.379	535.613
Frozen specialty food manufacturing.....	311412		12/82	196.469	195.663	197.617	198.403	199.171
Primary products.....		311412-P	12/82	200.119	199.505	201.366	202.282	203.081
Frozen dinners (beef, pork, and poultry pies) and nationality foods, incl. frozen pizza.....		311412-1	12/82	181.291	180.602	182.609	183.637	184.572
Other frozen specialties, incl. all whipped topping, waffles, soups, etc., excluding seafood.....		311412-4	06/91	222.690	222.690	223.117	223.117	222.908
Secondary products and miscellaneous receipts.....		311412-SM						
Secondary products.....		311412-S	12/82	190.751	184.600	190.304	188.458	186.357
Fruit & vegetable canning, pickling & drying.....	31142		12/03	183.545	185.109	186.415	186.912	190.832
Fruit and vegetable canning.....	311421		06/81	269.641	272.134	275.361	276.116	281.078
Primary products.....		311421-P	06/81	270.483	272.593	275.914	276.788	281.517
Canned catsup and other tomato based sauces.....		311421-D	06/81	229.636	233.124	235.225	236.547	236.646
Canned jams, jellies, and preserves.....		311421-G	06/81	257.834	257.936	258.012	257.804	261.861
Canned and fresh fruit juices, nectars, and concentrates.....		311421-K	12/11	126.478	127.695	129.368	129.237	136.467
Pickles and other pickled products, including horseradish.....		311421-Q	06/81	327.822	330.045	332.002	331.971	331.971
Canned fruits, excluding baby foods.....		311421-1	06/81	316.056	317.940	318.855	319.390	331.813
Canned vegetables.....		311421-5	06/81	291.339	292.058	298.730	301.804	299.533
Secondary products and miscellaneous receipts.....		311421-SM						
Miscellaneous receipts.....		311421-M	06/81	155.362	157.884	162.879	153.107	153.522
Secondary products.....		311421-S	06/81	310.063	317.663	318.611	323.173	338.387
Specialty canning.....	311422		12/82	314.027	314.005	314.453	314.945	318.005
Primary products.....		311422-P	12/82	338.073	338.040	338.702	339.428	343.205
Canned baby foods and other canned specialty/nationality foods.....		311422-5	06/08	143.246	143.214	143.067	143.067	149.700
Canned soups and stews, excluding frozen and seafood.....		311422-6	12/82	456.915	456.872	457.658	457.658	457.658
Canned dry beans.....		311422-7	12/82	195.188	195.188	196.224	198.629	198.629
Secondary products and miscellaneous receipts.....		311422-SM						
Dried and dehydrated food manufacturing.....	311423		12/82	278.472	283.928	283.362	284.538	298.362
Primary products.....		311423-P	12/82	290.927	297.486	296.315	297.839	313.387
Soup mixes (including dried/dehydrated/freeze-dried) and bouillon.....		311423-1	12/82	210.198	224.384	214.006	214.006	227.496
Dried and dehydrated fruits and vegetables, including freeze-dried.....		311423-5	12/82	283.038	286.868	289.551	291.697	299.811
Secondary products and miscellaneous receipts.....		311423-SM						
Dairy product mfg.....	3115		12/84	250.876	251.911	251.902	249.759	245.830
Dairy product (except frozen) mfg.....	31151		12/03	180.029	180.782	180.726	179.051	176.098
Fluid milk manufacturing.....	311511		12/82	298.004	298.944	303.039	301.550	302.918

See footnotes at end of table.

Table 11. Producer price indexes for net output of selected industries and their products, not seasonally adjusted — Continued
 [January 2023]

Title ¹	Industry code	Product code	Index base	Unadjusted index ²				
				Sept. 2022	Oct. 2022 ^P	Nov. 2022 ^P	Dec. 2022 ^P	Jan. 2023 ^P
Fluid milk manufacturing - Continued								
Primary products.....		311511-P	12/82	277.844	277.467	281.675	279.652	280.573
Yogurt, except frozen.....		311511-A	12/82	174.886	176.757	176.681	176.667	176.725
Perishable dairy product substitutes.....		311511-D	12/91	155.554	155.767	155.767	166.059	191.030
Fluid milk and cream, bulk sales.....		311511-1	12/91	244.634	248.616	249.098	243.951	231.441
Fluid milk and related products, packaged (incl. cartons, bottles, cans, etc.) excl. U.H.T.....		311511-5	12/82	299.571	296.805	303.936	300.399	298.869
Whole fluid milk, packaged, excluding U.H.T. and flavored.....		311511-51	12/82	279.383	276.725	283.407	278.366	278.297
Fluid milk, lowfat, incl. 2.0, 1.0, and 0.5 percent packaged, excl. U.H.T. and flavored.....		311511-52	12/82	307.286	302.914	310.892	307.819	308.337
Fat free or skim milk, packaged, excluding U.H.T. and flavored.....		311511-53	12/82	307.662	301.144	310.269	309.688	309.840
Other fluid milk related products, incl. heavy & light cream, unflavored sour cream, etc.....		311511-59	06/98	259.418	261.828	265.813	263.262	257.161
Cottage cheese (including bakers', pot, and farmers' cheese).....		311511-7	12/82	315.160	313.911	317.509	313.071	313.468
Other packaged milk products incl. flavored milks, eggnog, buttermilk etc.....		311511-9	12/91	274.157	273.554	278.754	277.692	285.099
Secondary products and miscellaneous receipts.....		311511-SM						
Miscellaneous receipts.....		311511-M	12/82	449.855	460.269	463.136	461.368	471.782
Secondary products.....		311511-S	12/82	254.127	258.455	261.153	264.040	267.775
Creamery butter manufacturing.....	311512		06/84	225.912	227.083	206.690	198.323	173.572
Primary products.....		311512-P	06/84	222.418	223.570	203.493	195.254	170.887
Creamery butter.....		311512-0	06/84	222.418	223.570	203.493	195.254	170.887
Cheese manufacturing.....	311513		06/81	216.349	221.741	221.497	222.117	217.280
Primary products.....		311513-P	06/81	195.564	201.588	200.555	201.955	199.784
Raw liquid whey.....		311513-A	12/04	301.865	300.854	257.728	240.284	236.170
Natural cheese (cheddar, Swiss, Italian, brick, cream, grated, dried etc.) excl. cottage cheese.....		311513-1	06/81	183.058	188.399	187.748	190.246	188.266
Natural cheese, except lowfat, shipped in consumer packages or containers (3 lbs. or less).....		311513-1111	12/04	144.224	144.083	143.687	143.852	143.468
Natural cheese, except lowfat, shipped in packages or containers (more than 3 lbs.) or bulk.....		311513-1121	12/04	122.938	129.335	128.875	131.620	128.763
Lowfat natural cheese, except cottage cheese, shipped in consumer packages (3 lbs. or less).....		311513-1131	06/10	113.061	113.189	113.210	113.213	113.723
Lowfat natural cheese, except cottage cheese, shipped in packages (more than 3 lbs.) or in bulk.....		311513-1141	06/10	133.579	144.215	142.583	148.546	146.826
Process cheese and related products.....		311513-4	06/81	201.686	210.040	207.571	203.703	201.094
Process cheese, shipped in consumer packages or containers (3 lbs. or less)...		311513-41	06/10	133.422	138.779	135.837	133.296	129.568
All other process cheese and related products.....		311513-49	06/10	149.877	156.235	155.562	152.672	152.574
Process cheese, shipped in packages or containers (more than 3 lbs.) or in bulk.....		311513-4921	06/10	147.156	144.392	153.947	152.868	150.734
Cheese food, spread, and other related products.....		311513-4961	12/11	121.011	134.887	124.428	120.388	121.911
Secondary products and miscellaneous receipts.....		311513-SM						
Miscellaneous receipts.....		311513-M	06/81	252.671	256.545	258.493	253.717	270.170
Secondary products.....		311513-S	06/81	284.792	281.348	287.763	281.854	252.519
Dry, condensed, and evaporated dairy products.....	311514		12/83	237.456	230.027	228.205	220.296	217.514
Primary products.....		311514-P	12/83	259.259	246.677	245.847	241.326	238.592
Ice cream mixes and related products.....		311514-A	04/00	158.797	158.847	158.257	155.468	155.054
Dairy product substitutes.....		311514-D	06/92	178.403	178.397	185.733	185.729	185.769
Dry milk products and mixtures.....		311514-1	12/83	236.047	216.131	213.551	208.948	203.934
Milk products, shipped in consumer-type cans, excluding substitutes.....		311514-5	12/83	324.761	325.992	326.702	321.103	334.055
Concentrated milk products shipped in bulk (barrels, drums, and tanks).....		311514-7	12/83	192.033	189.966	179.237	171.368	163.111
Secondary products and miscellaneous receipts.....		311514-SM						
Secondary products.....		311514-S	12/83	154.556	158.254	154.857	141.855	-
Ice cream and frozen dessert mfg.....	31152		12/03	170.404	170.553	171.186	171.200	169.929
Ice cream and frozen dessert manufacturing.....	311520		06/83	273.804	274.044	275.060	275.082	273.039
Primary products.....		311520-P	06/83	276.345	276.628	277.572	277.598	276.476
Ice cream and frozen dessert manufacturing.....		311520-0	06/83	276.345	276.628	277.572	277.598	276.476
Ice cream, incl. custards (excl. lowfat and nonfat) shipped in bulk (containers 3 gal or more).....		311520-01	06/83	286.806	283.069	283.158	281.595	276.996
Ice cream, incl. custards (excl. lowfat and nonfat) shipped in sizes less than 3 gallons.....		311520-02	06/83	273.898	274.457	276.344	276.530	271.231
Ice cream, including custards (excluding lowfat and nonfat), novelty forms.....		311520-03	06/92	210.392	211.350	211.672	211.811	212.562
Ice cream, including custards, lowfat and nonfat.....		311520-04	12/98	158.802	158.802	158.802	158.802	165.594
Frozen desserts containing fats other than butterfat (incl. soy, rice, almond, oats, etc.).....		311520-06	12/22	-	-	-	100.000	100.000
Other frozen desserts (yogurt, sherbet, water ices, mellorine, frozen pudding, gelato, etc.).....		311520-09	12/98	205.424	205.424	205.500	205.553	211.092
Secondary products and miscellaneous receipts.....		311520-SM						
Miscellaneous receipts.....		311520-M	06/83	301.347	301.347	304.533	304.533	304.533
Secondary products.....		311520-S	06/83	-	-	-	-	189.587
Animal slaughtering & processing.....	31161		12/84	229.041	220.381	222.759	216.851	220.879

See footnotes at end of table.

Table 11. Producer price indexes for net output of selected industries and their products, not seasonally adjusted — Continued
[January 2023]

Title ¹	Industry code	Product code	Index base	Unadjusted index ²				
				Sept. 2022	Oct. 2022 ^P	Nov. 2022 ^P	Dec. 2022 ^P	Jan. 2023 ^P
Animal slaughtering & processing - Continued								
Animal, except poultry, slaughtering.....	311611		12/80	229.117	223.014	227.462	229.568	238.601
Primary products.....		311611-P	12/80	224.259	217.959	222.641	224.698	233.647
Pork, fresh/frozen, unprocessed, all cuts, except sausage, made in slaughtering plants.....		311611-A	12/80	146.375	146.075	146.303	137.653	142.173
Pork, processed or cured, not canned or made into sausage, made in slaughtering plants.....		311611-G	12/80	261.082	256.496	248.138	251.013	243.503
Fresh and processed sausage, deli, and cooked meats, made in slaughtering plants.....		311611-J	12/80	328.022	326.174	333.772	323.399	323.303
Hides, skins, and pelts, made in slaughtering plants.....		311611-Q	12/80	98.782	102.517	94.439	94.397	93.659
Miscellaneous byproducts of slaughtering plants.....		311611-R	12/80	667.261	682.087	700.010	673.151	665.212
Beef, fresh or frozen, not canned or made into sausage, made in slaughtering plants.....		311611-1	12/80	234.560	223.727	230.250	239.161	254.807
Beef, fresh/frozen whole/half carcass, not canned or made into sausage, misp..		311611-10	12/80	237.904	240.036	272.966	241.837	264.992
Beef, fresh/frozen variety meats, not canned or made into sausage, made in slaughtering plants.....		311611-16	12/80	257.862	257.971	269.915	266.438	282.900
Beef, fresh/frozen, primal and subprimal cuts, made in slaughtering plants.....		311611-17	12/95	208.651	197.820	202.023	212.637	225.988
Lamb/mutton, fresh or frozen, not canned or made into sausage, made in slaughtering plants.....		311611-7	12/95	197.571	197.571	350.804	350.128	349.518
Secondary products and miscellaneous receipts.....		311611-SM						
Secondary products.....		311611-S	12/80	209.810	210.272	206.800	210.684	210.483
Meat processed from carcasses.....	311612		12/82	233.152	231.862	229.703	227.746	221.886
Primary products.....		311612-P	12/82	226.842	225.423	223.169	221.060	215.223
Other processed, frozen, or cooked meats, made from purchased carcasses.....		311612-A	12/82	216.088	213.411	211.634	210.850	206.107
Boxed meat (beef, pork, lamb, etc.), made from purchased carcasses.....		311612-A1	06/08	131.721	133.953	132.921	133.308	122.351
Frozen ground meat patties and other processed, frozen, or cooked meats, mfpc.....		311612-A5	09/16	128.262	124.912	123.834	122.974	122.712
Pork, processed or cured, not canned or made into sausage, mfpc.....		311612-1	12/82	191.289	193.823	189.190	186.494	177.820
Pork, sweet-pickled, dry-cured, or dry salt, not canned or made into sausage, mfpc.....		311612-11	09/16	127.989	127.629	126.984	126.956	126.887
Smoked hams and picnics, excluding canned, made from purchased carcasses.....		311612-12	06/08	150.860	160.863	161.532	162.044	140.184
Smoked slab bacon, made from purchased carcasses.....		311612-13	09/16	172.363	169.271	154.483	149.914	147.579
Smoked sliced bacon, made from purchased carcasses.....		311612-14	06/08	193.605	191.634	179.944	172.892	170.344
Other smoked pork, not canned or made into sausage, made from purchased carcasses.....		311612-15	06/08	165.748	166.741	166.547	165.145	162.999
Boiled ham, barbecue pork, and other cooked pork, except canned meats and sausage, mfpc.....		311612-16	06/08	147.718	144.150	147.447	147.892	141.696
Sausage and similar products, excluding canned, made from purchased carcasses.....		311612-4	12/82	260.217	255.222	255.070	250.566	246.658
Fresh sausage (pork sausage, breakfast links, etc.), excluding canned, mfpc....		311612-41	12/82	326.265	316.129	315.753	302.427	293.190
Dry or semidry sausage (salami, cervelat, pepperoni, summer sausage, pork roll, etc), mfpc.....		311612-42	12/82	246.088	240.195	239.448	235.959	233.744
Frankfurters, including wieners, excluding canned, made from purchased carcasses.....		311612-43	12/82	275.053	271.504	271.748	270.829	272.381
Other sausage (smoked or cooked) & jellied goods & similar preparations, excluding canned, mfpc.....		311612-44	12/82	215.134	215.318	216.006	215.968	211.942
Secondary products and miscellaneous receipts.....		311612-SM						
Secondary products.....		311612-S	12/82	247.412	248.874	248.813	249.322	248.196
Rendering and meat byproduct processing.....	311613		12/82	405.378	387.679	383.353	384.527	380.606
Primary products.....		311613-P	12/82	388.072	370.871	367.283	369.348	366.359
Lard, inedible tallow, and other greases, excluding wool grease.....		311613-2	12/82	542.359	550.548	553.369	530.402	529.503
Animal and marine feed and fertilizer byproducts.....		311613-5	12/82	286.448	262.926	257.646	267.854	264.401
Meat and bone meal.....		311613-51	12/82	223.285	197.633	203.809	214.517	217.131
Animal and marine feed and fertilizer byproducts, except meat and bone meal..		311613-52	12/82	370.515	347.757	330.144	340.465	328.091
Secondary products and miscellaneous receipts.....		311613-SM						
Poultry processing.....	311615		12/81	225.624	208.237	211.529	191.301	197.397
Primary products.....		311615-P	12/81	230.933	212.813	216.317	195.258	201.542
Processed poultry and small game (except soups), containing 20 percent or more poultry or meat.....		311615-D	12/81	183.404	160.611	179.521	131.625	151.006
Young chickens, including bulk, chilled, frozen, whole, and in parts.....		311615-1	12/81	245.728	225.329	217.384	212.145	210.402
Turkeys (including frozen, whole, and parts).....		311615-7	12/81	313.126	316.986	317.108	316.010	316.140
Other poultry and small game (including frozen), whole, and parts.....		311615-9	12/90	286.128	284.827	305.383	306.421	310.778
Secondary products and miscellaneous receipts.....		311615-SM						
Secondary products.....		311615-S	12/81	44.047	44.688	42.461	42.593	42.085
Seafood product preparation & packaging.....	3117		12/03	193.022	193.466	192.666	191.668	191.300
Seafood product preparation and packaging.....	31171		12/03	193.022	193.466	192.666	191.668	191.300
Seafood product preparation and packaging.....	311710		12/11	135.124	135.434	134.873	134.174	133.916
Primary products.....		311710-P	12/11	135.026	135.289	134.590	133.838	133.567
Prepared frozen shellfish.....		311710-3	12/96	193.625	197.883	194.205	192.854	190.088
Seafood canning.....		311710-5	12/84	268.106	268.106	268.106	268.106	-

See footnotes at end of table.

Table 11. Producer price indexes for net output of selected industries and their products, not seasonally adjusted — Continued
[January 2023]

Title ¹	Industry code	Product code	Index base	Unadjusted index ²				
				Sept. 2022	Oct. 2022 ^P	Nov. 2022 ^P	Dec. 2022 ^P	Jan. 2023 ^P
Seafood product preparation and packaging - Continued								
Prepared fresh fish/seafood, inc. surimi/surimi-based products.....		311710-6	12/82	431.331	429.483	428.174	431.207	429.612
Prepared frozen fish.....		311710-7	12/82	338.823	333.879	337.375	329.124	330.724
Other prepared fresh and frozen seafood.....		311710-9	12/96	175.015	180.800	172.974	178.840	180.393
Secondary products and miscellaneous receipts.....		311710-SM						
Miscellaneous receipts.....		311710-M	12/82	250.993	253.938	257.365	257.272	—
Secondary products.....		311710-S	12/82	—	—	—	—	160.829
Bakeries & tortilla mfg.....	3118		12/03	180.403	181.381	183.423	183.507	185.078
Bread & bakery product mfg.....	31181		12/03	190.504	191.420	193.999	194.322	195.314
Retail bakeries.....	311811		12/03	218.200	220.418	220.418	221.832	223.876
Primary products.....		311811-P	12/99	239.013	241.498	241.498	243.082	245.748
Retail bakery products.....		311811-0	12/99	239.013	241.498	241.498	243.082	245.748
Secondary products and miscellaneous receipts.....		311811-SM						
Miscellaneous receipts.....		311811-M	06/07	233.884	233.884	233.884	233.884	—
Commercial bakeries.....	311812		06/80	428.367	429.667	437.787	437.763	439.278
Primary products.....		311812-P	06/80	422.469	422.899	432.235	432.011	433.177
Bread (white, wheat, rye, etc.), including frozen.....		311812-1	06/80	430.488	427.504	431.527	434.102	430.521
White pan bread.....		311812-15	12/11	138.572	137.458	138.240	138.812	139.075
White hearth bread (French, Italian, etc.).....		311812-16	12/11	140.485	139.973	140.813	140.910	140.910
Dark wheat breads (whole wheat, cracked wheat, multigrain, etc.).....		311812-17	12/11	133.793	132.608	133.403	135.243	134.285
Other variety breads (rye, unleavened, raisin, potato, self-rising, salt-free, canned, etc.).....		311812-18	12/11	123.975	123.368	126.155	126.950	122.788
Rolls, bread-type (including muffins, bagels, and croissants), including frozen.....		311812-5	06/80	393.680	393.651	416.332	412.876	414.216
Rolls, hamburger and wiener.....		311812-51	12/11	127.240	126.462	137.419	138.179	137.729
All other rolls, bread-type (incl. muffins, bagels, and croissants).....		311812-59	12/11	141.435	142.302	146.311	142.928	144.254
Soft cakes, excluding frozen.....		311812-7	06/80	469.948	470.752	466.984	465.099	468.235
Other sweet goods, excluding frozen.....		311812-9	06/80	415.100	429.943	433.471	433.030	446.054
Secondary products and miscellaneous receipts.....		311812-SM						
Miscellaneous receipts.....		311812-M	06/80	495.609	506.649	509.706	508.178	510.725
Secondary products.....		311812-S	06/80	405.975	411.512	405.905	409.786	414.738
Frozen cakes and other pastries manufacturing.....	311813		06/91	225.795	228.256	226.654	228.478	231.043
Primary products.....		311813-P	12/82	325.825	328.745	325.945	328.901	332.588
Frozen cakes, pies, and other pastries.....		311813-0	12/82	325.825	328.745	325.945	328.901	332.588
Secondary products and miscellaneous receipts.....		311813-SM						
Secondary products.....		311813-S	06/91	180.694	186.008	186.685	186.986	189.120
Cookie, cracker & pasta mfg.....	31182		12/03	165.399	166.100	167.023	166.764	169.433
Cookie and cracker manufacturing.....	311821		06/83	256.250	256.519	256.519	256.519	256.519
Primary products.....		311821-P	06/83	254.913	254.913	254.913	254.913	254.913
Crackers, biscuits, and related products.....		311821-2	06/83	251.596	251.596	251.596	251.596	251.596
Saltines and all other crackers, cracker meal and crumbs, and biscuits.....		311821-24	01/12	101.181	101.181	101.181	101.181	101.181
Cookies, wafers, and ice cream cones and cups (excluding frozen).....		311821-4	06/83	255.985	255.985	255.985	255.985	255.985
Secondary products and miscellaneous receipts.....		311821-SM						
Secondary products.....		311821-S	06/83	262.871	267.456	267.456	267.456	267.456
Dry pasta, dough, and flour mixes manufacturing from purchased flour.....	311824		06/85	258.292	260.006	262.530	261.821	269.091
Primary products.....		311824-P	12/11	136.643	138.060	138.526	138.487	142.584
Prepared flour mixes (incl refrigerated & frozen doughs & batters) made from purchased flour.....		311824-1	06/85	244.790	246.567	247.767	247.666	247.818
Flour mixes (refrigerated & frozen doughs & batters), ex cake mixes, made from purchased flour.....		311824-12	06/85	241.776	243.677	244.960	244.851	245.010
Dry macaroni, spaghetti and egg noodle products (excluding canned or frozen).....		311824-3	06/85	280.633	285.536	285.536	285.536	310.841
Secondary products and miscellaneous receipts.....		311824-SM						
Secondary products.....		311824-S	06/85	329.516	330.033	330.843	330.843	331.176
Tortilla mfg.....	31183		12/03	162.996	166.358	170.117	170.120	171.196
Tortilla manufacturing.....	311830		12/03	162.998	166.359	170.119	170.121	171.198
Primary products.....		311830-P	06/91	198.639	203.216	208.753	208.753	210.145
Tortillas, sold in bulk or packages, excluding frozen or canned.....		311830-0	06/91	198.639	203.216	208.753	208.753	210.145
Secondary products and miscellaneous receipts.....		311830-SM						
Miscellaneous receipts.....		311830-M	12/03	131.738	133.948	133.948	133.948	133.948
Secondary products.....		311830-S	12/03	173.775	174.978	175.040	175.057	175.073
Other food manufacturing.....	3119		12/03	176.208	181.288	183.315	184.854	183.931
Snack food mfg.....	31191		12/03	173.228	174.579	176.452	175.543	173.944
Roasted nuts and peanut butter manufacturing.....	311911		12/03	154.896	154.572	154.333	151.685	147.546
Primary products.....		311911-P	12/03	154.320	153.976	153.722	150.955	146.659
Nuts and seeds (salted, roasted, cooked, or blanched).....		311911-1	06/91	196.435	196.369	195.927	192.236	185.972
Nuts (salted, roasted, cooked, or blanched), sold in bulk.....		311911-11	06/91	167.974	165.619	163.695	158.023	152.396

See footnotes at end of table.

Table 11. Producer price indexes for net output of selected industries and their products, not seasonally adjusted — Continued
 [January 2023]

Title ¹	Industry code	Product code	Index base	Unadjusted index ²				
				Sept. 2022	Oct. 2022 ^P	Nov. 2022 ^P	Dec. 2022 ^P	Jan. 2023 ^P
Roasted nuts and peanut butter manufacturing - Continued								
Canned nuts (salted, roasted, cooked, or blanched).....		311911-12	06/91	153.626	155.149	159.261	154.856	153.679
All other packaged nuts, including all types of seeds (salted, roasted, cooked, or blanched).....		311911-13	06/91	261.609	262.850	259.419	259.527	259.069
Peanut butter.....		311911-4	12/85	231.167	228.150	228.564	225.555	226.681
Secondary products and miscellaneous receipts.....		311911-SM						
Secondary products.....		311911-S	06/91	157.792	157.792	157.792	157.515	158.318
Other snack food manufacturing.....	311919		06/91	228.094	230.870	234.584	234.584	234.584
Primary products.....		311919-P	12/85	258.852	262.312	266.940	266.940	266.940
Potato chips and sticks, plain and flavored.....		311919-1	12/85	241.225	247.562	251.836	251.836	251.836
Corn chips and related products.....		311919-4	12/85	259.713	262.291	270.565	270.565	270.565
Other chips, sticks (hard pretzels, bacon rinds, popcorn (except candied), etc.)....		311919-7	12/03	183.371	183.371	183.380	183.380	183.380
Secondary products and miscellaneous receipts.....		311919-SM						
Coffee & tea mfg.....	31192		12/03	173.077	174.652	175.665	176.245	179.501
Coffee and tea manufacturing.....	311920		06/81	242.016	244.219	245.636	246.447	251.000
Primary products.....		311920-P	06/81	227.987	230.233	231.679	232.506	236.822
Roasted coffee.....		311920-1	06/81	242.283	244.711	246.444	247.488	252.013
Coffee, concentrated, including coffee substitutes.....		311920-5	06/81	206.380	206.380	206.380	206.380	206.380
Tea in consumer packages.....		311920-7	12/85	160.755	162.755	163.208	163.208	167.529
Secondary products and miscellaneous receipts.....		311920-SM						
Miscellaneous receipts.....		311920-M	12/00	220.466	220.466	220.466	220.466	-
Flavoring syrup & concentrate mfg.....	31193		12/03	154.976	156.332	156.332	156.500	162.444
Flavoring syrup and concentrate manufacturing.....	311930		12/85	229.929	231.940	231.940	232.189	241.014
Primary products.....		311930-P	12/85	239.201	241.540	241.540	241.829	251.176
Liquid beverage bases, excluding use by soft drink bottlers.....		311930-1	12/85	304.533	304.533	304.533	310.091	310.091
Soft drink flavoring syrup, sold in bulk.....		311930-6	05/15	129.007	129.007	129.007	129.007	138.215
Other flavoring agents (except chocolate syrups).....		311930-8	12/85	156.018	157.810	157.810	157.810	163.305
Secondary products and miscellaneous receipts.....		311930-SM						
Secondary products.....		311930-S	06/07	160.563	160.563	160.564	160.564	-
Seasoning & dressing mfg.....	31194		12/03	184.621	185.605	186.624	186.854	186.859
Mayonnaise, dressing, and sauce manufacturing.....	311941		12/03	172.086	173.189	175.202	175.327	175.332
Primary products.....		311941-P	06/81	313.225	315.106	316.035	316.035	316.035
Vinegar and cider.....		311941-1	12/85	177.232	177.232	177.232	177.232	177.232
Prepared sauces, excluding tomato-based sauces and sauces comprised of 20 percent or more meat.....		311941-4	06/81	242.223	247.141	248.541	248.541	248.541
Mayonnaise, salad dressings, and sandwich spreads.....		311941-7	06/81	335.434	335.434	336.084	336.084	336.084
Spoon-type salad dressing incl. mayonnaise, sandwich spreads, refrigerated dressings, semisolid.....		311941-75	06/07	178.675	178.675	179.350	179.350	179.350
Pourable-type salad dressing (reduced calorie, cheese, vinegar and oil, etc.)....		311941-76	06/07	161.920	161.920	161.920	161.920	161.920
Secondary products and miscellaneous receipts.....		311941-SM						
Miscellaneous receipts.....		311941-M	06/94	147.282	147.282	147.282	147.282	147.282
Secondary products.....		311941-S	06/81	251.682	254.069	268.811	269.962	270.047
Spice and extract manufacturing.....	311942		12/03	190.529	191.360	191.356	191.682	191.684
Primary products.....		311942-P	12/03	192.563	193.457	193.452	193.805	193.767
Table salt (evaporated), pepper (white and black), and other spices.....		311942-1	06/85	262.753	263.892	263.863	262.977	262.811
Pepper and other spices in commercial sizes (1 lb or more).....		311942-16	05/17	110.346	110.747	110.653	110.806	110.561
Flavoring extracts, emulsions, liquid flavors, and food colorings.....		311942-6	12/85	355.638	355.638	355.638	355.638	355.638
Dry mix food preparations.....		311942-7	06/91	160.794	162.826	162.826	164.316	164.316
Secondary products and miscellaneous receipts.....		311942-SM						
All other food mfg.....	31199		12/03	184.263	201.223	205.743	212.724	207.382
Perishable prepared food manufacturing.....	311991		12/03	144.173	155.825	165.346	168.721	162.725
Primary products.....		311991-P	12/85	205.199	223.171	237.667	242.872	233.956
Perishable prepared foods.....		311991-0	12/85	205.199	223.171	237.667	242.872	233.956
Secondary products and miscellaneous receipts.....		311991-SM						
Miscellaneous receipts.....		311991-M	12/03	224.964	225.535	228.316	229.395	229.781
All other miscellaneous food manufacturing.....	311999		12/03	218.739	240.520	239.983	250.383	246.254
Primary products.....		311999-P	12/03	216.290	241.007	237.513	251.525	247.190
All other miscellaneous manufactured foods.....		311999-0	12/03	216.290	241.007	237.513	251.525	247.190
Secondary products and miscellaneous receipts.....		311999-SM						
Beverage & tobacco mfg.....	312		12/03	187.824	188.282	190.494	189.979	195.345
Beverage mfg.....	3121		12/84	224.989	225.827	227.718	226.743	234.769
Soft drink & ice mfg.....	31211		12/03	175.124	174.726	175.149	173.642	186.406
Soft drink manufacturing.....	312111		06/81	291.273	290.175	290.912	287.542	312.063
Primary products.....		312111-P	06/81	301.301	299.284	300.361	295.807	321.711

See footnotes at end of table.

Table 11. Producer price indexes for net output of selected industries and their products, not seasonally adjusted — Continued
[January 2023]

Title ¹	Industry code	Product code	Index base	Unadjusted index ²				
				Sept. 2022	Oct. 2022 ^P	Nov. 2022 ^P	Dec. 2022 ^P	Jan. 2023 ^P
Soft drink manufacturing - Continued								
Soft drinks, non-carbonated.....		312111-A	12/00	188.921	186.071	186.507	176.969	211.634
Soft drinks, non-carbonated, all other types.....		312111-A3	06/07	127.103	128.490	129.585	129.553	133.507
Soft drinks, non-carbonated, fruit drinks, cocktails, ades.....		312111-A4	12/11	150.466	144.920	144.473	130.546	167.787
Soft drinks, bottled, canned, glass, plastic, carbonated.....		312111-2	12/11	156.181	155.741	156.390	156.583	163.282
Secondary products and miscellaneous receipts.....		312111-SM						
Miscellaneous receipts.....		312111-M	06/81	214.128	219.397	217.698	221.012	209.724
Secondary products.....		312111-S	06/81	310.543	309.657	310.532	311.194	323.497
Bottled water manufacturing.....	312112		12/03	110.104	110.224	110.232	111.247	112.465
Primary products.....		312112-P	12/03	108.642	108.767	108.776	109.828	111.042
Bottled water.....		312112-0	12/00	106.671	106.794	106.802	107.836	109.027
Secondary products and miscellaneous receipts.....		312112-SM						
Miscellaneous receipts.....		312112-M	12/03	114.457	114.457	114.457	114.457	114.457
Secondary products.....		312112-S2	09/18	137.971	137.752	137.701	137.692	—
Ice manufacturing.....	312113		12/85	264.304	283.202	286.252	301.088	301.088
Primary products.....		312113-P	12/85	253.221	271.862	274.871	289.505	289.505
Ice, manufactured (cubed, crushed, etc.), including can or block.....		312113-0	12/03	169.641	182.130	184.145	193.949	193.949
Secondary products and miscellaneous receipts.....		312113-SM						
Miscellaneous receipts.....		312113-M	08/98	166.476	167.044	167.044	167.044	167.044
Breweries.....	31212		12/03	150.532	152.159	152.828	152.431	152.823
Breweries.....	312120		06/82	225.815	228.256	229.259	228.664	229.253
Primary products.....		312120-P	06/82	223.921	226.813	227.832	227.228	227.892
Canned beer and ale case goods.....		312120-1	06/82	234.129	236.774	238.079	236.763	237.237
Bottled beer and ale case goods.....		312120-5	06/82	195.137	198.490	199.274	199.413	199.669
Beer and ale in barrels and kegs.....		312120-7	06/82	310.618	311.425	311.912	311.713	313.059
All other malt beverages and brewing products.....		312120-9	06/82	175.281	180.302	180.327	180.266	181.247
Secondary products and miscellaneous receipts.....		312120-SM						
Miscellaneous receipts.....		312120-M	12/02	173.554	159.445	159.445	159.445	159.445
Wineries.....	31213		12/03	135.893	137.731	143.484	143.484	143.694
Wineries.....	312130		12/83	188.842	191.396	199.388	199.388	199.680
Primary products.....		312130-P	12/83	193.664	196.452	205.179	205.179	205.488
Wines, brandy, and brandy spirits.....		312130-0	12/98	138.287	140.278	146.509	146.509	146.730
Wines, white, red, and rose grape, and other fruits, 14 percent or less alcohol...		312130-08	12/11	112.359	114.596	114.597	114.597	114.639
Wines, white grape, 14 percent or less alcohol content.....		312130-0811	12/83	160.788	168.096	168.096	168.096	167.663
Wines, red grape, 14 percent or less alcohol content.....		312130-0821	12/83	217.414	217.410	217.414	217.414	218.066
Wines, rose grape and other fruits and berries, 14 percent or less alcohol.		312130-0831	12/11	142.935	142.935	142.935	142.935	143.842
Wines, dessert, effervescent, and wine coolers.....		312130-09	12/11	119.698	119.698	121.012	121.012	123.426
All other wines, brandy, and brandy spirits.....		312130-0B	06/06	133.826	133.826	161.222	161.222	161.978
Secondary products and miscellaneous receipts.....		312130-SM						
Miscellaneous receipts.....		312130-M	12/91	152.009	152.009	152.009	152.009	152.009
Distilleries.....	31214		12/03	109.322	109.675	110.064	111.594	111.635
Distilleries.....	312140		06/83	179.924	180.506	181.144	183.664	183.720
Primary products.....		312140-P	06/83	175.005	175.594	176.136	178.689	178.689
Distilled liquor, excluding brandy.....		312140-2	07/98	81.669	82.239	83.221	85.691	85.691
Distilled whiskey, all other distilled liquor, excluding brandy.....		312140-22	12/11	129.163	129.163	129.463	129.463	129.463
Bottled liquor, excluding brandy.....		312140-5	06/83	199.242	199.242	198.203	198.203	198.203
Bottled whiskey.....		312140-5B	06/12	101.922	101.922	101.922	101.922	101.922
Bottled gin, vodka, rum, cordials, cocktails, and similiar compounds.....		312140-5C	06/12	104.383	104.383	103.205	103.205	103.205
Secondary products and miscellaneous receipts.....		312140-SM						
Miscellaneous receipts.....		312140-M	08/83	183.324	183.324	187.838	187.838	196.495
Tobacco mfg.....	3122		12/84	993.912	994.093	1,011.678	1,011.726	1,027.324
Tobacco manufacturing.....	31223		12/82	1,088.171	1,088.369	1,107.621	1,107.674	1,124.752
Tobacco manufacturing.....	312230		12/11	181.324	181.357	184.565	184.574	187.420
Primary products.....		312230-P	12/11	186.065	186.099	189.464	189.473	192.380
Tobacco stemming and redrying.....		312230-0	06/84	115.705	116.830	118.687	118.687	120.553
Tobacco, unstemmed leaf, redried before packing.....		312230-01	12/03	118.023	118.234	121.865	121.865	122.427
Tobacco, stemmed.....		312230-04	06/84	105.065	106.995	106.995	106.995	—
Cigarettes, excluding electronic.....		312230-1	12/82	1,195.105	1,195.104	1,218.374	1,218.374	1,239.559
Other tobacco products.....		312230-9	12/03	222.927	222.927	225.250	225.326	225.787
Cigars.....		312230-91	12/82	613.250	613.250	613.250	613.250	613.267
Chewing and smoking tobacco.....		312230-94	12/82	921.060	921.060	932.836	933.217	935.671
Secondary products and miscellaneous receipts.....		312230-SM						
Textile mills.....	313		12/03	176.268	174.820	174.198	172.216	170.706
Fiber, yarn, and thread mills.....	3131		12/84	194.859	187.677	184.648	178.877	173.086

See footnotes at end of table.

Table 11. Producer price indexes for net output of selected industries and their products, not seasonally adjusted — Continued
[January 2023]

Title ¹	Industry code	Product code	Index base	Unadjusted index ²				
				Sept. 2022	Oct. 2022 ^P	Nov. 2022 ^P	Dec. 2022 ^P	Jan. 2023 ^P
Fiber, yarn, and thread mills - Continued								
Fiber, yarn, and thread mills.....	31311		12/84	194.859	187.677	184.648	178.877	173.086
Fiber, yarn, and thread mills.....	313110		12/11	135.659	130.659	128.551	124.533	120.501
Primary products.....		313110-P	12/11	135.585	130.588	128.481	124.465	120.435
Spun yarns.....		313110-4	12/82	187.267	175.444	171.211	161.371	153.575
Cotton spun yarns.....		313110-42	05/22	98.680	91.819	89.114	83.533	78.159
Rayon, acetate, and lyocell spun yarns.....		313110-45	12/82	185.680	184.842	184.842	184.842	183.525
Noncellulosic fiber and other natural fiber (excluding cotton and wool) spun yarns.....		313110-47	12/96	176.331	165.957	163.032	154.525	146.100
Other noncellulosic fiber & other natural fiber yarns, spun & finished in the same est.....		313110-475	12/11	—	—	—	—	132.111
Textured and twisted yarns.....		313110-6	12/82	217.842	217.870	216.586	217.193	213.564
Textured/cripped/bulked filament yarns, incl. stretch yarn, made from purchased filament yarn.....		313110-6H	12/82	—	—	—	—	232.494
Fabric mills.....	3132		12/03	162.864	162.422	162.508	162.661	163.712
Broadwoven fabric mills.....	31321		12/03	158.721	158.230	158.374	158.456	158.891
Broadwoven fabric mills.....	313210		12/03	158.672	158.182	158.326	158.408	158.843
Primary products.....		313210-P	12/03	157.517	157.000	156.988	157.074	157.524
Fabricated textile products, made in weaving mills.....		313210-W	12/06	151.067	146.006	146.008	146.008	147.432
Cotton broadwoven fabrics.....		313210-4	09/21	116.456	114.660	114.564	114.130	114.168
Manmade, silk, and other natural fiber (excluding cotton and wool) broadwoven fabrics.....		313210-8	09/21	109.734	109.797	109.809	109.991	110.357
Greige manmade, silk, and other natural fiber (exc cotton/wool) broadwoven fabrics.....		313210-81	06/11	119.442	119.564	119.481	119.590	120.061
Finished manmade, silk, & natural fiber (exc cotton/wool) broadwoven, finished in weaving mills.....		313210-83	06/81	184.835	184.779	185.093	185.674	186.008
Secondary products and miscellaneous receipts.....		313210-SM						
Narrow fabric mills and schiffli embroidery.....	31322		06/84	239.384	240.449	240.365	241.683	246.464
Narrow fabric mills and schiffli embroidery.....	313220		06/84	242.679	243.769	243.682	245.022	249.868
Primary products.....		313220-P	06/84	244.316	245.863	245.763	247.291	252.246
Woven narrow fabrics (12 inches or less in width).....		313220-2	06/84	234.022	232.183	232.017	234.651	241.662
Braided narrow fabrics (12 inches or less in width).....		313220-4	06/84	357.712	368.587	368.572	368.572	366.984
Secondary products and miscellaneous receipts.....		313220-SM						
Secondary products.....		313220-S	06/84	281.919	281.919	281.919	282.216	283.579
Nonwoven fabric mills.....	31323		12/03	155.179	154.200	154.309	154.276	155.269
Nonwoven fabric mills.....	313230		12/85	185.313	184.143	184.274	184.235	185.415
Primary products.....		313230-P	12/85	191.024	189.707	189.854	189.810	191.032
Nonwoven fabrics.....		313230-1	12/85	193.822	192.235	192.306	192.297	193.942
Pressed, punched, or needled felts, excluding hats.....		313230-5	12/85	170.885	171.044	173.444	172.448	172.006
Secondary products and miscellaneous receipts.....		313230-SM1						
Knit fabric mills.....	31324		12/03	162.830	164.504	164.407	165.076	166.329
Knit fabric mills.....	313240		12/11	136.938	138.347	138.265	138.828	139.882
Primary products.....		313240-P	12/11	133.359	134.943	134.852	135.534	136.567
Weft (circular) knit fabrics.....		313240-2	06/81	158.602	162.327	162.334	162.378	162.378
Weft (circular) knit fabrics, greige goods (excluding hosiery).....		313240-21	06/81	164.312	164.312	164.312	164.312	164.312
Weft (circular) knit fabrics, knit and finished in the same establishment (excl hosiery).....		313240-23	12/94	156.288	162.128	162.139	162.208	162.208
Other knit fabrics and laces.....		313240-4	06/81	176.097	176.097	175.846	177.618	180.315
Warp knit fabrics, greige goods (excluding hosiery).....		313240-41	06/81	232.828	232.828	231.240	231.240	231.813
Warp knit fabrics, knit and finished in same establishment.....		313240-43	12/03	142.389	142.389	142.389	144.440	148.528
Secondary products and miscellaneous receipts.....		313240-SM1						
Textile and fabric finishing mills.....	3133		12/03	194.785	195.791	195.587	192.079	189.185
Textile and fabric finishing mills.....	31331		12/03	200.177	201.237	200.818	195.986	191.049
Textile and fabric finishing mills.....	313310		12/11	157.998	158.834	158.504	154.691	150.802
Primary products.....		313310-P	12/11	160.018	160.908	160.557	156.495	152.427
Textile and fabric finishing, except broadwoven.....		313310-B	12/03	180.576	184.974	184.447	183.373	175.935
Finished broadwoven fabrics, finished in finishing mills.....		313310-4	12/03	216.480	215.191	214.811	206.736	202.542
Commission finishing of cotton broadwoven fabrics.....		313310-43	06/84	294.814	295.274	295.274	295.274	312.306
Other finished broadwoven fabrics (excl. cotton and wool), finished in finishing mills.....		313310-45	06/84	336.954	333.217	332.197	310.493	290.727
Other commission finishing of broadwoven fabrics (excl. cotton & wool).....		313310-47	06/84	284.749	284.967	284.967	284.967	284.967
Secondary products and miscellaneous receipts.....		313310-SM						
Fabric coating mills.....	31332		12/03	189.293	190.211	190.530	190.165	191.688
Fabric coating mills.....	313320		06/85	267.306	268.603	269.053	268.537	270.688
Primary products.....		313320-P	06/85	260.617	261.984	262.346	261.809	263.923

See footnotes at end of table.

Table 11. Producer price indexes for net output of selected industries and their products, not seasonally adjusted — Continued
[January 2023]

Title ¹	Industry code	Product code	Index base	Unadjusted index ²				
				Sept. 2022	Oct. 2022 ^P	Nov. 2022 ^P	Dec. 2022 ^P	Jan. 2023 ^P
Fabric coating mills - Continued								
Vinyl coated fabrics, including expanded vinyl coated.....		313320-1	06/85	263.133	264.915	263.724	263.710	264.272
Rubber coated fabrics, garments, and footwear.....		313320-4	12/03	206.051	208.782	208.782	208.782	208.782
Coated or laminated fabrics and coated yarns, incl. impregnated fabrics.....		313320-5	06/06	153.780	154.244	154.887	154.376	156.179
Secondary products and miscellaneous receipts.....		313320-SM						
Secondary products.....		313320-S	06/85	208.404	208.433	214.831	214.508	214.528
Textile product mills.....	314		12/03	155.763	156.636	157.722	156.391	157.617
Textile furnishings mills.....	3141		12/03	151.405	152.985	154.064	151.413	151.414
Carpet and rug mills.....	31411		12/84	187.306	188.464	190.395	185.224	185.224
Carpet and rug mills.....	314110		06/90	171.426	172.485	174.250	169.516	169.516
Primary products.....		314110-P	06/90	173.182	174.269	175.803	170.944	170.944
Carpet and rugs.....		314110-0	06/90	173.182	174.269	175.803	170.944	170.944
Secondary products and miscellaneous receipts.....		314110-SM						
Curtain and linen mills.....	31412		12/03	153.385	156.355	156.425	156.990	156.991
Curtain and linen mills.....	314120		06/83	179.438	182.911	182.993	183.658	183.659
Primary products.....		314120-P	06/83	177.507	181.377	181.377	181.377	181.377
Curtains and draperies, made from purchased materials.....		314120-1	06/84	210.335	221.354	221.354	221.354	221.354
Other household textile products, made from purchased materials.....		314120-8	06/83	176.888	179.176	179.176	179.176	179.176
Bedspreads, made from purchased materials.....		314120-83	06/83	152.318	152.318	152.318	152.318	152.318
Other household furnishings, made from purchased materials.....		314120-89	06/83	162.104	164.669	164.669	164.669	164.669
Secondary products and miscellaneous receipts.....		314120-SM						
Miscellaneous receipts.....		314120-M	06/83	190.469	190.469	190.469	196.741	196.741
Secondary products.....		314120-S	06/83	241.478	245.937	249.444	250.765	250.806
Other textile product mills.....	3149		12/03	159.550	159.458	160.541	161.002	163.930
Textile bag and canvas mills.....	31491		12/03	165.280	165.283	165.300	165.989	167.417
Textile bag and canvas mills.....	314910		12/11	137.918	137.920	137.935	138.510	139.701
Primary products.....		314910-P	12/11	139.469	139.471	139.471	140.135	141.154
Textile bags.....		314910-1	12/85	203.678	203.678	203.678	203.678	214.875
Canvas and related products.....		314910-5	12/85	361.128	361.135	361.135	363.210	363.210
Secondary products and miscellaneous receipts.....		314910-SM						
Miscellaneous receipts.....		314910-M	12/11	115.661	115.661	115.661	115.661	115.661
Secondary products.....		314910-S	12/11	159.842	159.842	160.211	160.236	163.756
All other textile product mills.....	31499		12/03	155.694	155.560	157.116	157.470	161.102
Rope, twine, tire cord, and tire fabric mills.....	314994		12/11	122.313	121.088	118.417	118.214	121.891
Primary products.....		314994-P	12/11	120.620	119.244	116.413	116.196	119.696
Rope, cordage, and twine.....		314994-4	06/85	280.860	277.884	276.585	275.202	283.369
Tire cord and tire fabrics.....		314994-7	06/84	166.490	164.513	158.802	158.802	163.639
Secondary products and miscellaneous receipts.....		314994-SM						
Miscellaneous receipts.....		314994-M	12/11	138.995	139.885	139.537	139.537	150.743
All other miscellaneous textile product mills.....	314999		12/03	147.506	147.834	150.884	151.414	154.467
Primary products.....		314999-P	12/03	147.110	147.503	150.454	151.008	154.400
Embroideries (excluding Schiffli machine products) and embroidery contractors.....		314999-6	12/11	126.052	126.052	126.820	126.820	128.051
Trimings and findings, excluding automobile and apparel.....		314999-7	12/03	199.376	199.376	199.376	185.040	198.066
All other miscellaneous fabricated textile products.....		314999-8	12/03	143.673	144.198	147.940	148.483	152.344
Secondary products and miscellaneous receipts.....		314999-SM						
Miscellaneous receipts.....		314999-M	12/03	165.919	165.919	172.682	172.465	174.355
Secondary products.....		314999-S	12/03	136.585	136.585	137.629	138.533	138.533
Apparel manufacturing.....	315		12/03	124.822	124.806	125.534	125.540	126.084
Apparel knitting mills.....	3151		12/84	137.885	137.885	137.885	137.885	137.642
Apparel Knitting Mills.....	31512		12/22	—	—	—	100.000	99.823
Apparel knitting mills.....	315120		12/22	—	—	—	100.000	99.823
Primary products.....		315120-P	12/22	—	—	—	100.000	99.819
Hosiery and socks.....		315120-1	12/10	116.151	116.152	116.152	116.152	115.891
Hosiery and socks.....		315120-10	05/20	106.937	106.937	106.937	106.937	106.698
Other apparel knitting mills.....		315120-2	12/11	111.992	111.992	111.992	111.992	111.992
Secondary products and miscellaneous receipts.....		315120-SM						
Cut and sew apparel manufacturing.....	3152		12/03	122.002	121.967	122.910	122.906	123.584
Cut and sew apparel contractors.....	31521		12/03	117.148	117.359	120.860	120.860	120.860
Cut and sew apparel contractors.....	315210		12/11	111.731	111.933	115.272	115.272	115.272
Primary products.....		315210-P	12/11	111.646	111.857	115.352	115.352	115.352
Contract receipts for women's, girls', and infants' apparel.....		315210-2	12/03	111.391	111.391	111.391	—	—
Contract receipts for men's and boys' (including unisex) apparel.....		315210-4	12/03	132.461	133.059	142.997	142.997	142.997

See footnotes at end of table.

Table 11. Producer price indexes for net output of selected industries and their products, not seasonally adjusted — Continued
[January 2023]

Title ¹	Industry code	Product code	Index base	Unadjusted index ²				
				Sept. 2022	Oct. 2022 ^P	Nov. 2022 ^P	Dec. 2022 ^P	Jan. 2023 ^P
Cut and sew apparel contractors - Continued								
Contract receipts for men's and boys' pants, work apparel, and other outerwear.....		315210-48	06/07	112.800	113.802	123.826	123.826	123.826
Secondary products and miscellaneous receipts.....		315210-SM						
Cut and sew apparel manufacturing (except contractors).....	31525		12/22	—	—	—	100.000	100.728
Cut and sew apparel manufacturing (except contractors).....	315250		12/22	—	—	—	100.000	100.728
Primary products.....		315250-P	12/22	—	—	—	100.000	100.732
Men's and boys' cut and sew apparel manufacturing.....		315250-1	12/11	135.146	135.146	135.945	135.945	136.917
Men's and boys' nightwear, robes, and underwear, made from purchased fabrics.....		315250-11	12/03	165.532	165.532	165.532	165.532	165.532
Men's and boys' suits, coats, and overcoats, made from purchased fabrics.....		315250-12	12/80	—	—	—	—	214.476
Men's and boys' shirts, except work shirts, made from purchased fabrics.....		315250-13	06/83	182.047	182.047	182.047	182.047	186.487
Men's and boys' pants, except work pants, made from purchased fabrics.....		315250-14	12/81	—	—	—	—	287.302
Men's and boys' work clothing, made from purchased fabrics.....		315250-15	12/81	173.232	173.232	174.304	174.304	174.304
Men's and boys' other outerwear, made from purchased fabrics.....		315250-16	12/83	213.596	213.596	218.236	218.236	222.437
Women's, girls', and infants' cut and sew apparel manufacturing.....		315250-2	12/11	107.283	107.077	107.028	107.019	107.019
Women's and girls' lingerie and nightwear, made from purchased fabrics.....		315250-21	12/03	118.337	118.337	118.337	118.337	118.337
Women's and girls' blouses and shirts, made from purchased fabrics.....		315250-22	06/83	175.371	175.371	175.371	175.371	175.371
Women's and girls' dresses, made from purchased fabrics.....		315250-23	12/80	132.216	132.216	132.216	132.216	132.216
Women's and girls' suits, coats, and skirts, made from purchased fabrics.....		315250-24	12/82	134.216	128.013	128.002	128.002	128.002
Women's and girls' other outerwear, made from purchased fabrics.....		315250-25	06/83	109.116	109.116	108.920	108.885	108.885
Other cut and sew apparel manufacturing.....		315250-3	12/22	—	—	—	100.000	102.882
Fur and leather apparel, made from purchased materials.....		315250-31	12/03	197.986	197.986	201.366	201.366	204.519
All other cut and sew apparel, made from purchased materials.....		315250-32	12/03	152.392	152.194	152.194	152.194	156.876
Secondary products and miscellaneous receipts.....		315250-SM						
Miscellaneous receipts.....		315250-M	12/11	—	—	—	—	124.398
Secondary products.....		315250-S	12/11	121.789	121.986	122.194	122.194	122.194
Accessories and other apparel manufacturing.....	3159		12/03	157.371	157.497	157.497	157.601	158.335
Accessories and other apparel manufacturing.....	31599		12/03	157.368	157.494	157.494	157.597	158.331
Accessories and other apparel manufacturing.....	315990		12/11	141.564	141.678	141.678	141.771	142.428
Primary products.....		315990-P	12/11	136.424	136.577	136.577	136.702	137.243
All other accessories and apparel.....		315990-B	12/03	137.193	137.193	137.193	137.491	137.491
Leather belts, made from purchased materials.....		315990-BC	06/85	173.027	173.027	173.027	173.027	173.027
All other apparel accessories, made from purchased materials.....		315990-BE	12/11	136.635	136.635	136.635	136.997	136.997
Hats, caps, and millinery products.....		315990-4	12/90	254.792	254.792	254.792	254.792	255.638
Men's and boys' fabric, straw, and felt hats, made from purchased materials.....		315990-41	12/90	277.937	277.937	277.937	277.937	277.937
Women's, girls', and infants' fabric, straw, and felt hats, made from purchased materials.....		315990-43	12/90	159.903	159.903	159.903	—	—
Hat bodies and fabric caps, made from purchased materials.....		315990-45	12/90	256.523	256.523	256.523	256.523	264.464
Gloves and mittens, made from purchased materials.....		315990-7	12/03	178.336	179.729	179.729	179.729	183.085
Secondary products and miscellaneous receipts.....		315990-SM						
Miscellaneous receipts.....		315990-M	12/11	157.917	157.917	157.917	157.917	158.468
Secondary products.....		315990-S	12/11	135.966	135.966	135.966	135.969	139.409
Leather and allied product manufacturing.....	316		12/84	197.927	198.157	198.062	197.736	200.205
Leather and hide tanning and finishing.....	3161		06/81	205.878	204.629	203.041	201.058	203.617
Leather and hide tanning and finishing.....	31611		06/81	205.878	204.629	203.041	201.058	203.617
Leather and hide tanning and finishing.....	316110		06/81	205.732	204.483	202.895	200.913	203.471
Primary products.....		316110-P	06/81	201.925	200.655	199.039	197.022	199.542
Finished and unfinished leather.....		316110-1	12/97	110.919	110.089	109.033	107.716	109.133
Tanning or finishing leather owned by others, and furs, dressed and dyed or bleached.....		316110-2	06/11	130.158	130.158	130.158	130.158	131.428
Contract and commission receipts for tanning or finishing leather owned by others.....		316110-21	06/81	205.601	205.601	205.601	205.601	207.991
Secondary products and miscellaneous receipts.....		316110-SM						
Footwear manufacturing.....	3162		12/03	155.144	155.908	156.277	156.397	156.411
Footwear manufacturing.....	31621		12/03	155.144	155.908	156.277	156.397	156.411
Footwear manufacturing.....	316210		12/11	137.140	137.815	138.141	138.248	138.260
Primary products.....		316210-P	12/11	135.927	136.656	136.962	137.078	137.095
Rubber and plastics footwear, including athletic footwear.....		316210-1	12/80	164.202	164.202	164.202	164.817	164.998
Men's footwear (size 6 and larger), excluding athletic.....		316210-2	12/93	198.911	200.567	201.376	201.376	201.376
Women's footwear (size 4 and larger), excluding athletic.....		316210-5	12/93	145.783	146.468	146.550	146.550	146.550
Secondary products and miscellaneous receipts.....		316210-SM						
Miscellaneous receipts.....		316210-M	12/11	163.742	163.742	165.480	165.480	165.480
Other leather product manufacturing.....	3169		12/03	148.989	149.157	149.263	149.359	153.216
Other leather product manufacturing.....	31699		12/03	148.989	149.157	149.263	149.359	153.217

See footnotes at end of table.

Table 11. Producer price indexes for net output of selected industries and their products, not seasonally adjusted — Continued
 [January 2023]

Title ¹	Industry code	Product code	Index base	Unadjusted index ²				
				Sept. 2022	Oct. 2022 ^P	Nov. 2022 ^P	Dec. 2022 ^P	Jan. 2023 ^P
Other leather product manufacturing - Continued								
Other leather and allied product manufacturing.....	316990		12/22	—	—	—	100.000	102.582
Primary products.....		316990-P	12/22	—	—	—	100.000	102.614
Women's and children's handbags and purses.....		316990-1	06/06	132.616	132.814	132.814	132.867	132.867
All other leather goods and allied products.....		316990-2	12/11	128.880	129.065	129.217	129.340	133.695
Luggage (including suitcases, travel bags, backpacks, and other types).....		316990-21	12/84	157.819	157.819	157.819	157.819	166.247
Personal leather goods (excluding women's handbags and purses).....		316990-22	06/82	202.682	202.682	202.682	202.682	203.131
Boot and shoe cut stock and findings.....		316990-24	12/06	131.907	133.762	133.762	133.762	133.762
All other miscellaneous leather goods.....		316990-25	12/03	168.052	168.052	168.493	168.847	173.017
Secondary products and miscellaneous receipts.....		316990-SM						
Miscellaneous receipts.....		316990-M	12/11	150.425	150.425	150.425	150.425	154.213
Wood product manufacturing.....	321		12/03	199.421	195.819	192.800	188.931	187.818
Sawmills and wood preservation.....	3211		12/03	161.371	157.309	154.404	149.089	149.117
Sawmills and wood preservation.....	32111		12/03	161.371	157.309	154.404	149.089	149.117
Sawmills.....	321113		12/80	229.519	222.396	217.434	208.931	209.947
Primary products.....		321113-P	12/03	154.603	149.411	146.111	139.410	140.227
Hardwood lumber, made in sawmills.....		321113-1	12/03	122.819	108.917	98.655	94.384	111.413
Softwood lumber, made in sawmills.....		321113-3	12/03	157.298	154.124	152.808	143.648	135.517
Softwood dressed lumber, less than 2 inches in nominal thickness, not edge worked.....		321113-32	06/12	173.776	178.061	182.457	183.508	180.865
Softwood dressed 2-inch lumber, 2 inches in nominal thickness only, not edge worked.....		321113-33	06/12	175.070	168.899	166.809	149.008	135.586
Softwood dressed lumber and timbers, more than 2 inches in nominal thickness, not edge worked.....		321113-34	06/12	162.139	155.472	150.384	149.923	137.642
Wood chips, excluding field chips.....		321113-5	12/80	144.554	144.438	143.083	146.465	146.609
Wood ties, siding, shingles, and shakes, and contract sawing of logs owned by others.....		321113-7	12/03	167.993	168.263	168.108	170.306	172.382
Secondary products and miscellaneous receipts.....		321113-SM						
Wood preservation.....	321114		06/85	285.505	285.566	285.020	280.699	276.537
Primary products.....		321114-P	06/85	276.143	276.207	276.641	272.817	270.269
Wood poles, piles, and posts owned and treated by the same establishment.....		321114-1	06/85	404.423	403.232	405.641	408.834	401.679
Other wood products owned and treated by the same establishment.....		321114-5	06/85	242.713	243.255	243.331	237.103	236.116
Receipts for treating wood owned by others w/ arsenical chemicals, creosote, & other chemicals.....		321114-9	06/85	222.944	222.248	221.123	220.040	228.840
Secondary products and miscellaneous receipts.....		321114-SM						
Plywood and engineered wood product mfg.....	3212		12/03	206.860	201.887	196.178	188.455	187.491
Plywood and engineered wood product mfg.....	32121		12/03	206.860	201.887	196.178	188.455	187.491
Hardwood veneer and plywood manufacturing.....	321211		06/85	231.270	235.161	234.189	232.620	234.671
Primary products.....		321211-P	06/85	242.891	247.347	245.351	244.749	245.896
Hardwood veneer, including veneer backed with paper, cloth, or other flexible material.....		321211-1	12/03	140.858	141.241	141.718	142.043	142.548
Hardwood plywood.....		321211-4	12/12	166.736	173.254	170.478	169.190	170.220
Hardwood veneered panels, including two-ply veneers.....		321211-7	06/85	244.951	241.773	240.473	241.420	242.615
Secondary products and miscellaneous receipts.....		321211-SM						
Softwood veneer and plywood manufacturing.....	321212		12/80	297.941	283.275	266.955	265.212	262.380
Primary products.....		321212-P	12/80	314.459	296.045	275.373	268.983	266.041
Softwood veneer, incl. veneer backed w/ paper, cloth, or other flexible material.....		321212-1	12/80	240.101	224.575	210.029	199.321	194.817
Softwood plywood products: rough, sanded, and specialties.....		321212-4	12/11	213.303	201.152	186.844	183.859	183.087
Secondary products and miscellaneous receipts.....		321212-SM						
Secondary products.....		321212-S	12/80	264.914	264.914	265.717	284.386	282.050
Engineered wood member manufacturing.....	321215		12/22	—	—	—	100.000	98.960
Primary products.....		321215-P	12/22	—	—	—	100.000	99.302
Engineered wood members (excluding trusses).....		321215-1	12/06	239.793	239.648	231.928	231.167	231.167
Laminated veneer lumber.....		321215-11	12/03	273.435	273.040	273.040	271.646	271.646
Other engineered structural wood members, excluding trusses & laminated veneer lumber.....		321215-12	12/03	300.788	300.826	282.695	282.247	282.247
Wood trusses.....		321215-2	12/03	337.707	330.302	313.150	302.423	299.458
Secondary products and miscellaneous receipts.....		321215-SM						
Reconstituted wood product manufacturing.....	321219		06/91	312.217	303.836	302.911	277.610	277.461
Primary products.....		321219-P	06/91	312.958	304.379	303.428	278.021	277.921
Hardboard products.....		321219-B	12/11	179.906	185.427	185.012	184.017	182.990
Particleboard made from particleboard produced at the same location.....		321219-1	12/82	402.759	395.518	396.228	390.440	389.985
Secondary products and miscellaneous receipts.....		321219-SM						
Other wood product manufacturing.....	3219		12/03	210.905	208.257	206.584	205.287	203.587
Millwork.....	32191		12/03	201.142	200.386	198.959	196.934	196.507
Wood window and door manufacturing.....	321911		12/03	201.640	202.906	202.454	200.672	200.559

See footnotes at end of table.

Table 11. Producer price indexes for net output of selected industries and their products, not seasonally adjusted — Continued
[January 2023]

Title ¹	Industry code	Product code	Index base	Unadjusted index ²				
				Sept. 2022	Oct. 2022 ^P	Nov. 2022 ^P	Dec. 2022 ^P	Jan. 2023 ^P
Wood window and door manufacturing - Continued								
Primary products.....		321911-P	12/03	198.737	200.054	199.620	197.727	197.610
Wood window units.....		321911-1	06/83	359.830	359.830	359.830	359.830	359.830
Double hung wood window units.....		321911-11	06/13	160.299	160.299	160.299	160.299	160.299
Casement wood window units.....		321911-12	06/13	176.415	176.415	176.415	176.415	176.415
All other wood window units, including horizontal sliding, awning and single hung.....		321911-13	06/13	151.009	151.009	151.009	151.009	151.009
Wood sash, excluding sash shipped in window units.....		321911-3	06/83	362.135	362.135	362.135	362.135	362.135
Wood window & door frames, incl. door frames in door units, excl. window frames in window units.....		321911-5	06/83	266.883	266.883	261.592	243.074	240.429
Wood panel, flush, & molded face doors, interior & exterior, incl. doors with glazed sections.....		321911-7	06/83	332.774	342.672	343.093	343.617	347.092
Other wood doors, incl. garage, patio, bifold, cabinet, screen, storm and louver.....		321911-9	06/83	315.095	314.031	314.430	314.416	312.848
Secondary products and miscellaneous receipts.....		321911-SM						
Secondary products.....		321911-S	12/03	192.942	194.105	193.002	190.761	190.261
Cut stock, resawing lumber, and planing.....	321912		12/03	205.426	201.508	197.927	194.702	194.200
Primary products.....		321912-P	12/03	198.358	193.487	189.035	185.023	184.433
Softwood lumber, made from purchased lumber.....		321912-3	12/03	253.310	249.319	243.330	235.625	234.830
Hardwood cut stock and dimension.....		321912-6	06/84	286.553	272.910	269.383	266.124	266.124
Softwood cut stock and dimension.....		321912-8	12/80	247.442	240.221	235.893	225.400	219.709
Sawn wood fence stock, wood lath, and contract resawing and planing.....		321912-9	12/03	213.544	213.544	213.544	213.544	213.544
Secondary products and miscellaneous receipts.....		321912-SM						
Other millwork, including flooring.....	321918		12/03	191.401	191.315	191.047	190.158	189.303
Primary products.....		321918-P	12/03	189.487	188.837	188.179	187.120	187.242
Wood moldings.....		321918-2	06/83	380.545	380.545	380.545	377.017	374.622
Other wood millwork products, including stairwork, exterior millwork, and softwood flooring.....		321918-5	12/03	173.501	169.041	164.182	161.211	162.635
Hardwood flooring.....		321918-7	06/84	258.969	260.120	261.529	262.287	261.127
Hardwood flooring, other than oak and maple.....		321918-72	12/03	177.100	177.100	176.898	176.898	176.898
Oak and maple hardwood flooring.....		321918-73	06/84	233.271	234.513	236.087	236.905	235.788
Secondary products and miscellaneous receipts.....		321918-SM						
Miscellaneous receipts.....		321918-M	12/03	154.752	155.720	159.796	—	—
Secondary products.....		321918-S	12/03	239.803	252.806	257.020	238.424	236.605
Wood container and pallet manufacturing.....	32192		12/03	223.901	217.519	213.901	212.800	211.658
Wood container and pallet manufacturing.....	321920		12/03	223.887	217.505	213.886	212.786	211.644
Primary products.....		321920-P	12/03	217.169	210.602	206.695	205.845	204.734
Nailed and lock-corner wood boxes.....		321920-1	06/85	212.185	212.185	212.185	211.778	212.185
Wood box and crate shook.....		321920-3	06/85	270.926	261.519	246.384	244.760	244.760
Wood pallets and pallet containers, wood and metal combination.....		321920-5	12/03	233.159	228.522	224.499	223.520	222.154
Other wood container parts and wood containers.....		321920-7	12/03	146.496	125.120	125.120	125.120	125.120
Secondary products and miscellaneous receipts.....		321920-SM						
Miscellaneous receipts.....		321920-M	12/03	361.776	356.088	356.634	351.203	345.149
Secondary products.....		321920-S	12/03	189.259	188.831	187.593	186.019	185.835
All other wood product manufacturing.....	32199		12/03	209.240	205.391	204.649	204.802	200.580
Manufactured home, mobile home, manufacturing.....	321991		06/81	506.287	502.517	500.760	500.574	494.101
Primary products.....		321991-P	06/81	506.364	502.547	500.813	500.624	494.154
Manufactured homes (mobile homes), all width sizes (incl. multisection).....		321991-1	06/81	507.401	503.576	501.838	501.649	495.165
Secondary products and miscellaneous receipts.....		321991-SM						
Prefabricated wood building manufacturing.....	321992		12/84	407.411	402.079	405.327	408.121	391.090
Primary products.....		321992-P	12/84	398.772	392.976	393.738	393.407	376.405
Prefabricated stationary wood buildings, components (not sold as complete units).....		321992-1	12/89	189.533	189.533	189.118	189.118	205.125
Prefabricated stationary wood buildings, shipped in panel form (complete units).....		321992-5	12/84	620.497	605.150	613.482	611.100	534.773
Prefabricated stationary wood buildings, precut packages (complete units).....		321992-6	12/84	520.617	521.020	521.410	521.056	514.407
Prefabricated stationary wood buildings, shipped in three-dimensional assemblies.....		321992-7	12/84	409.768	396.541	396.541	396.541	398.146
Prefabricated stationary wood buildings, three-dimensional assemblies, residential.....		321992-71	12/84	398.175	382.934	382.934	382.934	384.653
Prefabricated stationary wood buildings, three-dimensional assemblies, nonresidential.....		321992-72	12/84	499.479	499.489	499.489	499.489	499.686
Secondary products and miscellaneous receipts.....		321992-SM						
Miscellaneous receipts.....		321992-M	06/98	265.758	263.917	277.450	293.505	286.061
Miscellaneous wood product manufacturing.....	321999		12/03	147.506	142.517	140.913	140.636	139.043
Primary products.....		321999-P	06/84	219.925	212.218	209.616	209.136	205.662
All other miscellaneous wood products.....		321999-0	06/02	143.700	138.665	136.964	136.651	134.381
Secondary products and miscellaneous receipts.....		321999-SM						
Paper manufacturing.....	322		12/03	185.403	186.757	188.069	188.413	188.600

See footnotes at end of table.

Table 11. Producer price indexes for net output of selected industries and their products, not seasonally adjusted — Continued
 [January 2023]

Title ¹	Industry code	Product code	Index base	Unadjusted index ²				
				Sept. 2022	Oct. 2022 ^p	Nov. 2022 ^p	Dec. 2022 ^p	Jan. 2023 ^p
Paper manufacturing - Continued								
Pulp, paper & paperboard mills.....	3221		12/03	181.208	182.670	185.922	185.464	185.712
Pulp mills.....	32211		12/82	271.623	273.619	288.678	278.953	278.137
Pulp mills.....	322110		12/82	271.621	273.617	288.677	278.951	278.135
Primary products.....		322110-P	12/82	300.640	302.850	319.518	308.754	307.851
Special alpha and dissolving wood pulp, incl. sulfite and sulfate and other wood pulp.....		322110-6	12/11	137.772	138.123	146.804	141.041	139.718
All other miscellaneous pulp, other than wood, and pulp mill by-products, incl. turpentine.....		322110-9	06/88	427.066	438.290	449.226	444.087	463.712
Paper mills.....	32212		06/81	236.009	239.427	245.586	246.009	247.465
Paper mills.....	322120		12/03	161.639	163.800	168.021	168.181	169.212
Primary products.....		322120-P	12/03	162.739	164.762	167.542	167.175	169.005
Bleached bristol, clay-coated, uncoated, and industrial converted paper.....		322120-1	12/11	128.391	130.077	129.852	130.229	133.100
Sanitary tissue paper products, made in paper mills.....		322120-4	06/83	232.721	236.033	244.484	242.365	245.480
Newsprint and uncoated ground-wood paper.....		322120-5	12/03	136.651	141.133	144.648	146.703	138.955
Newsprint.....		322120-51	06/81	177.869	181.086	179.427	175.259	—
Secondary products and miscellaneous receipts.....		322120-SM						
Paperboard mills.....	32213		12/82	394.701	394.536	395.442	393.978	392.737
Paperboard mills.....	322130		12/82	395.137	394.974	395.882	394.416	393.173
Primary products.....		322130-P	12/82	375.934	376.872	378.105	376.556	375.347
Bleached packaging and industrial converting paperboard.....		322130-B	05/21	127.095	128.594	130.842	130.842	130.842
Unbleached kraft packaging and industrial converting paperboard.....		322130-1	12/82	367.874	367.874	367.874	367.874	367.758
Recycled paperboard.....		322130-7	12/82	444.302	444.765	444.743	438.277	432.578
Secondary products and miscellaneous receipts.....		322130-SM						
Secondary products.....		322130-S	12/82	545.637	526.626	—	—	—
Converted paper product mfg.....	3222		12/03	190.601	191.823	191.856	192.563	192.689
Paper container mfg.....	32221		12/84	331.752	332.367	333.760	333.622	333.748
Corrugated and solid fiber box manufacturing.....	322211		03/80	452.373	452.165	451.902	450.489	450.272
Primary products.....		322211-P	03/80	453.855	453.879	453.635	452.150	451.726
Corrugated and solid fiber boxes, including pallets.....		322211-0	03/80	453.855	453.879	453.635	452.150	451.726
Corrugated shipping containers for food and beverages and carryout boxes for retail food.....		322211-01	03/80	379.725	379.725	378.626	378.481	375.827
Corrugated shipping containers for paper and allied products.....		322211-02	03/80	470.412	470.478	470.412	468.368	482.292
Corrugated shipping containers for metal and electrical machinery.....		322211-03	06/02	270.656	270.656	270.656	270.447	265.415
Corrugated shipping containers for all other end uses.....		322211-04	03/80	452.873	452.873	452.873	452.727	453.970
Corrugated paperboard in sheets and rolls, lined and unlined.....		322211-05	03/80	403.002	403.461	403.674	399.277	395.491
Other corrugated and solid fiber products, including containers, pallets, pads, etc.....		322211-09	06/02	263.174	262.825	262.825	262.736	263.111
Secondary products and miscellaneous receipts.....		322211-SM						
Miscellaneous receipts.....		322211-M	06/02	297.483	294.830	293.355	292.725	292.675
Secondary products.....		322211-S	12/90	213.368	213.368	214.999	214.999	218.602
Folding paperboard box manufacturing.....	322212		12/83	226.780	228.731	233.039	234.509	235.075
Primary products.....		322212-P	12/83	221.802	223.881	228.295	229.866	230.421
Folding paperboard boxes, packaging, and packaging components.....		322212-0	12/83	221.802	223.881	228.295	229.866	230.421
Secondary products and miscellaneous receipts.....		322212-SM						
Other paperboard container manufacturing.....	322219		12/11	143.211	143.616	144.298	144.632	144.896
Primary products.....		322219-P	12/11	147.807	148.277	149.068	149.313	149.611
Setup (rigid) paperboard boxes.....		322219-1	12/83	438.609	437.198	452.067	455.673	471.985
Paperboard fiber drums with ends of any material.....		322219-7	12/85	523.017	521.871	520.416	520.416	519.971
Fiber cans, tubes, and similar fiber products.....		322219-8	12/85	418.447	420.447	420.331	420.773	421.717
Fiber cans, all fiber and composite.....		322219-81	12/85	361.545	363.853	362.302	363.421	364.792
Fiber cores and tubes.....		322219-82	12/85	461.097	462.931	463.768	463.768	463.768
Paperboard cones, reels, spools, bobbins, blocks, and all vulcanized fiber products.....		322219-83	12/02	153.644	153.791	153.791	153.791	153.791
Secondary products and miscellaneous receipts.....		322219-SM						
Miscellaneous receipts.....		322219-M	12/11	109.747	109.747	109.747	109.747	—
Paper bag and coated and treated paper mfg.....	32222		12/03	173.552	175.767	174.954	176.147	176.280
Paper bag and coated and treated paper manufacturing.....	322220		12/11	131.922	133.607	132.991	133.900	134.001
Primary products.....		322220-P	12/11	130.776	132.662	132.424	133.671	133.683
Specialty bags, pouches, and liners, multiweb laminations and foil, except film-film.....		322220-C	12/83	295.826	304.120	305.105	305.914	310.104
Uncoated single-web paper grocers' bags and sacks and variety and shopping bags.....		322220-D	12/83	423.850	423.850	423.850	428.583	428.583
Laminated aluminum foil rolls and sheets for flexible packaging uses.....		322220-F	12/03	145.105	160.220	160.220	160.220	164.078
Pasted, lined, laminated, or surface-coated paperboard.....		322220-G	12/84	346.385	346.385	346.385	346.385	339.170
Single-web paper, rolls and sheets, including waxed, for flexible packaging uses...		322220-H	12/87	285.046	289.676	289.676	291.202	294.108

See footnotes at end of table.

Table 11. Producer price indexes for net output of selected industries and their products, not seasonally adjusted — Continued
[January 2023]

Title ¹	Industry code	Product code	Index base	Unadjusted index ²				
				Sept. 2022	Oct. 2022 ^P	Nov. 2022 ^P	Dec. 2022 ^P	Jan. 2023 ^P
Paper bag and coated and treated paper manufacturing - Continued								
Multiweb laminated rolls and sheets, except foil, for flexible packaging uses		322220-J	12/03	168.560	170.751	170.723	171.231	170.482
Printing paper, coated at establishments other than where paper was produced. ...		322220-K	12/82	262.875	262.875	262.875	262.875	265.841
Pressure-sensitive products		322220-N	12/82	246.532	246.894	247.108	250.013	250.622
Wallcoverings		322220-7	06/85	182.992	182.992	182.992	182.992	182.992
Converted foil for nonpackaging applications		322220-8	06/13	123.754	123.754	123.754	123.754	123.754
Other coated and processed papers, except for packaging uses		322220-9	12/11	117.452	119.947	117.543	122.348	117.034
Secondary products and miscellaneous receipts		322220-SM						
Miscellaneous receipts		322220-M	12/11	136.931	136.931	122.741	115.646	116.378
Stationery product mfg.	32223		12/03	203.162	207.599	201.055	208.506	208.337
Stationery product manufacturing	322230		12/11	158.842	162.311	157.195	163.020	162.889
Primary products		322230-P	12/11	160.521	164.361	158.360	164.600	164.415
Die-cut paper and paperboard office supplies		322230-4	12/89	263.101	263.101	263.101	265.323	282.003
Envelopes, commercial, all types and materials		322230-5	12/84	260.811	262.083	262.753	264.116	259.664
Tablets, pads and related products		322230-9	06/85	250.518	250.865	259.559	264.748	268.154
Secondary products and miscellaneous receipts		322230-SM						
Miscellaneous receipts		322230-M	12/11	119.615	117.996	126.772	126.594	129.919
Other converted paper product mfg.	32229		12/03	144.040	145.131	146.286	146.035	146.398
Sanitary paper product manufacturing	322291		12/03	130.091	131.344	132.734	132.534	133.332
Primary products		322291-P	06/83	188.165	191.242	193.185	193.297	194.434
Disposable diapers and similar disposable products, made from purchased sanitary paper stock		322291-2	12/03	101.249	103.668	103.668	103.668	103.668
Sanitary tissue paper products, made from purchased sanitary paper stock or wadding		322291-5	12/03	161.381	162.423	166.279	166.501	168.349
Secondary products and miscellaneous receipts		322291-SM						
Miscellaneous receipts		322291-M	12/03	319.072	272.052	278.168	260.281	260.281
All other converted paper product mfg.	322299		12/03	179.452	180.094	180.602	180.226	179.149
Primary products		322299-P	12/03	175.187	175.886	176.343	176.259	175.404
Molded pulp goods, including egg cartons, florist pots, food trays, etc.		322299-1	12/03	186.988	187.111	188.212	191.282	192.396
Miscellaneous converted paper and paperboard products		322299-3	12/03	172.186	172.984	173.325	172.685	171.193
Secondary products and miscellaneous receipts		322299-SM						
Printing and related support activities	323		12/03	152.313	152.632	154.234	155.289	157.450
Printing and related support activities	3231		12/03	152.495	152.815	154.418	155.474	157.638
Printing	32311		12/03	153.950	154.270	155.935	157.020	159.252
Commercial screen printing	323113		12/03	126.506	127.102	127.106	128.098	129.439
Primary products		323113-P	12/03	125.991	126.668	126.668	127.649	128.935
Screen printing on garments, apparel accessories, and other fabric articles, excluding labels		323113-4	06/90	163.644	163.852	163.852	163.816	164.219
Screen printing (excluding on textiles, apparel, apparel accessories, and labels) ...		323113-6	12/06	118.499	120.249	120.249	123.343	127.504
Secondary products and miscellaneous receipts		323113-SM						
Miscellaneous receipts		323113-M	12/03	136.290	136.290	136.290	137.728	137.728
Secondary products		323113-S	12/03	119.522	119.913	119.946	120.676	122.525
Books printing	323117		12/83	257.479	260.255	264.008	266.703	271.367
Primary products		323117-P	12/83	255.919	259.087	263.213	264.318	269.312
Other book and pamphlet printing and binding		323117-E	06/93	154.771	154.799	154.799	157.712	157.712
Textbook printing and binding		323117-1	06/93	155.968	156.992	157.168	157.168	157.262
Technical, scientific, & professional book printing & binding		323117-3	06/93	154.545	155.642	155.752	156.400	156.444
Religious book printing and binding		323117-5	06/93	192.501	194.592	195.640	195.778	197.271
General book (trade, etc.) printing & binding		323117-7	06/93	215.579	220.421	228.412	228.581	238.664
Secondary products and miscellaneous receipts		323117-SM						
Commercial printing, except screen and books	32311K		12/11	137.031	137.195	138.783	139.708	141.725
Primary products		32311K-P	12/11	133.415	133.583	134.863	135.237	137.663
Commercial lithographic printing		32311K-0	06/82	212.432	212.735	215.182	216.090	216.494
Other commercial and general job printing (lithographic)		32311K-0B	12/01	137.646	137.764	144.514	145.520	145.624
Magazine and periodical printing (lithographic)		32311K-01	06/82	180.141	180.759	180.759	183.119	183.714
Label and wrapper printing (lithographic)		32311K-03	06/82	173.644	173.644	173.644	173.644	173.644
Catalog and directory printing (lithographic)		32311K-05	06/82	172.258	171.937	172.813	173.087	174.567
Advertising printing (lithographic)		32311K-09	06/82	180.993	181.453	182.303	182.703	182.977
Commercial flexographic printing		32311K-2	12/03	194.844	195.306	197.667	197.667	199.184
Label and wrapper printing (flexographic)		32311K-21	12/01	189.586	189.846	192.491	192.491	193.373
Quick printing		32311K-4	12/03	134.164	134.164	134.164	135.391	135.391
Digital printing		32311K-5	12/03	122.117	122.227	123.522	123.738	129.410
Manifold business forms printing		32311K-6	12/03	217.729	217.729	217.729	217.912	217.912
Other commercial printing		32311K-9	12/03	129.401	129.401	129.401	129.401	131.161
All other commercial and general job printing		32311K-9V	09/18	129.104	129.104	129.104	129.104	129.104
Secondary products and miscellaneous receipts		32311K-SM						

See footnotes at end of table.

Table 11. Producer price indexes for net output of selected industries and their products, not seasonally adjusted — Continued
 [January 2023]

Title ¹	Industry code	Product code	Index base	Unadjusted index ²				
				Sept. 2022	Oct. 2022 ^P	Nov. 2022 ^P	Dec. 2022 ^P	Jan. 2023 ^P
Commercial printing, except screen and books - Continued								
Miscellaneous receipts.....		32311K-M	12/11	143.665	143.788	143.745	146.743	146.731
Secondary products.....		32311K-S	12/11	208.231	208.351	219.189	230.350	230.944
Support activities for printing.....	32312		12/03	117.170	117.502	117.509	117.848	117.935
Support activities for printing.....	323120		12/11	118.894	119.231	119.238	119.582	119.669
Primary products.....		323120-P	12/11	116.883	117.238	117.238	117.587	117.644
Softcover, pamphlet, sample book, and other binding of books and materials printed elsewhere.....		323120-3	12/06	142.477	144.758	144.758	147.149	147.154
Miscellaneous binding and postpress work, incl collating, perforating, folding, gluing, etc.....		323120-5	12/06	133.295	133.295	133.295	133.295	133.486
Prepress services, excl platemaking (incl film, assembled flats, color sep., typesetting, etc.).....		323120-7	12/03	97.756	97.756	97.756	97.756	97.756
Printing plates and cylinders, prepared for printing (excl blank plates and blank cylinders).....		323120-9	12/03	105.112	105.112	105.112	105.112	105.112
Secondary products and miscellaneous receipts.....		323120-SM						
Petroleum and coal products manufacturing.....	324		12/84	438.860	461.746	442.946	360.680	386.861
Petroleum and coal products mfg.....	3241		12/84	438.860	461.746	442.946	360.680	386.861
Petroleum refineries.....	32411		06/85	442.635	467.343	446.940	357.832	385.410
Petroleum refineries.....	324110		06/85	442.719	467.439	447.021	357.865	385.441
Primary products.....		324110-P	06/85	462.298	488.933	466.501	370.326	399.538
Kerosene, except jet fuel.....		324110-B	06/85	492.353	496.721	486.911	383.577	411.365
Light fuel oils.....		324110-C	06/85	647.839	715.152	689.781	498.060	531.991
Home heating oil and other distillates, NEC.....		324110-C1	06/85	435.155	480.818	443.497	380.640	391.440
Diesel fuel.....		324110-C2	06/85	686.785	758.113	732.659	524.723	561.810
Heavy fuel oils, including No. 5, No. 6, heavy diesel, gas enrichment oils, etc.....		324110-E	06/85	328.632	269.653	287.910	278.180	234.898
Unfinished oils and lubricating oil base stock.....		324110-J	06/85	682.786	664.822	637.240	612.970	608.354
Liquefied refinery gases, including other aliphatics (feed stock and other uses)....		324110-R	06/85	863.742	765.275	722.743	870.962	959.654
Other finished petroleum products, including waxes.....		324110-T	06/85	398.430	595.997	732.749	795.293	687.150
Gasoline, including finished base stocks and blending agents.....		324110-1	06/85	318.412	332.784	305.723	246.822	272.957
Motor gasoline, including finished base stocks and blending agents.....		324110-12	06/85	319.215	334.270	306.708	247.904	274.411
Regular gasoline.....		324110-121	06/85	307.255	322.887	294.599	239.153	265.649
Mid-premium gasoline.....		324110-122	12/87	474.106	489.692	450.973	363.721	408.059
Premium gasoline.....		324110-123	06/85	350.825	359.480	342.277	268.884	293.566
Jet fuel.....		324110-6	06/85	455.983	460.173	449.819	370.439	414.679
Asphalt.....		324110-9	06/85	358.687	332.138	308.042	191.574	233.152
Secondary products and miscellaneous receipts.....		324110-SM1						
Asphalt paving and roofing materials mfg.....	32412		12/84	345.933	344.871	344.472	341.303	355.610
Asphalt paving mixture & block manufacturing.....	324121		06/81	399.452	396.952	393.953	385.675	423.382
Primary products.....		324121-P	06/81	400.177	397.509	394.310	385.311	424.465
Asphalt paving mixtures & blocks.....		324121-0	06/81	400.177	397.509	394.310	385.311	424.465
Emulsified asphalt, including liquid additives.....		324121-0111	12/04	281.292	279.312	276.086	272.122	271.621
Other liquid asphalt and tar paving materials, including cut-backs.....		324121-0121	12/04	430.851	432.612	428.093	411.405	405.925
Asphalt and tar paving mixt. (excl liquid), incl bitum. or asph. concrete, asph. paving cement.....		324121-0131	12/04	249.128	246.834	245.217	238.693	287.069
Secondary products and miscellaneous receipts.....		324121-SM						
Miscellaneous receipts.....		324121-M	12/04	197.850	197.850	197.850	197.850	197.850
Secondary products.....		324121-S	06/81	352.697	352.697	352.697	358.780	366.600
Asphalt shingle and coating materials manufacturing.....	324122		06/84	336.691	336.819	338.746	339.874	330.102
Primary products.....		324122-P	06/84	339.661	339.797	341.844	343.042	332.932
Roofing asphalts and pitches, coatings, and cements.....		324122-1	06/84	295.304	295.304	295.304	295.304	295.277
Prepared asphalt and tar roofing and siding products, incl. saturated felts for nonbuilding use.....		324122-2	06/84	341.745	341.902	344.253	345.629	334.668
Asphalt smooth-surfaced roll roofing and cap sheets, organic and fiberglass base.....		324122-21	12/12	135.082	136.191	136.191	136.561	133.928
Asphalt mineral-surfaced roll roofing and cap sheets, organic and fiberglass base.....		324122-22	06/06	266.322	269.369	269.009	270.140	271.251
Other prepared asphalt and tar products for roofing and siding.....		324122-27	06/06	174.332	175.738	175.930	175.741	175.044
Secondary products and miscellaneous receipts.....		324122-SM						
Other petroleum and coal products mfg.....	32419		12/84	571.702	577.642	578.250	577.032	575.436
Petroleum lubricating oil and grease mfg.....	324191		12/80	636.911	646.279	648.561	647.355	644.654
Primary products.....		324191-P	12/80	673.969	684.564	686.822	686.556	682.928
Petroleum lubricating oils and greases, refined petroleum.....		324191-0	12/80	673.969	684.564	686.822	686.556	682.928
Lubricating oils (incl. hydraulic fluids, etc.), refined petroleum.....		324191-011	12/80	704.948	716.898	719.503	719.196	715.138
Secondary products and miscellaneous receipts.....		324191-SM						
Miscellaneous receipts.....		324191-M	12/80	395.476	380.018	388.027	361.553	393.260
All other petroleum and coal products mfg.....	324199		12/03	391.494	389.275	386.017	384.845	385.587
Primary products.....		324199-P	12/03	405.137	402.675	399.217	397.974	398.731

See footnotes at end of table.

Table 11. Producer price indexes for net output of selected industries and their products, not seasonally adjusted — Continued
 [January 2023]

Title ¹	Industry code	Product code	Index base	Unadjusted index ²				
				Sept. 2022	Oct. 2022 ^P	Nov. 2022 ^P	Dec. 2022 ^P	Jan. 2023 ^P
All other petroleum and coal products mfg. - Continued								
Coke oven and blast furnace products, made in coke oven establishments.....		324199-3	12/09	197.791	199.617	195.511	196.564	201.007
All other petroleum and coal products (excl. coke oven products), made in coke oven estab.....		324199-9	12/02	453.898	444.968	446.022	441.249	441.548
Secondary products and miscellaneous receipts.....		324199-SM						
Chemical mfg.....	325		12/84	365.047	362.702	360.237	357.596	358.138
Basic chemical mfg.....	3251		12/84	466.779	461.046	455.454	450.274	444.434
Petrochemical mfg.....	32511		12/03	182.738	173.692	161.468	152.068	142.480
Petrochemical manufacturing.....	325110		12/03	183.733	174.233	162.324	152.724	143.023
Primary products.....		325110-P	12/03	197.214	183.299	174.022	162.349	148.635
Secondary products and miscellaneous receipts.....		325110-SM						
Industrial gas mfg.....	32512		12/03	238.893	238.956	224.783	218.902	219.851
Industrial gas manufacturing.....	325120		12/03	239.634	239.697	225.457	219.549	220.500
Primary products.....		325120-P	06/81	399.122	399.205	374.955	364.898	366.480
Oxygen.....		325120-A	06/81	542.995	542.627	542.763	543.159	544.871
Argon and hydrogen.....		325120-C	06/09	86.791	86.687	87.429	90.713	91.645
Other industrial gases (including fluorocarbon and acetylene).....		325120-T	06/09	281.283	280.342	256.400	243.779	244.746
Carbon dioxide.....		325120-4	06/81	657.626	656.691	640.094	652.144	652.866
Nitrogen.....		325120-7	06/81	282.375	288.893	284.645	284.696	286.508
Secondary products and miscellaneous receipts.....		325120-SM						
Synthetic dye and pigment mfg.....	32513		12/03	186.828	183.603	192.674	193.461	193.433
Synthetic dye and pigment manufacturing.....	325130		12/11	123.438	121.308	127.299	127.818	127.800
Primary products.....		325130-P	12/11	121.692	119.469	125.727	126.326	126.311
All other inorganic pigments, including TiO2, chrome colors, and other white opaque pigments.....		325130-N	09/21	128.441	126.404	134.135	134.135	134.135
Synthetic organic dyes, pigments, lakes, and toners.....		325130-R	09/21	117.682	114.768	118.039	120.181	120.113
Synthetic organic dyes.....		325130-R8	12/82	137.767	137.811	137.852	138.455	138.295
Synthetic organic pigments, lakes, and toners.....		325130-R9	12/82	211.378	203.798	212.247	217.385	217.385
Secondary products and miscellaneous receipts.....		325130-SM						
Secondary products.....		325130-S	12/11	139.829	139.829	140.341	140.341	139.609
Other basic inorganic chemical manufacturing.....	32518		12/03	414.115	404.517	397.164	397.374	400.879
Other basic inorganic chemical manufacturing.....	325180		12/10	180.412	176.322	173.121	173.219	174.742
Primary products.....		325180-P	12/10	149.122	150.282	147.778	148.176	149.870
Potassium and sodium compounds, excluding bleaches, alkalis, and alum.....		325180-A	12/82	583.810	604.871	621.357	641.447	646.870
All other inorganic chemicals.....		325180-H	12/03	376.449	370.466	372.826	378.126	389.240
Inorganic acids, excluding nitric, sulfuric and phosphoric.....		325180-3	12/82	165.677	171.465	175.510	170.879	170.879
Sodium hydroxide (caustic soda).....		325180-4	12/80	727.205	751.632	752.566	747.900	763.160
Carbon black, all processes.....		325180-6	12/83	689.475	647.911	633.839	623.599	599.657
Other alkalis.....		325180-7	12/11	176.985	181.909	182.351	181.944	182.185
Sulfuric acid.....		325180-9	12/82	259.309	254.436	172.046	-	-
Secondary products and miscellaneous receipts.....		325180-SM						
Miscellaneous receipts.....		325180-M	12/10	329.309	271.521	264.573	262.375	-
Secondary products.....		325180-S	12/10	-	273.936	269.623	269.830	260.729
Other basic organic chemical mfg.....	32519		12/03	242.502	242.230	243.541	242.188	239.383
Ethyl alcohol manufacturing.....	325193		12/03	264.552	260.227	267.720	259.848	254.995
Primary products.....		325193-P	12/82	287.973	280.822	294.393	277.687	269.408
Ethyl alcohol.....		325193-0	12/82	287.973	280.822	294.393	277.687	267.617
Distillers' dried grains (dark and light) and dried solubles.....		325193-2	12/22	-	-	-	100.000	101.989
Secondary products and miscellaneous receipts.....		325193-SM						
Secondary products.....		325193-S	12/03	239.478	239.668	236.573	245.551	253.980
Cyclic crude, intermediate, and gum and wood chemical mfg.....	325194		06/11	130.928	129.121	128.803	128.685	128.190
Primary products.....		325194-P	06/11	146.382	147.023	147.354	147.188	147.162
Gum and wood chemicals, including wood distillation products.....		325194-1	06/84	535.134	543.187	548.838	548.447	548.579
Cyclic crude and intermediate chemicals.....		325194-2	12/03	254.707	254.974	254.891	254.569	254.490
Secondary products and miscellaneous receipts.....		325194-SM						
All other basic organic chemical manufacturing.....	325199		12/03	243.592	245.253	244.352	245.405	243.162
Primary products.....		325199-P	12/82	419.539	422.685	420.416	421.414	416.185
Natural organic chemicals.....		325199-E	12/08	152.966	167.039	166.368	166.038	169.157
Synthetic organic chemicals for use as flavor and perfume materials.....		325199-H	12/03	-	132.360	132.360	132.360	131.351
Synthetic organic plasticizers.....		325199-N	12/03	252.698	243.418	240.962	215.692	226.096
Other synthetic organic chemicals.....		325199-R	12/03	206.135	202.302	197.364	197.831	190.198
Miscellaneous end use chemicals and chemical products, excluding urea.....		325199-T	12/82	410.097	419.855	423.715	438.528	423.516
Miscellaneous cyclic and acyclic chemicals and chemical products, excluding fatty acid esters.....		325199-V	12/82	407.506	415.340	406.122	401.275	405.398
Fatty acids.....		325199-1	06/85	390.596	370.361	379.963	354.466	365.229

See footnotes at end of table.

Table 11. Producer price indexes for net output of selected industries and their products, not seasonally adjusted — Continued
 [January 2023]

Title ¹	Industry code	Product code	Index base	Unadjusted index ²				
				Sept. 2022	Oct. 2022 ^p	Nov. 2022 ^p	Dec. 2022 ^p	Jan. 2023 ^p
All other basic organic chemical manufacturing - Continued								
Industrial organic flavor oil mixtures and blends.....		325199-7	12/08	463.068	463.068	463.068	463.068	463.139
Secondary products and miscellaneous receipts.....		325199-SM						
Miscellaneous receipts.....		325199-M	12/82	1,509.596	1,537.852	1,537.852	1,559.799	1,559.799
Secondary products.....		325199-S	12/82	318.982	319.188	320.587	324.470	325.951
Resin, synthetic rubber, and artificial/synthetic fiber/filaments mfg.....	3252		12/84	272.772	267.359	258.373	252.804	247.867
Resin and synthetic rubber mfg.....	32521		12/03	220.871	216.114	208.258	203.676	199.416
Plastics material and resin manufacturing.....	325211		12/80	361.292	353.335	340.474	333.602	326.813
Primary products.....		325211-P	12/80	331.983	323.279	309.393	302.163	295.708
Thermoplastic resins and plastics materials.....		325211-1	12/80	326.451	316.901	300.186	291.934	284.738
Thermosetting resins and plastics materials.....		325211-4	12/80	363.078	360.984	368.713	369.360	368.445
Secondary products and miscellaneous receipts.....		325211-SM						
Synthetic rubber manufacturing.....	325212		06/81	290.231	285.536	275.170	263.242	256.024
Primary products.....		325212-P	06/81	289.214	284.226	273.214	260.542	253.325
Synthetic rubber (vulcanizable elastomers).....		325212-0	06/81	289.214	284.226	273.214	260.542	253.325
Secondary products and miscellaneous receipts.....		325212-SM						
Artificial fibers and filaments manufacturing.....	32522		12/03	161.907	161.540	160.642	157.894	157.447
Artificial fibers and filaments manufacturing.....	325220		06/81	164.808	164.455	163.559	160.769	160.313
Primary products.....		325220-P	06/81	168.840	169.103	168.759	166.095	165.604
Polyester manufactured fibers.....		325220-7	12/89	167.343	170.291	168.929	163.495	161.308
Other noncellulosic organic fibers, incl. polyamide, polyolefin, and producer-textured.....		325220-9	06/11	129.651	129.180	129.172	127.825	128.167
Secondary products and miscellaneous receipts.....		325220-SM						
Pesticide, fertilizer, and other agricultural chemical mfg.....	3253		12/84	356.137	350.596	356.243	347.735	346.079
Fertilizer mfg.....	32531		12/03	316.968	322.842	326.299	311.033	304.002
Nitrogenous fertilizer manufacturing.....	325311		12/79	625.752	657.695	676.643	653.888	614.336
Primary products.....		325311-P	12/79	612.414	645.089	663.517	641.270	602.369
Synthetic ammonia, nitric acid, ammonium compounds, and urea.....		325311-A	12/14	173.155	182.814	188.261	181.685	169.921
Fertilizer materials of organic origin.....		325311-7	06/03	142.055	142.055	142.055	142.055	142.055
Secondary products and miscellaneous receipts.....		325311-SM						
Secondary products.....		325311-S	12/79	571.052	546.771	571.067	546.623	531.726
Phosphatic fertilizer manufacturing.....	325312		12/79	559.947	559.500	559.203	514.242	514.652
Primary products.....		325312-P	12/79	463.620	463.331	463.076	424.552	424.884
Phosphoric acid, superphosphates, and other phosphatic fertilizer materials.....		325312-A	12/09	225.021	224.837	224.673	200.018	200.234
Mixed fertilizers, made in plants which manufacture fertilizer materials.....		325312-7	12/79	495.492	495.492	495.492	495.492	495.492
Secondary products and miscellaneous receipts.....		325312-SM						
Fertilizer, mixing only, manufacturing.....	325314		12/79	306.454	306.374	306.076	307.230	312.418
Primary products.....		325314-P	12/79	308.100	308.246	307.913	309.933	315.266
Mixed fertilizers, mixing only.....		325314-0	06/86	273.666	273.795	273.500	275.294	280.031
Mixed fertilizers, dry, mixing only.....		325314-01	06/03	211.363	211.136	211.569	213.362	217.156
Mixed fertilizers, liquid, mixing only.....		325314-02	06/86	277.933	280.094	275.698	274.992	279.082
Secondary products and miscellaneous receipts.....		325314-SM						
Miscellaneous receipts.....		325314-M	12/79	236.373	233.843	233.847	225.544	226.505
Pesticide and other agricultural chemical mfg.....	32532		12/03	180.632	169.089	173.222	175.126	178.209
Pesticide and other agricultural chemical manufacturing.....	325320		06/82	248.709	232.814	238.505	241.127	245.371
Primary products.....		325320-P	06/82	263.720	246.120	252.159	255.103	259.582
Agricultural and commercial pesticides and chemicals.....		325320-1	06/03	181.801	167.761	172.453	174.801	177.814
Lawn and garden pesticides and chemicals.....		325320-4	06/03	191.914	191.914	193.966	193.966	201.616
Household and institutional pesticides and chemicals.....		325320-7	06/03	174.133	174.133	174.133	174.133	175.344
Secondary products and miscellaneous receipts.....		325320-SM						
Pharmaceutical and medicine mfg.....	3254		12/84	552.054	553.472	553.605	550.205	560.592
Pharmaceutical and medicine mfg.....	32541		12/03	230.500	231.092	231.148	229.728	234.065
Medicinal and botanical manufacturing.....	325411		06/82	182.493	182.365	183.220	182.845	183.591
Primary products.....		325411-P	06/82	185.747	185.617	186.487	186.106	186.940
Synthetic organic medicinal chemicals, medicinal & botanical drugs, & other products.....		325411-0	12/11	103.613	103.541	104.026	103.813	104.279
Secondary products and miscellaneous receipts.....		325411-SM1						
Pharmaceutical preparation manufacturing.....	325412		06/81	869.735	872.101	872.365	869.397	888.082
Primary products.....		325412-P	06/81	953.671	954.196	954.527	950.798	971.330
Pharmaceuticals acting on the respiratory system, for human use.....		325412-A	06/01	224.438	224.949	224.949	219.373	222.673
Antihistamines and bronchodilators, including antiasthmatics.....		325412-A111	06/81	1,121.537	1,121.537	1,121.537	1,121.537	1,150.022
Other respiratory preparations.....		325412-A112	06/01	231.693	232.416	232.416	224.530	224.530
Other respiratory preparations, over-the-counter.....		325412-A112OC	05/17	105.136	107.036	107.036	107.036	107.036

See footnotes at end of table.

Table 11. Producer price indexes for net output of selected industries and their products, not seasonally adjusted — Continued
 [January 2023]

Title ¹	Industry code	Product code	Index base	Unadjusted index ²				
				Sept. 2022	Oct. 2022 ^P	Nov. 2022 ^P	Dec. 2022 ^P	Jan. 2023 ^P
Pharmaceutical preparation manufacturing - Continued								
Other respiratory preparations, prescription.....		325412-A112RX	05/17	114.948	114.948	114.948	110.220	110.220
Pharmaceuticals acting on the digestive or the genito-urinary systems, for human use.....		325412-D	06/01	195.728	195.728	195.794	195.794	196.229
Other digestive or genito-urinary preparations.....		325412-D112	06/01	202.187	202.187	202.257	202.257	202.752
Other digestive or genito-urinary preparations, prescription.....		325412-D112RX	05/17	101.845	101.845	101.887	101.887	102.185
Pharmaceuticals acting on the skin, for human use.....		325412-G	06/01	177.301	177.301	177.301	177.301	181.977
Other pharmaceutical preparations acting on the skin.....		325412-G311	12/09	108.022	108.022	108.022	108.022	111.202
Anti-acne preparations.....		325412-G611	12/09	106.076	106.076	106.076	106.076	106.142
Vitamin, nutrient, and hematinic preparations, for human use.....		325412-L	06/01	146.827	147.851	147.851	147.945	147.945
Multivitamins.....		325412-L111	06/81	199.166	199.953	199.953	199.953	199.953
Other vitamins and nutrients.....		325412-L112	06/01	155.456	156.898	156.898	157.073	157.073
Pharmaceuticals affecting parasitic and infective diseases, for human use.....		325412-Q	06/01	276.720	276.720	277.068	277.068	279.020
Broad and medium spectrum antibiotics.....		325412-Q111	06/81	600.203	600.203	603.966	603.966	603.966
Systemic antivirals.....		325412-Q112	06/01	284.896	284.896	284.896	284.896	294.106
Other parasitic and infective diseases.....		325412-Q113	06/01	304.966	304.966	304.966	304.966	307.934
Pharmaceuticals affecting neoplasms, the endocrine system, & metabolic diseases, for human use.....		325412-1	06/01	322.826	322.826	322.826	322.824	329.890
Cancer therapy products.....		325412-1111	06/81	937.851	937.851	937.851	937.851	955.129
Insulin/antidiabetes products.....		325412-1112	06/81	1,605.267	1,605.267	1,605.267	1,605.267	1,645.533
Other neoplasms, endocrine system, and metabolic diseases.....		325412-1113	06/81	1,096.010	1,096.010	1,096.010	1,096.010	1,122.287
Hormones and oral contraceptives.....		325412-1114	12/09	225.193	225.193	225.193	225.187	226.573
Pharmaceuticals acting on the central nervous system and the sense organs, for human use.....		325412-4	06/01	326.502	326.502	326.502	326.502	336.018
Analgesics.....		325412-4111	06/01	337.360	337.360	337.360	337.360	337.360
Psychotherapeutics.....		325412-4112	06/81	6,746.330	6,746.330	6,746.330	6,746.330	6,937.476
Antidepressants.....		325412-41121	12/87	1,192.003	1,192.003	1,192.003	1,192.003	1,223.604
Other psychotherapeutics, including tranquilizers.....		325412-41123	06/01	355.067	355.067	355.067	355.067	370.171
Other central nervous system and sense organs.....		325412-4113	06/01	257.986	257.986	257.986	257.986	269.547
Anticonvulsants.....		325412-4114	12/09	245.476	245.476	245.476	245.476	255.498
Analgesics, over-the-counter.....		325412-4111OC	05/17	105.118	105.118	105.118	105.118	105.118
Analgesics, prescription.....		325412-4111RX	05/17	127.948	127.948	127.948	127.948	127.948
Pharmaceuticals acting on the cardiovascular system, for human use.....		325412-7	06/81	1,636.918	1,636.918	1,636.918	1,636.918	1,714.967
Other cardiovascular preparations.....		325412-7113	06/01	538.921	538.921	538.921	538.921	559.400
Secondary products and miscellaneous receipts.....		325412-SM						
Miscellaneous receipts.....		325412-M	06/81	565.081	575.643	575.643	575.643	575.643
Secondary products.....		325412-S	06/81	302.657	304.274	304.274	304.299	314.427
In-vitro diagnostic substance manufacturing.....	325413		03/80	280.976	281.338	281.338	280.566	282.149
Primary products.....		325413-P	06/87	197.949	198.248	198.248	197.609	198.682
In-vitro diagnostic substances.....		325413-0	06/91	175.776	176.042	176.042	175.474	176.427
Secondary products and miscellaneous receipts.....		325413-SM						
Other biological product manufacturing.....	325414		06/91	245.021	245.668	245.390	239.349	241.516
Primary products.....		325414-P	06/91	248.566	249.363	249.021	249.021	251.049
Biological products, excluding diagnostic, for veterinary, industrial, and all other misc. uses.....		325414-A	03/80	173.487	176.506	175.210	175.210	-
Biological products, excluding diagnostic, for human use.....		325414-T	06/09	149.918	149.918	149.918	149.918	151.704
Secondary products and miscellaneous receipts.....		325414-SM1						
Paint, coating & adhesive mfg.....	3255		12/03	234.821	236.221	236.276	236.970	237.235
Paint and coating mfg.....	32551		06/83	417.654	420.878	421.357	422.654	423.557
Paint and coating manufacturing.....	325510		06/83	416.938	420.164	420.642	421.936	422.838
Primary products.....		325510-P	06/83	424.959	426.703	427.225	428.637	429.584
Miscellaneous allied paint products including paint and varnish removers, thinners, etc.....		325510-B	12/88	387.129	384.086	384.086	384.086	384.405
Architectural coatings.....		325510-1	06/83	494.746	500.465	500.444	503.014	503.183
Exterior architectural coatings.....		325510-11	12/12	180.724	183.302	183.282	185.766	185.940
Interior architectural coatings.....		325510-12	12/12	152.229	153.739	153.739	153.739	153.739
Product finishes for original equipment manufacturers (OEM), excluding marine coatings.....		325510-4	06/83	267.123	267.915	268.785	269.576	270.383
Transportation finishes, except powdered and high-solids coatings.....		325510-41	12/12	119.507	121.386	122.248	123.624	126.206
All other product finishes for original equipment manufacturers (OEM), excluding marine coating.....		325510-42	12/12	150.258	150.039	150.323	150.323	150.055
Special purpose coatings incl. marine, industrial, construction and maintenance coatings, etc.....		325510-7	06/83	559.658	555.951	556.902	557.352	561.100
Automotive, other transportation and machinery refinish paints and enamels, including primers.....		325510-71	12/12	173.588	174.076	174.076	174.076	172.689
Special purpose coatings, including all marine coatings and traffic marking paints.....		325510-72	12/12	155.351	153.692	154.069	154.248	155.419
Secondary products and miscellaneous receipts.....		325510-SM						
Secondary products.....		325510-S	06/83	347.285	347.285	347.285	347.285	345.922

See footnotes at end of table.

Table 11. Producer price indexes for net output of selected industries and their products, not seasonally adjusted — Continued
[January 2023]

Title ¹	Industry code	Product code	Index base	Unadjusted index ²				
				Sept. 2022	Oct. 2022 ^p	Nov. 2022 ^p	Dec. 2022 ^p	Jan. 2023 ^p
Paint and coating manufacturing - Continued								
Adhesive mfg.	32552		12/03	215.971	216.451	216.082	216.652	216.452
Adhesive manufacturing	325520		12/83	351.260	352.040	351.441	352.368	352.044
Primary products		325520-P	12/83	354.402	355.299	354.617	355.439	354.959
Nonstructural caulking compounds and sealants		325520-A	12/06	215.776	215.830	215.830	215.584	219.131
Structural sealants (load bearing)		325520-B	12/06	135.672	136.847	136.847	132.807	132.807
Synthetic resin & rubber adhesives, incl all types of bonding & laminating adhesives		325520-4	12/83	364.710	365.906	364.795	367.092	363.581
Epoxy adhesives		325520-41	06/06	200.422	200.422	200.422	200.422	200.750
Other synthetic resin and rubber adhesives		325520-46	06/97	244.767	245.365	244.283	241.882	242.257
Secondary products and miscellaneous receipts		325520-SM						
Secondary products		325520-S	12/83	292.459	292.226	292.307	293.613	303.201
Soap, cleaners, and toilet preparation mfg.	3256		12/84	203.753	203.977	204.231	206.061	208.513
Soap & cleaning compound mfg.	32561		12/03	174.130	173.719	174.061	176.959	178.553
Soap and other detergent manufacturing	325611		06/83	207.774	208.046	210.006	214.823	217.882
Primary products		325611-P	06/83	207.513	207.863	210.407	216.719	219.236
Soaps and detergents, commercial, industrial, and institutional		325611-1	06/83	303.970	304.546	306.173	329.246	337.024
Commercial, industrial, and institutional hard surface cleaners		325611-11	06/07	133.681	133.681	133.681	133.681	144.511
Commercial, industrial, and institutional laundry detergents		325611-12	06/07	169.993	170.896	170.896	170.896	172.434
Commercial, industrial, and institutional dishwashing detergents		325611-13	12/11	139.358	139.358	139.405	167.529	168.646
Commercial, industrial, and institutional metal cleaners		325611-14	12/11	142.590	142.590	142.590	142.590	142.590
Dairy, farm, and food plant cleaners, sanitizers, etc.		325611-16	06/07	157.306	157.306	158.497	158.497	158.497
Commercial, industrial, and institutional soaps, excluding specialty cleaners		325611-17	06/07	158.123	158.611	158.611	158.611	161.444
Commercial, industrial, and institutional scouring cleaners		325611-18	05/18	100.485	-	-	-	-
Household detergents		325611-4	06/83	166.939	167.341	171.654	171.823	171.823
Household alkaline detergents and cleaners		325611-45	05/18	128.399	128.447	139.432	139.862	139.862
Household dry and liquid laundry detergents		325611-46	05/18	106.060	106.409	106.409	106.409	106.409
Soaps, excluding specialty cleaners, household		325611-7	06/83	220.139	220.158	220.158	221.419	221.608
Secondary products and miscellaneous receipts		325611-SM						
Miscellaneous receipts		325611-M	06/83	234.914	234.914	234.914	234.914	234.914
Secondary products		325611-S	06/83	191.259	191.280	191.371	191.393	200.825
Polish and other sanitation good mfg.	325612		06/83	242.588	243.021	243.640	243.676	243.880
Primary products		325612-P	06/83	250.978	251.636	252.578	252.632	252.930
Polishing preparations and related products		325612-7	06/83	298.614	301.412	301.508	301.508	301.508
Specialty cleaning and sanitation products		325612-8	05/17	117.828	118.053	118.070	118.110	118.392
Disinfectants, nonagricultural, industrial and institutional		325612-81	05/17	139.084	139.084	139.084	139.084	139.600
Air and room fresheners		325612-83	06/83	187.917	187.917	187.917	187.917	188.329
Laundry fabric softeners and rinses, liquid and dry		325612-88	05/17	110.208	110.208	110.389	110.389	111.392
Other specialty cleaning and sanitation products		325612-89	06/89	187.142	188.129	187.971	188.148	188.392
Secondary products and miscellaneous receipts		325612-SM						
Miscellaneous receipts		325612-M	06/83	173.560	173.560	173.560	173.560	175.166
Surface active agent manufacturing	325613		12/83	346.263	342.150	338.205	344.558	344.646
Primary products		325613-P	12/83	376.709	372.171	367.602	374.934	374.934
Surfactants, finishing agents, and assistants		325613-0	12/83	376.709	372.171	367.602	374.934	374.934
Textile and leather assistants and finishes		325613-01	12/83	276.522	276.722	253.826	253.826	253.826
Surfactants (bulk surface active agents)		325613-02	12/83	417.186	411.247	411.247	420.760	-
Secondary products and miscellaneous receipts		325613-SM						
Toilet preparation mfg.	32562		12/03	127.177	127.818	127.875	127.917	129.754
Toilet preparation manufacturing	325620		03/80	231.291	232.457	232.560	232.638	235.978
Primary products		325620-P	03/80	231.396	232.738	232.842	232.910	236.219
Denture cleaners, mouthwashes, gargles, and rinses		325620-A	12/03	136.821	136.613	136.821	136.647	136.647
Creams, lotions, and oils, excluding shaving, hair, and deodorant		325620-D	03/80	221.259	224.404	224.404	224.404	234.373
Other cosmetics and toilet preparations		325620-G	06/99	120.356	120.356	120.356	120.356	120.718
Shaving preparations		325620-1	03/80	248.730	248.730	249.454	249.454	249.454
Perfumes, toilet waters, and colognes		325620-4	03/80	233.770	236.452	236.452	236.452	236.452
Hair preparations (including shampoos)		325620-7	03/80	266.889	269.004	269.355	269.768	273.933
Hair preparations incl professional, consumer, and cream/gel shampoos		325620-71	06/07	150.047	151.263	151.448	151.685	153.999
Hair tonics and hair dressings incl professional and consumer use		325620-72	06/07	123.975	124.886	125.081	125.261	127.275
Secondary products and miscellaneous receipts		325620-SM						
Secondary products		325620-S	03/80	372.606	378.781	379.667	380.549	381.343
Other chemical product & preparation mfg.	3259		12/03	176.187	173.984	174.519	174.349	174.787
Printing ink mfg.	32591		12/03	188.492	188.571	189.826	190.094	193.063
Printing ink manufacturing	325910		06/84	252.676	252.782	254.467	254.829	258.813
Primary products		325910-P	06/84	256.921	257.030	258.797	259.185	263.299
Flexographic printing inks		325910-A	06/84	307.679	307.679	307.679	307.679	307.679

See footnotes at end of table.

Table 11. Producer price indexes for net output of selected industries and their products, not seasonally adjusted — Continued
 [January 2023]

Title ¹	Industry code	Product code	Index base	Unadjusted index ²				
				Sept. 2022	Oct. 2022 ^P	Nov. 2022 ^P	Dec. 2022 ^P	Jan. 2023 ^P
Printing ink manufacturing - Continued								
Nonimpact/digital inks.....		325910-E	06/05	215.836	215.928	220.237	221.163	220.980
All other printing inks.....		325910-H	06/84	226.947	228.174	227.521	227.521	232.736
Lithographic and offset inks.....		325910-6	06/84	241.652	241.652	241.652	241.652	251.621
News and nonheat web offset printing inks.....		325910-61	12/89	331.419	331.419	331.419	331.419	347.632
Publication and commercial web inks.....		325910-62	12/97	156.179	156.179	156.179	156.179	167.048
Sheet-fed general inks.....		325910-63	12/97	161.984	161.984	161.984	161.984	161.984
Sheet-fed packaging inks.....		325910-64	06/05	148.548	148.548	148.548	148.548	148.548
Gravure printing inks.....		325910-7	06/84	172.944	172.944	172.944	172.944	172.944
Secondary products and miscellaneous receipts.....		325910-SM						
Miscellaneous receipts.....		325910-M	06/84	189.805	189.805	189.805	189.805	189.805
Secondary products.....		325910-S	06/84	166.638	166.789	166.865	166.105	166.927
Explosives mfg.....	32592		12/06	149.821	151.594	153.280	151.735	149.202
Explosives manufacturing.....								
Primary products.....	325920	325920-P	12/80	380.514	385.018	389.301	385.374	378.942
Explosives and blasting accessories.....		325920-0	12/80	338.170	342.692	347.237	343.175	336.925
Secondary products and miscellaneous receipts.....		325920-SM		340.366	344.917	349.491	345.403	339.113
All other chemical product & preparation mfg.....	32599		12/03	174.820	172.080	172.444	172.306	172.704
Custom compounding of purchased resins.....								
Primary products.....	325991	325991-P	06/93	214.522	208.641	209.098	207.906	202.509
Custom compounding of purchased resins and color concentrates.....		325991-0	06/93	224.488	217.844	218.321	217.077	211.442
Secondary products and miscellaneous receipts.....		325991-SM	06/93	223.365	216.754	217.229	215.991	210.384
Photographic Film, Paper, Plate, Chemical, and Copy Toner Manufacturing.....								
Primary products.....	325992	325992-P	12/03	157.825	151.897	151.762	150.897	157.572
Photographic sensitized film, plates, paper, & cloth.....		325992-T	06/07	168.375	158.905	164.418	162.244	170.217
Photographic sensitized film, plates, paper, & cloth, silver-halide-type (excl X-ray).....		325992-T1	01/00	183.109	169.865	177.288	174.543	186.698
Photographic sensitized film, plates, paper & cloth, other than silver-halide-type (incl X-ray).....		325992-T3	12/03	178.328	—	168.730	163.976	177.764
Prepared photographic chemicals.....		325992-5	12/03	170.781	171.537	171.408	172.058	172.058
Secondary products and miscellaneous receipts.....		325992-SM	12/83	78.567	78.453	78.940	78.481	78.481
Other miscellaneous chemical product manufacturing.....								
Primary products.....	325998	325998-P	06/85	255.792	256.173	257.093	258.154	259.816
Water treating compounds.....		325998-A	06/85	249.693	250.034	250.822	251.993	253.509
All other chemical preparations, including essential oils, matches, and gelatin.....		325998-J	06/85	219.686	219.288	220.306	221.771	221.871
Secondary products and miscellaneous receipts.....		325998-SM	06/85	271.954	272.189	271.795	273.456	276.641
Miscellaneous receipts.....		325998-M	12/03	160.809	160.809	162.512	162.512	164.972
Secondary products.....		325998-S	06/85	367.923	369.440	371.234	371.098	370.982
Plastics and rubber products mfg.....	326		12/84	255.143	254.390	254.039	254.059	254.021
Plastics product mfg.....	3261		06/93	228.875	227.777	227.213	227.104	226.260
Unsupported plastics film, sheet, and bag mfg.....	32611		12/03	207.606	206.710	205.428	203.410	202.646
Plastics bag and pouch manufacturing.....								
Primary products.....	326111	326111-P	12/03	215.125	214.048	211.731	211.673	212.572
Single-web film specialty bags, pouches, and liners.....		326111-1	12/03	218.144	217.097	214.601	214.630	215.527
Polyethylene grocery and variety bags and pouches.....		326111-11	12/83	334.080	332.340	327.906	327.953	329.414
Polyethylene refuse bags.....		326111-12	06/07	169.341	169.113	167.752	167.752	167.752
Other polyethylene bags, pouches, and liners.....		326111-15	06/07	161.280	157.362	151.405	151.405	149.361
Coextruded single-web film specialty bags, pouches, & liners.....		326111-16	06/07	179.097	178.722	177.343	177.488	181.197
Multiweb film/film combination specialty bags, pouches, and liners.....		326111-13	06/13	136.709	136.709	136.709	136.709	136.709
Secondary products and miscellaneous receipts.....		326111-SM	12/03	207.431	207.304	208.840	208.842	206.710
Secondary products.....		326111-S	12/03	230.404	227.578	225.375	225.286	227.771
Plastics packaging film and sheet mfg.....	326112		12/03	176.749	175.455	173.277	172.079	170.213
Primary products.....		326112-P	12/03	179.040	177.703	175.632	174.342	172.303
Single-web film, rolls, and sheets, including coextruded, for flexible packaging uses.....		326112-1	12/87	271.776	268.402	264.121	266.371	262.256
Single-web film, rolls, and sheets for flexible packaging uses.....		326112-11	06/07	175.189	174.170	171.442	172.541	169.451
Coextruded single-web film, for flexible packaging uses.....		326112-12	06/07	165.618	158.458	155.713	158.633	157.788
Film/film multiweb laminated rolls and sheets, excluding foil, for flexible packaging uses.....		326112-3	12/87	205.985	207.106	206.967	197.169	198.204
Secondary products and miscellaneous receipts.....		326112-SM						
Secondary products.....		326112-S	12/03	175.632	174.322	170.358	169.671	170.056
Nonpackaging plastics film and sheet mfg.....	326113		06/93	256.789	256.282	256.320	252.122	251.264
Primary products.....		326113-P	12/82	319.833	318.923	317.532	313.545	312.484
Unlaminated plastics film and sheet, excluding packaging.....		326113-0	12/82	319.833	318.923	317.532	313.545	312.484
Unlaminated polyethylene film and sheet.....		326113-01	06/93	308.717	311.071	310.548	309.432	308.738
Unlaminated vinyl and vinyl copolymer film and sheet.....		326113-03	06/93	267.305	267.305	267.305	261.302	261.302

See footnotes at end of table.

Table 11. Producer price indexes for net output of selected industries and their products, not seasonally adjusted — Continued
[January 2023]

Title ¹	Industry code	Product code	Index base	Unadjusted index ²				
				Sept. 2022	Oct. 2022 ^P	Nov. 2022 ^P	Dec. 2022 ^P	Jan. 2023 ^P
Nonpackaging plastics film and sheet mfg. - Continued								
Miscellaneous unlaminated plastics film and sheet.....		326113-04	06/93	245.614	243.914	243.437	239.307	239.436
Secondary products and miscellaneous receipts.....		326113-SM						
Secondary products.....		326113-S	06/93	177.163	177.951	184.429	175.062	174.352
Plastics pipe/fitting/unsupported shapes mfg.....	32612		12/03	295.203	292.422	292.203	292.418	291.663
Unlaminated plastics profile shape mfg.....								
Primary products.....	326121	326121-P	06/93	174.784	172.084	175.787	179.111	180.130
Unlaminated plastics profile shapes.....		326121-0	12/82	225.448	221.924	227.140	231.540	233.067
Secondary products and miscellaneous receipts.....		326121-SM						
Plastics pipe and pipe fitting manufacturing.....								
Primary products.....	326122	326122-P	06/93	522.559	518.928	513.830	510.280	507.025
Plastics pipe.....		326122-1	12/82	502.775	502.516	497.363	493.861	490.694
Plastics drain, waste, and vent pipe.....		326122-11	12/82	502.205	498.079	492.834	490.540	487.082
Plastics water pipe.....		326122-13	06/87	297.422	294.568	280.464	281.628	269.171
Plastics sewer, stormdrain, and water main pipe.....		326122-18	06/87	440.317	441.549	441.283	431.840	439.155
Other plastics pipe.....		326122-1B	12/17	232.052	228.274	230.445	229.458	228.196
Plastics pipe fittings and unions.....		326122-3	07/87	534.178	522.024	522.024	522.024	524.527
Secondary products and miscellaneous receipts.....		326122-SM	12/03	440.716	441.318	437.325	429.701	428.393
Miscellaneous receipts.....		326122-M						
Secondary products.....		326122-S1	12/99	252.103	239.491	241.053	240.085	235.803
			12/17	144.150	146.319	146.050	145.754	145.906
Laminated plastics plate, sheet, and shape mfg.....	32613		12/03	164.097	164.108	164.500	164.334	164.154
Laminated plastics plate, sheet (except packaging), and shape manufacturing.....								
Primary products.....	326130	326130-P	06/93	204.113	204.126	204.614	204.408	204.183
Laminated plastics plates, sheet (except packaging), and shapes.....		326130-0	12/82	267.136	267.154	267.833	267.541	267.541
Secondary products and miscellaneous receipts.....		326130-SM						
Secondary products.....		326130-S	06/93	186.303	186.303	-	-	-
Polystyrene foam product mfg.....	32614		12/03	342.141	332.544	333.385	327.650	327.549
Polystyrene foam product manufacturing.....								
Primary products.....	326140	326140-P	12/03	342.281	332.685	333.526	327.791	327.691
Packaging, polystyrene foam products.....		326140-2	12/03	337.804	326.198	327.216	320.240	320.033
Polystyrene foam food containers.....		326140-21	12/03	411.626	392.981	396.322	385.408	383.629
Polystyrene foam protective shipping pads, shaped cushioning, etc.....		326140-22	06/06	373.404	345.196	350.251	335.872	332.629
Building and construction polystyrene foam products.....		326140-3	06/06	323.737	323.737	323.737	320.968	322.707
Consumer and institutional polystyrene foam products.....		326140-5	12/03	245.828	245.828	245.123	244.547	244.787
All other polystyrene foam products incl. transportation application uses.....		326140-9	12/82	440.602	419.723	422.299	409.904	410.966
Secondary products and miscellaneous receipts.....		326140-SM	06/06	201.865	201.865	198.007	198.007	198.007
Foam product (ex polystyrene) mfg.....	32615		12/03	200.864	200.470	200.273	203.914	203.828
Urethane and other foam product mfg.....								
Primary products.....	326150	326150-P	12/03	200.837	200.444	200.247	203.885	203.799
Packaging polyurethane foam products.....		326150-2	12/03	196.131	195.685	195.503	199.352	199.246
Furniture and furnishings polyurethane foam products.....		326150-4	12/03	291.290	291.290	291.290	291.290	291.290
Polyurethane foam formed and slab stock for pillows, seating, and cushioning.....		326150-41	12/82	331.360	329.075	328.352	334.163	331.977
Consumer and institutional polyurethane foam products.....		326150-5	12/05	174.817	170.336	168.919	169.386	169.210
All other miscellaneous polyurethane foam products.....		326150-6	12/03	206.445	206.445	206.445	231.830	231.830
Products made of foam other than polystyrene or polyurethane.....		326150-9	12/03	117.949	118.263	118.263	118.424	118.424
Secondary products and miscellaneous receipts.....		326150-SM	12/99	160.473	160.942	160.942	160.942	163.762
Secondary products.....		326150-S	12/03	244.520	244.894	244.508	244.891	245.656
Plastics bottle mfg.....	32616		12/03	156.185	154.880	154.597	154.537	150.745
Plastics bottle manufacturing.....								
Primary products.....	326160	326160-P	06/93	176.039	174.568	174.249	174.182	169.907
Plastics bottles.....		326160-0	12/82	196.653	194.975	194.615	194.538	189.643
Secondary products and miscellaneous receipts.....		326160-SM	06/87	187.390	185.791	185.448	185.374	180.709
Other plastics product mfg.....	32619		12/03	182.674	182.693	182.184	182.847	182.370
Plastics plumbing fixture manufacturing.....								
Primary products.....	326191	326191-P	06/93	200.902	200.908	200.397	201.472	204.798
Plastics plumbing fixtures.....		326191-0	06/93	202.472	202.463	201.921	203.062	206.592
Secondary products and miscellaneous receipts.....		326191-SM						
Miscellaneous receipts.....		326191-M	12/04	104.593	104.768	104.768	104.768	101.079
All other plastics product manufacturing.....								
Primary products.....	326199	326199-P	06/93	202.065	202.087	201.523	202.247	201.542
All other reinforced and fiberglass plastics products.....		326199-A	06/87	239.715	239.729	239.017	239.442	238.419
Consumer/institutional/commercial fabricated plastics products (excl. foam and wire coated).....		326199-C	06/93	246.125	246.125	246.125	250.225	252.216
			06/93	213.584	214.397	214.801	214.832	215.425

See footnotes at end of table.

Table 11. Producer price indexes for net output of selected industries and their products, not seasonally adjusted — Continued
[January 2023]

Title ¹	Industry code	Product code	Index base	Unadjusted index ²				
				Sept. 2022	Oct. 2022 ^p	Nov. 2022 ^p	Dec. 2022 ^p	Jan. 2023 ^p
All other plastics product manufacturing - Continued								
Transportation fabricated plastics products (excluding foam and reinforced plastics).....		326199-1	06/93	139.973	140.381	140.187	140.185	140.193
Electrical and electronic fabricated plastics (excluding foam and reinforced plastics).....		326199-2	12/82	148.790	150.055	150.055	152.462	152.462
Industrial machinery plastics products, excluding foam (incl. gears, bearings, etc.).....		326199-3	06/93	194.369	201.793	200.064	203.381	203.381
Plastics packaging (excluding film, sheet, foam, and bottles).....		326199-4	06/93	216.313	213.445	211.083	211.002	206.376
Building & construction fabricated plastics products (excl foam, plumbing fixtures, hardware).....		326199-8	12/03	187.203	186.609	185.636	184.960	184.126
Secondary products and miscellaneous receipts.....		326199-SM						
Miscellaneous receipts.....		326199-M	12/99	171.757	172.193	172.193	180.623	181.132
Secondary products.....		326199-S	06/93	176.275	175.967	175.844	175.919	176.630
Rubber product mfg.....	3262		12/03	188.409	189.369	190.000	190.461	193.732
Tire mfg.....	32621		06/81	209.788	211.521	212.533	213.540	218.978
Tire manufacturing, except retreading.....	326211		06/81	209.798	211.531	212.544	213.551	218.988
Primary products.....		326211-P	06/81	193.534	195.371	196.444	197.512	202.633
Tread rubber, tire sundries, and repair materials.....		326211-H	06/81	287.833	287.850	287.850	287.933	287.933
Pneumatic tires (including passenger, truck, bus, tractor, industrial, and other tires).....		326211-0	12/11	116.432	117.616	118.309	118.995	122.304
Passenger car pneumatic tires (casings).....		326211-01	06/81	172.404	176.357	176.652	176.652	182.295
Truck and bus (including off-the-highway) pneumatic tires.....		326211-03	06/81	195.199	193.315	196.077	199.371	204.009
Secondary products and miscellaneous receipts.....		326211-SM						
Rubber and plastics hose and belting.....	32622		12/03	208.213	206.819	206.519	206.646	207.592
Rubber and plastics hose and belting mfg.....	326220		12/81	332.914	330.681	330.200	330.405	331.916
Primary products.....		326220-P	12/81	333.401	332.169	331.644	331.868	333.443
Rubber and plastics belt and belting mfg.....		326220-D	12/11	143.597	144.124	144.240	144.240	146.417
Rubber and plastics transmission belts and belting (excluding flat).....		326220-D2	12/81	226.837	229.182	229.182	229.182	230.717
Rubber and plastic hose mfg.....		326220-H	12/11	136.606	135.364	134.910	135.069	134.171
Rubber and plastics hose for on- and off-highway motor vehicles.....		326220-H3	12/04	153.543	151.968	150.589	150.589	150.589
Industrial rubber and plastics hose without fittings.....		326220-H4	12/04	169.487	166.031	166.031	166.031	164.405
Rubber and plastics water hose (incl. fire, irrigation, etc.).....		326220-H5	12/04	273.609	272.120	272.120	274.732	271.205
Secondary products and miscellaneous receipts.....		326220-SM						
Miscellaneous receipts.....		326220-M	12/04	181.381	173.937	173.937	—	—
Other rubber product mfg.....	32629		12/88	209.615	210.700	211.360	211.393	213.662
Rubber product mfg. for mechanical use.....	326291		12/88	159.858	159.954	160.664	160.664	162.904
Primary products.....		326291-P	12/88	150.760	150.760	151.339	151.339	153.556
Other extruded rubber mechanical goods (excl. auto)(excl. tubing).....		326291-C	12/03	148.189	148.189	149.280	149.280	149.280
Molded rubber mechanical goods, automotive.....		326291-1	06/83	104.640	104.640	104.640	104.640	106.957
Molded rubber mechanical goods, transportation (excluding automotive)/off-highway machinery.....		326291-2	12/03	150.065	150.065	150.065	150.065	153.442
Other molded rubber mechanical goods (excluding tubing).....		326291-9	12/03	180.162	180.162	180.162	180.162	180.162
Secondary products and miscellaneous receipts.....		326291-SM						
Secondary products.....		326291-S	06/83	276.278	277.341	280.075	280.075	281.387
All other rubber product manufacturing.....	326299		06/83	281.907	284.173	284.836	284.904	287.400
Primary products.....		326299-P	06/83	283.879	286.547	287.327	287.327	290.047
Rubber druggist and medical sundries, excluding gloves.....		326299-A	12/03	146.039	146.039	146.039	146.039	146.108
All other miscellaneous rubber goods.....		326299-B	06/83	234.923	234.923	234.923	234.923	241.072
Rubber compounds or mixtures for sale or interplant transfer.....		326299-6	06/83	321.892	330.212	330.212	330.212	329.000
All other industrial rubber products.....		326299-7	06/83	312.444	313.977	317.579	317.579	317.579
Secondary products and miscellaneous receipts.....		326299-SM						
Nonmetallic mineral product manufacturing.....	327		12/84	270.782	272.063	274.030	275.169	280.888
Clay product and refractory manufacturing.....	3271		12/03	170.968	171.764	172.216	173.552	175.070
Pottery, ceramics, and plumbing fixture mfg.....	32711		12/84	267.729	268.091	268.763	268.960	269.191
Pottery, ceramics, and plumbing fixture mfg.....	327110		12/11	147.137	147.336	147.705	147.813	147.940
Primary products.....		327110-P	12/11	142.118	142.353	142.788	142.916	143.044
Vitreous china, porcelain, and earthenware (semivitreous) table and kitchenware..		327110-5	12/06	—	—	—	—	146.673
All other pottery products (including china decorated for the trade).....		327110-6	12/06	164.211	164.211	164.211	164.863	165.032
Porcelain, steatite, and other ceramic electrical products.....		327110-7	12/85	309.462	310.540	312.540	312.729	312.186
Secondary products and miscellaneous receipts.....		327110-SM						
Clay building material and refractories mfg.....	32712		12/03	170.670	171.725	172.188	174.078	176.130
Clay building material and refractories mfg.....	327120		12/11	134.585	135.417	135.782	137.272	138.891
Primary products.....		327120-P	12/11	135.060	135.953	136.348	137.959	139.562
Brick and structural clay tile.....		327120-1	12/84	238.127	252.862	252.862	252.862	254.630
Building or common brick.....		327120-11	12/84	235.780	251.022	251.022	251.022	252.746

See footnotes at end of table.

Table 11. Producer price indexes for net output of selected industries and their products, not seasonally adjusted — Continued
[January 2023]

Title ¹	Industry code	Product code	Index base	Unadjusted index ²				
				Sept. 2022	Oct. 2022 ^P	Nov. 2022 ^P	Dec. 2022 ^P	Jan. 2023 ^P
Clay building material and refractories mfg. - Continued								
Glazed brick and other brick (paving, floor, and sewer).....		327120-12	12/04	180.535	180.679	180.679	180.679	183.938
Clay floor and wall tile, glazed and unglazed (including quarry tile and ceramic mosaic tile).....		327120-2	06/85	114.857	113.009	113.437	114.726	114.947
Nonclay refractories (excluding dead-burned magnesia).....		327120-6	12/04	196.855	195.090	196.008	197.618	201.731
Clay refractories.....		327120-7	12/04	208.977	208.977	208.977	214.859	218.379
All other structural clay products, excluding clay refractories.....		327120-9	12/85	279.257	279.257	279.257	281.065	281.065
Secondary products and miscellaneous receipts.....		327120-SM						
Miscellaneous receipts.....		327120-M	12/11	134.419	134.502	134.502	134.502	134.502
Glass and glass product manufacturing.....	3272		12/03	157.658	158.611	160.065	159.918	163.265
Glass and glass product manufacturing.....	32721		12/03	157.658	158.611	160.065	159.918	163.265
Flat glass manufacturing.....	327211		12/80	153.324	156.179	156.872	156.091	156.935
Primary products.....		327211-P	12/80	146.661	149.606	150.337	149.513	150.329
Flat glass (float, sheet, and plate process), made by flat glass producers.....		327211-1	12/80	153.818	156.077	157.131	155.942	157.223
Other glass products, made by flat glass producers.....		327211-4	12/06	167.094	172.852	172.852	172.852	172.852
Secondary products and miscellaneous receipts.....		327211-SM						
Other pressed and blown glass and glassware.....	327212		06/83	185.082	185.214	185.214	185.224	200.914
Primary products.....		327212-P	06/83	184.327	184.463	184.463	184.473	200.386
Glass fiber and machine-made pressed and blown glass and glassware, made by glass producers.....		327212-B	06/12	139.553	139.656	139.656	139.656	151.966
Handmade pressed and blown glass and glassware, made by glass producers....		327212-9	12/04	131.022	131.118	131.118	131.697	131.757
Secondary and miscellaneous receipts.....		327212-SM						
Glass container manufacturing.....	327213		06/82	250.239	250.239	256.030	256.030	262.060
Primary products.....		327213-P	06/82	251.156	251.156	257.017	257.017	263.088
Glass containers (including value of packaging).....		327213-0	12/03	180.657	180.657	184.873	184.873	189.240
Secondary products and miscellaneous receipts.....		327213-SM1						
Glass product mfg. made of purchased glass.....	327215		06/83	197.761	198.954	200.505	200.466	202.117
Primary products.....		327215-P	06/83	191.845	193.103	194.583	194.536	196.120
Pressed and blown glassware, made from purchased glass.....		327215-E	12/22	—	—	—	100.000	103.383
Machine-made pressed and blown glassware, made from purchased glass....		327215-E1	06/13	126.193	126.649	126.623	126.367	—
Other glass products, made from purchased glass.....		327215-F	06/83	185.370	187.026	189.103	189.103	190.562
Mirrors (decorated and undecorated), made from purchased glass.....		327215-9	06/83	192.568	192.568	192.568	—	—
Secondary products and miscellaneous receipts.....		327215-SM						
Secondary products.....		327215-S	06/83	—	—	—	—	247.715
Cement and concrete product manufacturing.....	3273		12/03	218.504	219.608	221.407	223.060	228.202
Cement manufacturing.....	32731		06/82	301.543	306.079	307.310	307.516	330.993
Cement manufacturing.....	327310		06/82	301.550	306.085	307.317	307.522	331.000
Primary products.....		327310-P	06/82	297.677	301.794	303.070	303.275	326.479
Cement, hydraulic (including cost of shipping containers).....		327310-0	06/89	294.275	298.346	299.607	299.809	322.749
Secondary products and miscellaneous receipts.....		327310-SM						
Ready-mix concrete manufacturing.....	32732		12/03	220.974	221.876	224.030	226.197	229.970
Ready-mix concrete manufacturing.....	327320		06/81	342.615	344.014	347.353	350.713	356.562
Primary products.....		327320-P	06/81	338.807	340.128	343.604	347.105	352.390
Northeast region ready-mix concrete.....		327320-A	12/12	147.016	149.817	150.279	151.797	150.275
Midwest region ready-mix concrete.....		327320-B	12/12	143.647	143.075	148.052	150.737	157.810
South region ready-mix concrete.....		327320-C	12/12	155.075	155.272	154.682	156.165	159.390
West region ready-mix concrete.....		327320-D	12/12	166.725	168.388	171.056	171.690	170.130
Secondary products and miscellaneous receipts.....		327320-SM						
Miscellaneous receipts.....		327320-M	06/81	384.638	389.748	389.748	389.748	389.748
Secondary products.....		327320-S	06/81	383.227	383.246	383.244	383.127	412.173
Concrete pipe, brick, and block manufacturing.....	32733		12/03	197.904	198.504	199.954	202.041	209.794
Concrete block and brick manufacturing.....	327331		06/81	325.667	326.342	326.535	327.094	342.173
Primary products.....		327331-P	06/81	337.223	338.043	337.975	338.496	354.345
Concrete block and brick.....		327331-0	12/06	159.913	160.302	160.270	160.517	168.032
Structural concrete block, lightweight units (weighing less than 105 lb/cubic ft.) (dry weight).....		327331-01	06/81	304.421	306.833	306.833	306.833	323.122
Structural concrete block, mediumweight units (weighing 105 - 124 lb/cubic ft.) (dry weight).....		327331-02	06/81	388.653	390.670	390.670	392.228	405.739
Structural concrete block, normalweight units (weighing 125 lb or more/cubic ft.) (dry weight).....		327331-03	06/81	368.326	368.890	368.952	370.845	386.438
Decorative concrete block (including screen, split, slump, shadowal block, etc.).....		327331-04	06/81	297.576	297.404	297.059	297.404	311.174
Concrete pavers (including grid, interlocking, etc.).....		327331-05	06/81	339.963	339.963	339.963	340.274	355.241
Concrete brick.....		327331-06	06/81	310.892	310.892	310.892	310.892	329.254
Secondary products and miscellaneous receipts.....		327331-SM						
Miscellaneous receipts.....		327331-M	06/81	291.511	291.511	291.511	291.511	295.892

See footnotes at end of table.

Table 11. Producer price indexes for net output of selected industries and their products, not seasonally adjusted — Continued
[January 2023]

Title ¹	Industry code	Product code	Index base	Unadjusted index ²				
				Sept. 2022	Oct. 2022 ^P	Nov. 2022 ^P	Dec. 2022 ^P	Jan. 2023 ^P
Concrete block and brick manufacturing - Continued								
Secondary products.....		327331-S	06/81	283.265	284.436	290.082	293.817	302.447
Concrete pipe manufacturing.....	327332		12/03	210.061	211.065	215.197	220.813	224.775
Primary products.....		327332-P	12/03	208.788	209.787	213.894	219.475	223.417
Concrete pipe.....		327332-0	12/03	208.788	209.787	213.894	219.475	223.417
Concrete storm sewer pipe.....		327332-02	12/99	269.369	274.735	270.438	275.994	283.472
Concrete pipe, except concrete culvert and storm sewer pipe.....		327332-03	06/94	255.144	255.144	255.144	262.575	262.575
Secondary products and miscellaneous receipts.....		327332-SM1						
Other concrete product manufacturing.....	32739		12/03	230.337	231.488	233.074	233.759	237.673
Other concrete product manufacturing.....	327390		12/03	230.358	231.508	233.095	233.780	237.698
Primary products.....		327390-P	12/03	227.940	229.163	230.694	231.327	234.989
Precast concrete products.....		327390-1	12/79	409.343	412.773	413.968	415.645	423.331
Precast concrete slabs and tile, roof and floor units.....		327390-11	07/85	379.892	381.880	381.880	382.167	382.167
Precast concrete architectural wall panels.....		327390-12	11/84	347.506	348.445	348.445	349.290	356.352
Burial vaults and boxes, precast concrete.....		327390-13	12/79	447.176	449.837	450.999	450.999	473.472
Precast concrete products (excl burial vaults and boxes, slabs and tile, and arch. wall panels).....		327390-14	12/79	381.120	385.565	387.421	389.815	396.700
Prestressed concrete products.....		327390-4	12/79	412.176	411.367	417.940	417.761	418.788
Prestressed concrete products (excl bridge beams and solid and hollow cored slabs and panels).....		327390-43	06/94	213.132	213.029	213.278	213.469	213.868
Prestressed concrete bridge beams.....		327390-46	01/17	209.986	209.422	212.338	211.845	211.901
Prestressed concrete solid and hollow cored slabs and panels.....		327390-47	01/17	163.398	162.764	171.427	171.468	173.120
Secondary products and miscellaneous receipts.....		327390-SM						
Secondary products.....		327390-S	12/79	490.666	490.666	490.952	499.147	517.666
Lime and gypsum product manufacturing.....	3274		12/03	238.554	239.846	241.615	241.043	253.648
Lime manufacturing.....	32741		12/03	267.918	274.070	278.406	277.320	327.474
Lime manufacturing.....	327410		12/85	344.471	352.380	357.956	356.560	421.044
Primary products.....		327410-P	12/85	358.400	366.629	372.430	370.978	438.069
Lime.....		327410-0	12/04	261.006	266.999	271.223	270.166	319.025
Gypsum product manufacturing.....	32742		12/03	238.783	237.980	238.704	238.328	238.270
Gypsum product manufacturing.....	327420		06/81	390.130	388.819	390.005	389.393	389.298
Primary products.....		327420-P	06/81	418.446	417.185	418.679	418.102	417.996
Gypsum building materials.....		327420-1	12/93	351.154	349.912	351.383	350.816	350.709
Other gypsum products.....		327420-5	01/00	243.423	243.423	243.423	243.423	243.423
Secondary products and miscellaneous receipts.....		327420-SM						
Other nonmetallic mineral products.....	3279		12/84	252.828	253.445	254.516	255.450	257.387
Abrasive product manufacturing.....	32791		12/03	165.694	167.167	170.391	172.529	173.267
Abrasive product manufacturing.....	327910		12/80	276.403	278.862	284.239	287.806	289.035
Primary products.....		327910-P	12/80	292.609	295.020	300.784	304.608	305.928
Nonmetallic sized grains, powders, and flour abrasives (incl. graded only).....		327910-1	06/87	245.196	245.927	245.397	245.397	245.397
Nonmetallic abrasive products (including diamond abrasives).....		327910-4	12/80	274.944	278.950	290.413	290.751	291.476
Nonmetallic coated abrasive products and buffing wheels, polishing wheels, and laps.....		327910-7	12/80	346.806	351.919	361.101	369.412	369.412
Secondary products and miscellaneous receipts.....		327910-SM						
Miscellaneous receipts.....		327910-M	12/80	341.882	356.809	356.809	356.809	356.809
All other nonmetallic mineral product mfg.....	32799		12/03	196.514	196.662	196.714	196.968	198.600
Cut stone and stone product manufacturing.....	327991		12/84	240.031	240.199	240.199	240.179	240.179
Primary products.....		327991-P	12/84	233.765	233.939	233.939	233.939	233.939
Dressed dimension granite (including gneiss, syenite, diorite, and cut granite).....		327991-1	12/84	227.481	227.481	227.481	227.481	227.481
Dressed dimension limestone (including dolomite, travertine, calcareous, tufa, & cut limestone).....		327991-4	12/84	204.238	204.238	204.238	204.238	-
Dressed dimension marble and other stone.....		327991-7	12/84	236.262	237.057	237.057	237.057	237.057
Secondary products and miscellaneous receipts.....		327991-SM						
Ground or treated mineral and earth manufacturing.....	327992		06/85	299.751	300.872	299.593	300.866	301.297
Primary products.....		327992-P	06/85	293.851	294.997	293.690	294.838	295.120
Ground or treated minerals and earths.....		327992-0	06/85	293.851	294.997	293.690	294.838	295.120
Treated lightweight aggregate and crushed slag, minerals and earths.....		327992-04	12/14	147.594	147.639	147.639	147.639	147.639
Other minerals or earths, treated.....		327992-06	12/14	84.789	84.863	85.251	86.087	86.162
Secondary products and miscellaneous receipts.....		327992-SM						
Mineral wool manufacturing.....	327993		12/81	289.490	289.110	290.037	290.415	291.269
Primary products.....		327993-P	12/81	289.804	289.414	290.291	290.679	291.536
Mineral wool for thermal and acoustical envelope insulation.....		327993-1	12/81	303.178	302.611	303.746	304.732	303.245
Mineral wool for industrial, equipment, and appliance insulation.....		327993-4	12/81	236.531	236.531	236.811	235.962	239.447
Secondary products and miscellaneous receipts.....		327993-SM						

See footnotes at end of table.

Table 11. Producer price indexes for net output of selected industries and their products, not seasonally adjusted — Continued
[January 2023]

Title ¹	Industry code	Product code	Index base	Unadjusted index ²				
				Sept. 2022	Oct. 2022 ^P	Nov. 2022 ^P	Dec. 2022 ^P	Jan. 2023 ^P
Mineral wool manufacturing - Continued								
Miscellaneous receipts.....		327993-M1	07/09	134.151	134.151	135.532	135.532	135.532
Miscellaneous nonmetallic mineral products manufacturing.....	327999		12/03	173.437	173.698	173.669	173.708	179.514
Primary products.....		327999-P	12/03	171.893	172.274	172.274	172.352	178.219
All other nonmetallic mineral products.....		327999-0	12/03	171.893	172.274	172.274	172.352	178.219
Other nonmetallic mineral products.....		327999-09	06/06	113.863	114.860	114.860	115.063	119.428
Secondary products and miscellaneous receipts.....		327999-SM						
Primary metal mfg.....	331		12/84	310.247	298.721	295.400	290.645	289.548
Iron & steel mills & ferroalloy mfg.....	3311		12/03	296.385	280.273	270.841	262.210	256.143
Iron & steel mills & ferroalloy mfg.....	33111		12/03	296.385	280.273	270.841	262.210	256.143
Iron and steel mills and ferroalloy mfg.....	331110		06/82	317.913	300.622	290.515	281.274	274.745
Primary products.....		331110-P	06/82	319.804	302.782	292.132	282.051	273.861
Steel ingots and semifinished products.....		331110-3	06/82	531.895	514.566	506.977	489.107	500.141
Ferroalloys and related products.....		331110-6	12/09	141.771	137.786	135.700	134.327	132.529
Hot rolled steel bars, plates, and structural shapes.....		331110-7	06/82	323.414	319.093	309.165	300.862	292.530
Hot rolled steel bars, plates, and structural shapes, carbon.....		331110-71	12/17	187.333	185.132	179.932	174.249	169.748
Secondary products and miscellaneous receipts.....		331110-SM						
Steel product mfg from purchased steel.....	3312		12/03	337.640	329.097	323.422	313.218	310.794
Iron & steel pipe and tube mfg from purchased steel.....	33121		12/03	409.671	400.829	396.667	384.390	379.588
Iron and steel pipe and tube manufacturing from purchased steel.....	331210		06/82	585.901	573.230	567.290	549.733	542.867
Primary products.....		331210-P	06/82	605.886	592.008	586.224	568.119	560.951
Iron and steel pipes and tubes, from purchased iron and steel.....		331210-0	06/82	605.886	592.008	586.224	568.119	560.951
Pipe and tube, carbon.....		331210-02	12/10	235.736	227.196	225.029	217.972	214.550
Pipe and tube, alloy.....		331210-03	12/10	184.825	190.008	188.002	181.549	178.633
Pipe and tube, stainless.....		331210-04	12/10	132.239	133.426	132.039	130.305	131.647
Secondary products and miscellaneous receipts.....		331210-SM1						
Rolling & drawing of purchased steel.....	33122		12/03	279.194	270.634	263.258	254.724	254.237
Rolled steel shape mfg.....	331221		06/82	308.696	296.402	283.428	270.128	267.525
Primary products.....		331221-P	06/82	288.474	275.801	261.881	248.247	244.795
Cold rolled steel sheet and strip, made from purchased steel.....		331221-1	06/82	301.654	285.873	262.782	243.439	237.550
Cold finished steel bars and bar shapes, made from purchased steel.....		331221-3	06/82	293.387	284.867	285.453	280.371	280.521
Secondary products and miscellaneous receipts.....		331221-SM						
Steel wire drawing.....	331222		06/82	365.417	357.026	352.153	344.821	346.171
Primary products.....		331222-P	06/82	375.434	366.481	361.584	353.534	354.836
Steel wire, including galvanized and other coated wire.....		331222-5	06/82	323.477	317.905	314.556	310.236	311.379
Carbon steel wire.....		331222-5A	06/82	331.288	328.510	323.278	317.290	316.471
Stainless steel wire.....		331222-5C	06/82	282.166	270.136	270.136	270.085	270.085
Secondary products and miscellaneous receipts.....		331222-SM						
Miscellaneous receipts.....		331222-M	03/98	161.832	161.577	156.777	156.306	156.306
Secondary products.....		331222-S	06/82	212.449	207.038	207.029	206.563	-
Alumina & aluminum production & processing.....	3313		12/03	159.920	154.535	154.046	155.405	160.129
Alumina & aluminum production & processing.....	33131		12/03	160.012	154.624	154.135	155.495	160.222
Secondary smelting and alloying of aluminum.....	331314		12/03	193.320	187.647	184.805	185.235	185.951
Primary products.....		331314-P	06/80	210.546	203.726	200.303	200.687	201.357
Aluminum ingot, including billet, made by secondary smelters.....		331314-2	12/03	201.218	193.863	190.138	190.552	191.263
Aluminum and aluminum-base alloys powders, paste, and flakes.....		331314-5	12/03	131.893	131.893	132.061	132.061	131.932
Secondary products and miscellaneous receipts.....		331314-SM						
Aluminum sheet, plate, and foil mfg.....	331315		06/81	213.783	208.139	205.351	207.708	212.602
Primary products.....		331315-P	06/81	220.954	215.121	212.239	214.675	219.733
Aluminum sheet, plate, and foil.....		331315-0	06/81	220.954	215.121	212.239	214.675	219.733
Other aluminum rolling, drawing, and extruding.....	331318		12/81	264.458	252.544	249.894	253.194	265.611
Primary products.....		331318-P	12/81	273.844	261.602	258.785	262.399	275.290
Extruded aluminum rod, bar, and other extruded shapes.....		331318-1	12/81	291.814	278.838	275.900	279.725	292.811
Extruded and drawn aluminum tube.....		331318-3	12/94	129.217	123.137	121.525	123.346	133.677
Secondary products and miscellaneous receipts.....		331318-SM						
Nonferrous (exc alum) production & processing.....	3314		12/03	264.912	258.985	270.032	273.155	278.111
Nonferrous metal (except aluminum) smelting and refining.....	33141		12/03	266.972	261.730	273.059	278.937	288.285
Nonferrous metal (except aluminum) smelting and refining.....	331410		12/09	105.095	103.030	107.489	109.802	113.482
Primary products.....		331410-P	12/09	109.498	107.182	111.682	113.926	117.817
Primary smelting and refining of copper.....		331410-1	06/80	285.875	283.432	292.005	292.005	297.401
Secondary products and miscellaneous receipts.....		331410-SM1						
Copper rolling/drawing/extruding & alloying.....	33142		12/03	303.642	293.549	305.419	308.973	316.553

See footnotes at end of table.

Table 11. Producer price indexes for net output of selected industries and their products, not seasonally adjusted — Continued
[January 2023]

Title ¹	Industry code	Product code	Index base	Unadjusted index ²				
				Sept. 2022	Oct. 2022 ^P	Nov. 2022 ^P	Dec. 2022 ^P	Jan. 2023 ^P
Copper rolling/drawing/extruding & alloying - Continued								
Copper rolling, drawing, extruding, and alloying.....	331420		12/11	119.902	115.916	120.604	122.008	125.002
Primary products.....		331420-P	12/11	119.466	115.326	120.384	121.823	124.733
Copper wire and cable.....		331420-A	12/03	263.091	262.360	269.518	273.096	280.681
Copper and copper alloy mill shapes, except wire and cable.....		331420-B	12/22	—	—	—	100.000	102.049
Copper and copper alloy sheet, strip, and plate.....		331420-B1	12/80	445.066	435.688	466.884	471.446	489.871
Copper and copper alloy rod, bar, and shapes.....		331420-B5	12/80	489.709	476.761	513.561	520.036	531.043
Secondary smelting, refining, and alloying of copper.....		331420-8	12/03	393.398	374.351	383.694	373.153	382.110
Secondary products and miscellaneous receipts.....		331420-SM						
Other nonferrous roll/draw/extruding/alloying.....	33149		12/03	230.979	227.894	237.880	239.484	239.947
Nonferrous metal (except copper and aluminum) rolling, drawing, and extruding.....								
Primary products.....	331491		12/03	219.067	213.866	212.357	212.467	216.558
All other nonferrous metal mill shapes.....		331491-P	12/03	189.441	184.778	183.963	184.048	187.675
Nickel and nickel-base alloy mill shapes.....		331491-D	06/82	302.306	286.288	287.532	288.550	293.228
Titanium and titanium-base alloy mill shapes.....		331491-3	06/82	296.770	286.375	281.927	281.592	283.838
Titanium and titanium-base alloy mill shapes.....		331491-3	06/82	180.929	181.734	181.734	181.734	184.811
Secondary products and miscellaneous receipts.....		331491-SM						
Secondary products.....		331491-S	06/82	366.344	364.076	364.076	365.500	359.454
Secondary smelting, refining, and alloying of nonferrous metal (except copper and aluminum).....								
Primary products.....	331492		12/03	250.946	249.036	266.784	269.416	266.264
Secondary products and miscellaneous receipts.....		331492-P	12/03	249.232	247.175	266.266	268.876	265.622
		331492-SM						
Foundries.....								
Ferrous metal foundries.....	3315		12/03	197.172	196.789	198.760	198.775	200.149
Iron foundries.....	33151		12/84	284.254	284.310	286.426	286.522	289.050
Primary products.....	331511		12/80	334.286	337.473	341.631	340.584	339.728
Ductile iron pressure pipe and fittings.....		331511-P	12/80	321.052	323.949	328.641	327.459	326.606
Other ductile iron castings.....		331511-1	12/80	426.109	423.326	459.575	455.546	452.015
Other ductile iron castings for automotive uses.....		331511-3	06/86	212.877	215.954	215.992	215.754	215.631
Other ductile iron castings for all other uses.....		331511-31	06/12	110.753	111.123	111.052	110.874	111.045
Other gray iron castings.....		331511-32	06/12	136.253	139.360	139.468	139.366	139.119
Other gray iron castings.....		331511-9	12/03	206.113	208.791	208.756	206.018	205.573
Secondary products and miscellaneous receipts.....		331511-SM						
Steel investment foundries.....	331512		06/81	365.641	357.785	357.880	357.880	363.872
Primary products.....		331512-P	06/81	348.596	340.871	340.871	340.871	346.589
Steel investment castings.....		331512-0	06/81	348.596	340.871	340.871	340.871	346.589
Secondary products and miscellaneous receipts.....		331512-SM						
Secondary products.....		331512-S	06/81	503.564	503.564	507.815	507.815	513.763
Steel foundries, except investment.....	331513		06/81	264.559	263.691	264.019	266.683	275.440
Primary products.....		331513-P	12/03	199.490	198.783	199.050	201.221	208.049
Carbon steel castings, except investment.....		331513-1	06/81	283.102	283.381	284.259	291.489	292.250
Alloy steel castings, excluding investment.....		331513-4	12/17	140.337	139.368	139.372	139.372	145.673
High alloy steel castings, except investment.....		331513-41	06/81	377.096	377.096	377.135	377.135	403.407
Other alloy steel castings, except investment.....		331513-43	12/03	191.297	189.319	189.317	189.317	189.656
Secondary products and miscellaneous receipts.....		331513-SM						
Nonferrous metal foundries.....	33152		12/84	242.898	241.610	245.009	244.928	245.983
Nonferrous metal die-casting foundries.....								
Primary products.....	331523		12/11	121.708	120.787	122.583	122.434	122.194
Aluminum die-castings.....		331523-P	12/11	122.836	121.860	123.779	123.655	123.405
Nonferrous (except aluminum) die-castings.....		331523-1	06/83	190.842	189.695	194.157	193.820	192.700
Nonferrous (except aluminum) die-castings.....		331523-3	06/91	262.646	259.315	258.418	258.643	261.716
Secondary products and miscellaneous receipts.....		331523-SM						
Secondary products.....		331523-S	12/11	111.868	111.681	111.682	110.888	110.943
Aluminum foundries, except die-casting.....								
Primary products.....	331524		06/91	219.761	219.785	222.575	223.559	226.044
Aluminum castings, excluding die-castings.....		331524-P	06/91	200.955	201.015	204.057	205.102	207.093
Aluminum castings, excluding die-castings.....		331524-0	06/91	200.955	201.015	204.057	205.102	207.093
Secondary products and miscellaneous receipts.....		331524-SM						
Secondary products.....		331524-S1	06/08	273.506	273.274	273.274	273.483	278.462
Other nonferrous metal foundries, except die-casting.....								
Primary products.....	331529		12/11	129.229	128.559	130.271	129.757	131.509
Copper foundries (excluding die-casting).....		331529-P	12/11	125.134	124.722	125.960	125.485	127.286
Copper foundries (excluding die-casting).....		331529-5	06/83	395.527	393.449	399.688	397.296	402.385
Secondary products and miscellaneous receipts.....		331529-SM						
Fabricated metal product mfg.....								
Forging & stamping.....	332		12/84	273.214	272.970	272.797	272.326	273.047
Forging & stamping.....	3321		12/03	182.374	179.374	175.096	174.951	176.821
Forging & stamping.....	33211		12/03	182.404	179.403	175.124	174.980	176.850
Iron and steel forging.....	332111		12/83	191.827	190.150	188.955	187.830	192.453

See footnotes at end of table.

Table 11. Producer price indexes for net output of selected industries and their products, not seasonally adjusted — Continued
[January 2023]

Title ¹	Industry code	Product code	Index base	Unadjusted index ²				
				Sept. 2022	Oct. 2022 ^P	Nov. 2022 ^P	Dec. 2022 ^P	Jan. 2023 ^P
Iron and steel forging - Continued								
Primary products.....		332111-P	12/83	189.350	187.602	186.356	185.183	189.939
Hot impression die impact, press and upset steel forgings.....		332111-1	12/83	200.624	198.991	197.355	194.235	199.718
Hot impression die impact, press and upset carbon steel forgings.....		332111-11	12/83	206.518	203.912	202.934	195.142	199.995
Hot impression die impact, press and upset alloy steel forgings.....		332111-12	12/83	186.789	185.782	183.178	184.004	187.679
Secondary products and miscellaneous receipts.....		332111-SM						
Nonferrous forging.....	332112		12/83	175.504	173.282	173.730	173.972	172.712
Primary products.....		332112-P	12/83	194.829	191.979	192.570	192.691	191.213
Hot impression die impact, press and upset nonferrous forgings.....		332112-4	12/83	205.893	202.641	203.315	203.454	201.697
Hot impression die impact, press, and upset aluminum and aluminum alloy forgings.....		332112-41	12/83	242.258	234.742	235.461	235.782	231.629
Hot impression die impact, press, and upset titanium and titanium alloy forgings.....		332112-42	12/83	145.817	145.817	145.817	145.817	146.708
Other nonferrous hot impression die impact, press, and upset forgings.....		332112-43	06/98	151.537	151.537	153.565	153.565	155.899
Secondary products and miscellaneous receipts.....		332112-SM						
Custom roll forming.....	332114		12/03	216.129	208.093	198.398	198.319	198.384
Primary products.....		332114-P	12/84	251.721	241.309	228.747	228.645	228.729
Custom roll formed products (steel, aluminum and other metal).....		332114-0	06/90	244.396	234.287	222.090	221.991	222.073
Secondary products and miscellaneous receipts.....		332114-SM						
Powder metallurgy part mfg.....	332117		12/03	133.230	131.129	130.689	130.646	130.450
Primary products.....		332117-P	12/03	133.823	131.713	131.271	131.228	131.032
Powder metallurgy parts.....		332117-0	12/91	137.348	135.182	134.728	134.684	134.482
Other metal stamping, except automotive.....	332119		06/84	253.100	251.705	245.510	245.900	249.691
Primary products.....		332119-P	12/03	197.376	197.612	192.251	192.496	193.913
Metal job stampings, except automotive.....		332119-3	06/84	261.441	263.121	254.157	254.567	258.171
Motor and generator metal job stamping.....		332119-32	06/07	135.758	128.533	128.533	128.533	123.524
Other metal job stampings.....		332119-33	06/07	172.277	174.156	174.156	174.572	179.148
Secondary products and miscellaneous receipts.....		332119-SM						
Cutlery & handtool mfg.....	3322		12/03	155.247	156.483	156.796	158.067	159.367
Cutlery & handtool mfg.....	33221		12/03	155.232	156.467	156.780	158.051	159.351
Metal cookware, cutlery, and flatware mfg.....	332215		12/11	126.662	127.082	127.082	129.494	129.494
Primary products.....		332215-P	12/11	125.782	126.399	126.399	128.012	128.012
Cutlery, scissors, shears, trimmers, and snips.....		332215-2	12/83	285.749	284.014	284.014	308.757	308.757
Secondary products and miscellaneous receipts.....		332215-SM						
Miscellaneous receipts.....		332215-M	12/11	132.201	130.545	130.545	141.871	141.871
Secondary products.....		332215-S	12/11	133.418	133.418	133.418	133.418	133.418
Saw blade, handsaw, and hand and edge tool mfg.....	332216		12/11	127.167	128.534	128.946	129.158	130.760
Primary products.....		332216-P	12/11	126.255	127.644	127.966	128.214	129.899
Saw blades and handsaws.....		332216-C	06/83	206.358	212.534	212.534	212.534	-
Edge tools, hand-operated.....		332216-4	06/96	200.030	200.030	200.030	200.030	200.030
All other miscellaneous hand tools, except handsaws.....		332216-7	12/11	134.297	134.820	134.820	134.820	134.820
Secondary products and miscellaneous receipts.....		332216-SM						
Miscellaneous receipts.....		332216-M	12/11	133.580	134.724	134.724	134.724	134.724
Secondary products.....		332216-S	12/11	132.859	134.350	137.493	137.494	138.086
Architectural & structural metals mfg.....	3323		12/03	256.231	255.103	253.634	252.217	251.428
Plate work & fabricated structural prod mfg.....	33231		12/03	276.894	273.752	272.223	269.525	268.407
Prefabricated metal buildings and components mfg.....	332311		12/81	498.753	488.998	487.257	479.228	480.109
Primary products.....		332311-P	12/81	518.139	504.356	503.701	496.001	496.507
Prefabricated metal bldg & component systems (excl. farm service bldgs, resid. bldgs, & parts).....		332311-1	12/81	549.946	537.682	537.691	534.379	534.379
Other prefabricated and portable metal buildings and parts.....		332311-3	12/81	449.748	433.324	431.428	415.582	417.163
Secondary products and miscellaneous receipts.....		332311-SM						
Fabricated structural metal mfg.....	332312		12/03	272.782	269.494	267.991	265.563	263.929
Primary products.....		332312-P	06/82	361.000	355.680	353.414	349.801	347.816
Fabricated structural metal bar joists and concrete reinforcing bars.....		332312-1	06/82	354.244	345.388	342.373	337.132	332.609
Fabricated structural iron and steel for industrial buildings metal bar joists, short span.....		332312-11	06/11	180.464	170.240	168.154	165.877	164.715
Fabricated structural iron & steel for commercial, residential, institutional, & public bldgs.....		332312-12	06/11	206.271	202.390	200.758	197.618	194.631
Other fabricated structural metal.....		332312-5	06/82	377.020	375.377	373.936	373.378	372.384
Fabricated structural metal for bridges.....		332312-6	06/82	268.826	276.021	276.471	273.426	282.442
Secondary products and miscellaneous receipts.....		332312-SM						
Miscellaneous receipts.....		332312-M1	01/21	199.339	200.646	200.389	-	-
Plate work mfg.....	332313		12/03	228.586	228.586	226.586	224.718	224.718
Primary products.....		332313-P	12/03	225.983	225.983	224.005	222.158	222.158

See footnotes at end of table.

Table 11. Producer price indexes for net output of selected industries and their products, not seasonally adjusted — Continued
[January 2023]

Title ¹	Industry code	Product code	Index base	Unadjusted index ²				
				Sept. 2022	Oct. 2022 ^P	Nov. 2022 ^P	Dec. 2022 ^P	Jan. 2023 ^P
Plate work mfg - Continued								
Fabricated plate work (stacks and weldments).....		332313-0	03/80	342.752	342.752	339.752	336.951	336.951
Secondary products and miscellaneous receipts.....		332313-SM1						
Ornamental & architectural metal prod mfg.	33232		12/03	238.651	239.554	238.125	237.990	237.510
Metal window and door mfg.	332321		06/83	401.237	403.790	404.210	404.262	404.333
Primary products.....		332321-P	06/83	419.682	422.529	423.062	423.124	423.164
Metal molding and trim and store fronts.....		332321-B	06/83	1,062.242	1,068.669	1,068.669	1,068.669	1,068.620
Metal windows (except storm sash).....		332321-D	06/83	401.632	406.618	406.777	406.777	406.700
Metal doors (except storm doors).....		332321-1	06/83	406.945	409.380	410.211	410.314	410.394
Metal window and door screens (except combination screens) and metal weather strip.....		332321-9	06/83	345.082	345.474	345.474	345.474	345.474
Secondary products and miscellaneous receipts.....		332321-SM						
Secondary products.....		332321-S	06/83	329.613	330.675	330.478	330.478	331.300
Sheet metal work mfg.	332322		12/82	298.299	299.416	296.325	295.986	294.685
Primary products.....		332322-P	12/82	295.685	296.971	293.736	293.423	292.028
Sheet metal electronic enclosures.....		332322-C	06/11	139.665	139.735	139.564	139.617	139.771
Steel sheet metal computer & peripheral equipment enclosures.....		332322-C1	06/11	121.555	122.590	122.433	122.609	122.663
Aluminum sheet metal computer & peripheral equipment enclosures.....		332322-C2	06/11	167.886	167.861	167.648	167.648	167.765
Other sheet metal electronic enclosures (excluding computers).....		332322-C3	06/11	135.433	134.927	134.771	134.763	135.017
Other sheet metal work.....		332322-G	12/03	168.351	168.940	167.725	167.420	167.304
Aluminum and other sheet metal work.....		332322-G3	06/11	132.206	132.959	131.406	131.017	130.854
Sheet metal air-conditioning ducts and stove pipe.....		332322-1	12/03	290.419	290.482	290.482	290.482	292.711
Sheet metal roofing and roof drainage equipment.....		332322-7	12/03	245.669	251.240	241.660	242.450	241.090
Secondary products and miscellaneous receipts.....		332322-SM						
Secondary products.....		332322-S	12/03	200.287	200.278	199.221	199.216	199.542
Ornamental and architectural metal work mfg.	332323		12/83	508.164	508.157	505.386	505.300	505.340
Primary products.....		332323-P	12/83	551.124	550.958	547.857	547.857	547.920
Open metal flooring, grating, and studs.....		332323-6	12/97	-	-	291.470	-	-
Ornamental and architectural metal work.....		332323-8	12/97	413.110	412.826	408.120	408.120	408.215
Iron, steel, and aluminum stairs, staircases, and fire escapes.....		332323-81	12/83	605.051	604.454	594.579	594.579	594.579
Steel and aluminum fences, gates (not wire), and railings and window guards... ..		332323-82	12/97	303.448	303.448	303.434	303.434	303.646
Other architectural and ornamental work.....		332323-9	12/97	327.700	327.700	327.700	327.700	327.700
Other aluminum and metal architectural and ornamental work.....		332323-91	12/88	317.874	317.874	317.874	317.874	317.874
Other iron and steel architectural and ornamental work.....		332323-92	12/97	348.537	348.537	348.537	348.537	348.537
Secondary products and miscellaneous receipts.....		332323-SM						
Secondary products.....		332323-S	12/83	247.721	249.862	248.627	247.281	246.927
Boiler, tank & shipping container mfg.	3324		12/03	227.838	227.351	227.039	227.011	225.600
Power boiler & heat exchanger mfg.	33241		12/03	248.209	247.172	247.964	248.930	250.207
Power boiler and heat exchanger mfg.	332410		12/03	248.394	247.345	248.135	249.103	250.381
Primary products.....		332410-P	12/03	249.051	247.531	247.974	249.016	250.345
Fabricated heat exchangers and steam condensers (excluding nuclear applications).....		332410-1	03/80	517.472	518.266	519.566	522.310	522.310
Steel power boilers (stationary and marine), parts and attachments (excl. nuclear applications).....		332410-6	05/21	123.010	118.131	-	-	121.632
Secondary products and miscellaneous receipts.....		332410-SM						
Secondary products.....		332410-S	03/80	454.297	458.531	472.422	-	-
Metal tank (heavy gauge) mfg.	33242		12/03	238.325	238.679	238.713	237.894	239.558
Metal tanks, heavy gauge, mfg.	332420		12/03	238.184	238.537	238.571	237.759	239.422
Primary products.....		332420-P	12/03	231.655	232.008	232.008	231.505	233.664
Metal tanks, heavy gauge.....		332420-0	12/03	231.655	232.008	232.008	231.505	233.664
Secondary products and miscellaneous receipts.....		332420-SM						
Secondary products.....		332420-S	03/80	351.304	351.710	352.164	347.429	343.409
Light gauge metal container mfg.	33243		12/84	227.576	226.810	225.889	225.920	221.853
Metal can mfg.	332431		06/81	224.275	223.827	223.784	223.824	220.368
Primary products.....		332431-P	06/81	222.762	222.676	222.676	222.676	219.190
Steel cans and tinware products.....		332431-1	06/81	334.333	334.333	334.333	334.333	337.573
Aluminum cans (including lids, ends, and parts shipped separately).....		332431-3	06/81	160.194	160.095	160.095	160.095	155.000
Secondary products and miscellaneous receipts.....		332431-SM						
Secondary products.....		332431-S	06/81	219.846	216.166	215.769	215.109	-
Other metal container mfg.	332439		12/03	284.924	282.785	278.248	278.248	270.440
Primary products.....		332439-P	12/03	-	-	-	-	280.526
Steel shipping barrels & drums, exc. beer barrels (more than 12-gallon capacity).....		332439-3	06/83	514.595	500.287	465.169	465.169	450.238
All other metal containers.....		332439-6	12/03	225.603	225.603	225.603	225.603	221.256
Secondary products and miscellaneous receipts.....		332439-SM						
Secondary products.....		332439-S	12/03	224.083	224.083	224.083	224.083	202.053

See footnotes at end of table.

Table 11. Producer price indexes for net output of selected industries and their products, not seasonally adjusted — Continued
[January 2023]

Title ¹	Industry code	Product code	Index base	Unadjusted index ²				
				Sept. 2022	Oct. 2022 ^P	Nov. 2022 ^P	Dec. 2022 ^P	Jan. 2023 ^P
Other metal container mfg - Continued								
Hardware mfg.	3325		12/03	200.577	200.341	201.639	203.635	205.132
Hardware mfg.	33251		12/03	200.577	200.341	201.639	203.635	205.132
Hardware mfg.	332510		06/85	269.034	268.718	270.458	273.135	275.143
Primary products.		332510-P	06/85	256.822	256.472	257.717	260.388	262.392
All other miscellaneous hardware.		332510-A	06/85	469.088	468.581	468.523	468.635	468.415
Furniture hardware (excluding cabinet hardware).		332510-S	06/85	301.441	300.674	299.138	299.138	295.560
Builders' hardware, including fabricated metal safe and vault locks, & cabinet hardware.		332510-4	06/85	296.150	296.135	296.444	302.760	302.760
Motor vehicle hardware (lock units, door & window handles, window regulators, hinges, etc.).		332510-6	06/85	164.989	164.989	170.300	170.300	173.215
Other transportation equipment hardware, incl. marine & aircraft (excl. motor vehicle hardware).		332510-7	06/85	399.748	395.059	381.341	381.341	-
Secondary products and miscellaneous receipts.		332510-SM						
Miscellaneous receipts.		332510-M	07/85	387.626	387.626	388.495	389.911	389.911
Secondary products.		332510-S	06/85	327.609	327.609	337.954	341.473	341.474
Spring & wire product mfg.	3326		12/03	246.388	251.229	272.876	272.524	266.073
Spring & wire product mfg.	33261		12/03	246.388	251.229	272.876	272.524	266.073
Spring mfg.	332613		12/11	171.400	171.647	206.888	206.140	206.020
Primary products.		332613-P	12/11	178.960	179.237	218.915	218.073	217.898
Cold formed steel springs, except wire.		332613-3	06/81	294.624	294.628	505.960	505.451	505.327
Hot formed steel springs, except wire.		332613-4	06/81	277.872	-	-	-	-
Precision mechanical wire springs.		332613-5	12/82	267.927	269.451	270.667	270.882	271.048
Precision mechanical extension- and torsion-type wire springs.		332613-51	06/01	229.028	232.167	231.459	230.751	230.307
Precision mechanical compression-type wire springs.		332613-52	06/01	178.551	178.936	180.347	180.796	181.234
Secondary products and miscellaneous receipts.		332613-SM						
Secondary products.		332613-S	12/11	111.489	111.490	111.494	111.502	113.907
Other fabricated wire product mfg.	332618		12/82	342.904	354.545	353.210	353.511	337.798
Primary products.		332618-P	12/82	314.098	326.650	325.604	326.213	325.374
Other ferrous wire products, excluding springs, made from purchased wire.		332618-B	12/82	331.982	367.780	367.533	368.540	368.533
Other fabricated wire products, made from purchased wire.		332618-2	06/85	174.617	178.260	178.260	178.260	178.260
Ferrous wire cloth and other ferrous woven wire products, made from purchased wire.		332618-3	12/82	189.938	192.676	192.676	192.676	192.676
Steel fencing and fence gates, made from purchased wire.		332618-7	12/82	503.986	503.043	481.358	487.487	475.009
Steel nails, staples, tacks, spikes, and brads, made from purchased wire.		332618-9	12/03	251.669	251.893	251.939	252.632	251.514
Secondary products and miscellaneous receipts.		332618-SM						
Secondary products.		332618-S	12/82	672.197	672.197	677.735	677.880	683.668
Mach shops, turn prod, screw, nut, bolt mfg.	3327		12/03	166.594	166.474	166.645	166.593	166.650
Machine shops.	33271		12/03	147.789	148.506	148.904	148.728	148.731
Machine shops.	332710		06/84	196.596	197.550	198.079	197.845	197.848
Primary products.		332710-P	06/84	194.854	195.743	196.278	196.036	196.036
Machine shop job work and job order repairs.		332710-0	06/84	193.494	194.377	194.908	194.668	194.668
Secondary products and miscellaneous receipts.		332710-SM						
Turned product & screw, nut & bolt mfg.	33272		12/84	244.543	242.806	242.589	242.758	242.921
Precision turned product mfg.	332721		12/83	238.669	238.429	238.946	238.967	239.204
Primary products.		332721-P	12/83	224.926	224.686	225.202	225.224	225.475
Precision turned products, automotive.		332721-1	12/83	155.938	155.108	155.108	155.108	155.108
Precision turned products, except automotive.		332721-3	12/83	256.175	256.175	256.911	256.941	257.321
Secondary products and miscellaneous receipts.		332721-SM						
Bolt, nut, screw, rivet, and washer mfg.	332722		06/82	277.428	272.962	271.465	271.903	271.950
Primary products.		332722-P	06/82	284.230	279.652	277.958	278.433	278.199
Nonthreaded metal fasteners (except aircraft types).		332722-B	06/82	267.260	270.367	271.049	271.007	271.007
Aircraft fasteners, except plastics (including aerospace).		332722-1	06/82	567.795	568.450	557.555	557.555	557.555
Externally threaded metal fasteners (except aircraft types).		332722-3	06/82	239.301	229.987	229.758	229.458	229.025
Hex bolts, including heavy, tap-and-joint (excluding high-strength structural & aircraft types).		332722-3122	06/82	208.536	203.521	197.886	198.185	203.372
Other metal bolts, including square, round, plow, high-strength structural, & bent bolts.		332722-3133	12/99	271.038	252.773	252.775	252.775	246.070
Cap, set, machine, lag, flange, and self-locking screws (except aircraft types). ...		332722-3144	12/87	283.095	278.943	277.206	276.261	295.840
Internally threaded fasteners (except aircraft types).		332722-5	06/82	147.383	147.002	147.848	151.543	151.543
Secondary products and miscellaneous receipts.		332722-SM						
Miscellaneous receipts.		332722-M	06/82	243.540	245.855	245.710	246.079	261.171
Coating/engrave/heat treating & other activity.	3328		12/03	163.296	165.395	165.376	164.395	168.027
Coating/engrave/heat treating & other activity.	33281		12/84	224.673	227.561	227.535	226.185	231.182
Metal heat treating.	332811		06/85	206.583	214.950	214.950	214.950	220.422

See footnotes at end of table.

Table 11. Producer price indexes for net output of selected industries and their products, not seasonally adjusted — Continued
[January 2023]

Title ¹	Industry code	Product code	Index base	Unadjusted index ²				
				Sept. 2022	Oct. 2022 ^P	Nov. 2022 ^P	Dec. 2022 ^P	Jan. 2023 ^P
Metal heat treating - Continued								
Primary products.....		332811-P	06/85	191.578	195.989	195.989	195.989	200.977
Heat treating of metal for the trade (pickling, annealing, etc.).....		332811-0	06/85	191.578	195.989	195.989	195.989	200.977
Secondary products and miscellaneous receipts.....		332811-SM						
Metal coating and nonprecious engraving.....	332812		12/84	201.464	201.254	201.204	198.685	201.981
Primary products.....		332812-P	12/84	209.713	209.483	209.428	206.660	210.401
Metal coating, engraving, and allied services.....		332812-0	12/84	209.713	209.483	209.428	206.660	210.401
Secondary products and miscellaneous receipts.....		332812-SM						
Electroplating, anodizing and coloring metal.....	332813		12/84	241.398	244.158	244.158	244.158	251.482
Primary products.....		332813-P	12/84	246.405	249.141	249.141	249.141	256.700
Electroplating, plating, polishing, anodizing and coloring metal.....		332813-0	12/84	246.405	249.141	249.141	249.141	256.700
Secondary products and miscellaneous receipts.....		332813-SM						
Other fabricated metal product mfg.....	3329		12/03	201.692	202.046	202.366	202.304	204.762
Metal valve mfg.....	33291		12/03	216.582	217.578	219.021	219.205	223.369
Industrial valve mfg.....	332911		06/91	312.279	314.564	318.992	319.006	322.651
Primary products.....		332911-P	06/91	323.745	326.448	330.624	330.624	334.482
Automatic regulating and control valves and parts (except nuclear), power operated.....		332911-F	12/82	379.227	405.859	406.694	406.694	406.712
Industrial valves for water works and municipal equipment (IBBM, AWWA, and UL).....		332911-N	06/91	366.847	366.935	371.690	371.690	376.211
Industrial ball valves (all metals, pressures, and types), incl. manual & power operated.....		332911-Q	06/91	423.050	423.050	433.667	433.667	-
Industrial butterfly valves (all metals, pressures, and types), incl. manual & power operated.....		332911-R	06/91	249.186	249.186	255.009	255.009	262.905
All other miscellaneous industrial valves.....		332911-X	06/91	281.368	281.368	282.212	282.212	283.898
Gates, globes, angles and other industrial valves.....		332911-1	06/91	353.108	353.108	353.108	353.108	361.637
Secondary products and miscellaneous receipts.....		332911-SM						
Miscellaneous receipts.....		332911-M	06/91	228.073	228.073	232.430	232.430	233.476
Secondary products.....		332911-S	06/91	256.578	256.578	263.064	263.205	265.504
Fluid power valve and hose fitting mfg.....	332912		06/91	263.890	263.386	264.005	264.747	274.411
Primary products.....		332912-P	06/91	269.989	270.073	270.228	271.170	280.310
Nonaerospace type hydraulic and pneumatic assemblies of hose.....		332912-N	12/98	142.895	142.895	142.895	142.895	151.814
Nonaerospace type flared (metal) fittings, couplings and assemblies.....		332912-T	06/91	226.412	226.412	226.412	226.412	228.796
Nonaerospace type flareless fittings and couplings (incl. nonmetal fittings).....		332912-U	06/91	224.036	224.036	224.036	224.036	226.867
Aerospace type hydraulic fluid power valves.....		332912-1	06/91	181.480	181.520	182.197	181.413	180.991
Nonaerospace type hydraulic directional control valves.....		332912-5	06/91	231.326	231.326	231.326	237.756	237.756
Nonaerospace type hydraulic valves, except directional control.....		332912-7	12/98	251.130	251.808	251.808	251.808	251.808
Nonaerospace type pneumatic directional control valves.....		332912-9	06/91	244.893	245.370	246.331	247.462	250.781
Secondary products and miscellaneous receipts.....		332912-SM						
Miscellaneous receipts.....		332912-M	12/98	210.667	210.667	210.667	210.667	-
Secondary products.....		332912-S1	12/11	113.732	-	-	-	-
Plumbing fixture fitting and trim mfg.....	332913		06/83	357.743	359.159	359.159	359.115	364.693
Primary products.....		332913-P	06/83	355.244	357.032	357.032	357.032	362.651
Miscellaneous metal and nonmetal plumbing fixtures, fittings, and trim.....		332913-6	06/83	394.116	394.116	394.116	394.116	395.435
Metal and nonmetal lavatory and sink fittings, excluding single control.....		332913-7	06/98	185.926	186.864	186.864	186.864	192.714
Secondary products and miscellaneous receipts.....		332913-SM						
Other metal valve and pipe fitting mfg.....	332919		12/82	372.835	376.652	376.832	376.843	378.566
Primary products.....		332919-P	12/82	400.405	405.098	405.319	405.332	407.168
Plumbing and heating valves and specialties, except plumbers' brass goods.....		332919-1	12/82	378.099	378.099	378.099	378.099	-
Metal fittings, flanges, and unions for pipe fittings.....		332919-4	12/82	483.377	490.060	490.375	490.393	491.209
Secondary products and miscellaneous receipts.....		332919-SM						
Secondary products.....		332919-S	12/82	244.163	244.163	244.163	244.163	245.478
All other fabricated metal product mfg.....	33299		12/03	191.171	191.031	190.482	190.230	191.433
Ball and roller bearing mfg.....	332991		06/83	337.135	336.953	338.705	338.718	339.438
Primary products.....		332991-P	06/83	327.502	326.971	328.540	328.659	329.100
Ball bearings, complete, unmounted.....		332991-1	06/83	280.731	280.731	283.543	284.255	284.255
Tapered roller bearings (including cups & cones), unmounted.....		332991-3	06/83	376.242	376.242	376.242	376.242	376.242
Other roller bearings, unmounted.....		332991-5	06/83	357.119	357.119	357.119	357.119	359.996
Mounted bearings (excluding plain).....		332991-7	06/83	464.481	464.481	474.486	470.083	472.225
Parts and components for ball and roller bearings (including balls and rollers) sold separately.....		332991-9	06/83	206.026	203.113	202.503	203.372	201.930
Secondary products and miscellaneous receipts.....		332991-SM						
Secondary products.....		332991-S	06/83	360.746	360.746	360.746	360.746	360.746
Small arms ammunition mfg.....	332992		06/85	300.617	300.617	300.761	300.761	309.689
Primary products.....		332992-P	06/85	333.503	333.503	333.736	333.736	345.098
Small arms ammunition.....		332992-0	12/06	209.276	209.276	209.422	209.422	216.551

See footnotes at end of table.

Table 11. Producer price indexes for net output of selected industries and their products, not seasonally adjusted — Continued
 [January 2023]

Title ¹	Industry code	Product code	Index base	Unadjusted index ²				
				Sept. 2022	Oct. 2022 ^P	Nov. 2022 ^P	Dec. 2022 ^P	Jan. 2023 ^P
Small arms ammunition mfg - Continued								
Secondary products and miscellaneous receipts.....		332992-SM						
Secondary products.....		332992-S	05/95	113.782	113.782	113.782	113.782	—
Ammunition, except small arms, manufacturing.....	332993		12/85	265.703	265.926	266.860	267.320	267.712
Primary products.....		332993-P	12/85	246.269	249.987	249.987	249.987	249.987
Ammunition (excluding small arms), more than 30 mm (1.18 in.).....		332993-0	12/85	246.269	249.987	249.987	249.987	249.987
Secondary products and miscellaneous receipts.....		332993-SM1						
Fabricated pipe and pipe fitting mfg.....	332996		06/81	433.470	431.698	427.650	426.455	427.550
Primary products.....		332996-P	06/81	377.359	375.618	371.638	370.464	370.543
Fabricated pipe and pipe fittings made from purchased pipe.....		332996-0	12/02	249.552	248.401	245.769	244.992	245.045
Secondary products and miscellaneous receipts.....		332996-SM						
Miscellaneous fabricated metal product mfg.....	332999		12/03	182.086	182.166	181.100	180.655	181.688
Primary products.....		332999-P	12/03	181.658	181.426	180.265	179.792	181.074
All other miscellaneous fabricated metal products.....		332999-N	06/85	238.168	237.627	236.042	235.395	237.168
Secondary products and miscellaneous receipts.....		332999-SM						
Secondary products.....		332999-S	12/03	187.625	192.487	191.561	191.013	191.025
Small arms, ordnance, and ordnance accessories mfg.....	33299T		12/11	106.592	106.592	106.655	106.655	106.934
Primary products.....		33299T-P	12/11	106.970	106.970	107.040	107.040	107.324
Single barrel shotguns, other small firearms n.e.c., and parts & attachments for small arms.....		33299T-45	06/13	106.008	106.008	106.008	106.008	106.530
Secondary products and miscellaneous receipts.....		33299T-SM						
Machinery manufacturing.....	333		12/03	170.447	171.604	172.175	172.575	174.786
Agricultural, construction, and mining machinery mfg.....	3331		12/03	172.979	175.418	175.782	176.052	179.349
Agricultural implement manufacturing.....	33311		12/03	168.684	171.705	171.607	172.055	173.282
Farm machinery and equipment mfg.....	333111		12/82	280.262	286.118	286.011	286.056	285.735
Primary products.....		333111-P	12/82	280.841	286.902	286.805	286.742	286.306
Haying machinery and attachments.....		333111-A	12/82	318.756	318.756	318.756	318.756	315.615
Parts for farm machinery, for sale separately.....		333111-C	12/82	254.390	255.541	255.930	255.250	255.540
Farm plows, harrows, rollers, pulverizers, etc., and attachments.....		333111-E	12/02	283.843	283.843	283.843	283.843	283.843
All other farm machinery and equipment, excluding parts, including attachments...		333111-G	12/82	375.860	374.774	371.949	369.826	367.917
Commercial turf and grounds care equipment, including parts and attachments....		333111-J	12/82	255.932	257.161	258.406	258.406	256.015
Farm dairy equipment, sprayers and dusters, farm blowers, and attachments.....		333111-4	12/82	277.211	277.211	277.211	277.211	279.312
Planting, seeding, and fertilizing machinery and attachments.....		333111-7	12/82	274.204	277.517	277.517	280.223	283.297
Harvesting machinery (except hay and straw) and attachments.....		333111-9	12/82	301.302	321.592	321.592	321.592	321.592
Secondary products and miscellaneous receipts.....		333111-SM						
Miscellaneous receipts.....		333111-M	12/82	295.961	300.214	300.214	301.500	301.500
Secondary products.....		333111-S	12/82	258.848	259.003	258.723	259.914	265.370
Lawn and garden equipment mfg.....	333112		12/82	162.961	163.349	163.091	165.633	171.446
Primary products.....		333112-P	12/82	166.123	166.453	166.341	169.274	175.723
Consumer nonriding lawn, garden, and snow equipment.....		333112-1	12/82	146.681	146.681	146.643	150.829	151.704
Consumer riding lawn, garden, and snow equipment.....		333112-3	12/82	184.653	186.743	187.489	187.489	201.416
Parts and attachments for consumer lawn, garden, and snow equipment.....		333112-7	06/03	154.827	153.723	152.376	155.124	155.632
Secondary products and miscellaneous receipts.....		333112-SM						
Secondary products.....		333112-S	12/82	144.105	144.805	143.863	143.863	143.347
Construction machinery manufacturing.....	33312		12/03	177.771	177.769	178.498	178.540	185.127
Construction machinery mfg.....	333120		12/80	317.622	317.618	318.921	318.997	330.766
Primary products.....		333120-P	12/80	308.675	308.679	309.334	309.426	320.926
Power cranes, loaders, dozers, tractors, off-highway trucks, mixers, pavers, backhoes, etc.....		333120-1	12/03	176.397	176.165	175.906	175.906	184.558
Power cranes, draglines, & shovels (excavators) (incl. surface mining equip.) (excluding parts).....		333120-11	12/99	179.564	180.080	180.330	180.330	188.684
Mixers, pavers, and related equipment (excluding parts).....		333120-12	12/80	312.521	312.521	316.513	316.513	334.823
Off-highway trucks, haulers, truck-type tractor chassis, trailers, etc. (excluding parts).....		333120-13	12/03	176.321	179.633	180.086	180.086	186.767
Tractor shovel loaders (skid steer, wheel, crawler, and integral design backhoes).....		333120-14	12/80	327.440	327.649	327.866	327.866	344.533
Construction wheel and crawler tractors, dozers, self-propelled log skidders, etc.....		333120-15	12/03	172.203	169.862	167.720	167.720	171.759
Graders, rollers & compactors, rough-terrain forklifts, scrapers, trenchers, etc. (excl. parts).....		333120-16	12/03	197.557	197.557	198.364	198.364	206.869
Construction machinery for mounting (excluding parts, winches, snow clearing attachments).....		333120-17	12/99	170.819	170.819	170.819	170.819	189.511
Parts for construction machinery and equipment, sold separately.....		333120-9	12/99	185.734	187.621	188.846	189.414	190.467
Parts for cranes, draglines, and shovels (including surface mining equipment) (sold separately).....		333120-91	06/07	174.008	179.823	179.817	179.817	179.817
Parts for off-highway wheel tractors and shovel loaders (sold separately).....		333120-92	06/07	137.337	137.337	144.974	144.974	145.643
Parts for other construction machinery (sold separately).....		333120-93	06/07	147.513	147.513	146.864	147.707	149.199

See footnotes at end of table.

Table 11. Producer price indexes for net output of selected industries and their products, not seasonally adjusted — Continued
[January 2023]

Title ¹	Industry code	Product code	Index base	Unadjusted index ²				
				Sept. 2022	Oct. 2022 ^P	Nov. 2022 ^P	Dec. 2022 ^P	Jan. 2023 ^P
Construction machinery mfg - Continued								
Secondary products and miscellaneous receipts.....		333120-SM						
Miscellaneous receipts.....		333120-M	12/80	508.969	508.830	518.344	518.304	525.174
Mining and oil and gas field machinery mfg.....	33313		12/03	181.371	186.632	187.201	187.541	189.035
Mining machinery and equipment mfg.....	333131		06/81	383.521	383.521	386.641	389.157	391.151
Primary products.....		333131-P	06/81	409.103	409.103	412.792	413.745	415.843
Mining machinery and equipment (except parts sold separately).....		333131-2	09/19	131.746	131.746	133.149	133.234	133.974
Underground mining machinery (except parts sold separately).....		333131-21	06/81	481.314	481.314	481.314	481.314	481.314
Mineral processing & beneficiation machinery (except parts sold separately).....		333131-23	06/81	442.949	442.949	475.178	475.178	475.178
Crushing, pulverizing & screening machinery (except parts sold separately).....		333131-25	06/81	441.052	441.052	461.395	461.395	461.395
Drills and other mining machinery (except parts sold separately).....		333131-27	06/81	437.891	437.891	437.891	441.679	449.347
Parts and attachments for mining machinery and equipment (sold separately).....		333131-9	06/81	327.755	327.755	329.070	331.524	332.648
Secondary products and miscellaneous receipts.....		333131-SM						
Miscellaneous receipts.....		333131-M	06/81	269.633	269.633	269.633	286.318	292.879
Oil and gas field machinery and equipment mfg.....	333132		12/80	291.546	303.196	303.561	303.591	306.405
Primary products.....		333132-P	12/80	286.616	298.982	299.379	299.379	302.181
Oil and gas field production machinery and equipment (except pumps).....		333132-A	12/80	255.530	255.701	256.865	256.865	260.368
Oil and gas field production machinery and equipment (except pumps and parts sold separately).....		333132-A1	12/10	132.835	132.835	132.835	132.835	135.205
Parts and attachments for oil and gas field production machinery and equipment (except pumps).....		333132-A2	12/10	125.799	126.294	129.656	129.656	129.656
Rotary oil and gas field drilling machinery and equipment.....		333132-1	12/86	293.685	305.109	305.109	305.109	309.631
Secondary products and miscellaneous receipts.....		333132-SM						
Industrial machinery manufacturing.....	3332		12/84	234.930	234.489	235.333	234.973	237.202
Other industrial machinery manufacturing.....	33324		12/84	231.698	231.263	232.096	231.740	233.939
Food product machinery mfg.....	333241		12/83	333.525	334.888	336.001	337.397	345.840
Primary products.....		333241-P	12/83	345.275	346.963	348.356	350.077	358.987
Dairy and milk products plant machinery and equipment.....		333241-1	12/83	338.108	338.108	338.108	338.839	338.839
Commercial food products machinery (except packaging and cooking equipment).....		333241-3	12/83	298.338	299.955	302.936	305.616	317.114
Industrial food products machinery for processing foods, beverages, & animal & fowl feed.....		333241-5	12/83	361.562	364.048	363.794	364.469	370.856
Other industrial food and feed machinery.....		333241-51	12/12	143.860	143.860	143.860	144.183	144.609
Machinery for sorting, grading, and cleaning fruits, vegetables, eggs, and for processing meat.....		333241-52	12/12	146.699	150.177	150.177	150.177	154.891
Parts and attachments for industrial food and feed products machinery.....		333241-53	12/12	140.533	140.533	140.015	140.533	140.054
Secondary products and miscellaneous receipts.....		333241-SM						
Miscellaneous receipts.....		333241-M	12/83	237.779	237.779	237.811	237.812	241.580
Secondary products.....		333241-S	12/83	310.603	310.603	310.603	310.667	316.991
Semiconductor machinery mfg.....	333242		12/03	96.157	96.008	96.009	96.626	96.624
Primary products.....		333242-P	12/03	94.444	94.287	94.287	94.921	94.918
Semiconductor machinery and parts.....		333242-0	06/87	121.514	121.312	121.312	122.127	122.124
Secondary products and miscellaneous receipts.....		333242-SM						
Miscellaneous receipts.....		333242-M	12/03	111.045	111.185	111.203	111.203	111.214
Sawmill, woodworking and paper machinery mfg.....	333243		12/11	139.017	139.313	141.767	142.065	143.290
Primary products.....		333243-P	12/11	139.120	139.100	141.030	141.355	142.531
Sawmill and woodworking machinery.....		333243-A	12/80	330.315	331.213	331.219	332.141	333.667
Sawmill and woodworking machinery, excluding parts & attachments.....		333243-A3	06/12	166.322	166.859	166.860	167.412	167.900
Parts, attachments & accessories for sawmill & woodworking machinery.....		333243-A4	06/12	161.247	161.247	161.261	161.261	163.439
Paper industry machinery.....		333243-B	06/82	271.682	271.422	276.262	276.861	279.819
Paper industry machinery, excluding parts & attachments.....		333243-B1	12/03	143.368	143.467	143.536	144.149	145.397
Parts and attachments for paper industry machinery.....		333243-B2	06/82	270.559	269.827	279.642	279.642	283.904
Secondary and miscellaneous receipts.....		333243-SM						
Miscellaneous receipts.....		333243-M	12/11	133.813	138.046	147.433	147.433	150.098
All other industrial machinery mfg.....	333248		12/11	168.000	167.099	167.629	166.240	167.731
Primary products.....		333248-P	12/11	173.800	172.774	173.375	171.835	173.447
Plastics-working machinery and equipment and parts, excluding patterns and molds.....		333248-91	12/81	245.261	244.932	246.550	247.166	246.577
Parts for plastics-working machinery.....		333248-914	12/08	107.124	107.124	107.124	107.511	107.511
Plastics-working machinery and equipment, excluding patterns, molds, and parts sold separately.....		333248-919	12/08	126.871	126.666	127.676	127.966	127.615
Textile machinery (except parts, attachments, and accessories).....		333248-95	12/80	212.495	212.495	212.183	212.183	212.183
Parts and attachments for textile machinery.....		333248-97	12/80	237.995	237.995	237.995	237.995	237.995
All other industrial machinery.....		333248-98	12/03	238.070	236.363	237.118	234.199	237.376
All other miscellaneous printing trades machinery, including parts.....		333248-4A	12/88	135.562	136.703	136.409	136.493	137.142
Other printing machinery and equipment, including pre-press preparation and typesetting.....		333248-4A7	06/01	93.030	94.920	94.253	94.442	95.361
Parts, attachments, and accessories for printing trades machinery.....		333248-4A8	06/01	135.528	135.971	135.971	135.971	135.971

See footnotes at end of table.

Table 11. Producer price indexes for net output of selected industries and their products, not seasonally adjusted — Continued
 [January 2023]

Title ¹	Industry code	Product code	Index base	Unadjusted index ²				
				Sept. 2022	Oct. 2022 ^P	Nov. 2022 ^P	Dec. 2022 ^P	Jan. 2023 ^P
All other industrial machinery mfg - Continued								
Secondary products and miscellaneous receipts.....		333248-SM						
Miscellaneous receipts.....		333248-M	12/11	125.281	125.281	125.290	124.899	124.899
Secondary products.....		333248-S	12/11	—	—	—	—	122.413
Commercial and service industry machinery manufacturing.....	3333		12/03	148.509	149.200	149.502	150.217	150.613
Commercial and service industry machinery manufacturing.....	33331		12/03	148.494	149.185	149.486	150.201	150.597
Commercial and service industry machinery manufacturing.....	333310		12/11	135.820	136.575	136.904	137.767	138.129
Primary products.....		333310-P	12/11	135.548	136.377	136.750	137.707	138.079
All other miscellaneous optical instruments and lenses (including binoculars and astronomical).....		333310-43	12/98	116.141	116.886	117.219	117.197	117.197
Commercial laundry and drycleaning machinery.....		333310-85	12/82	318.076	323.670	328.880	328.880	343.726
Commercial cooking and food warming equipment.....		333310-8A	06/82	427.321	434.479	434.874	435.199	435.199
Commercial non electric cooking and food warming equipment, excluding parts and accessories.....		333310-8A1	06/07	201.046	204.476	204.476	204.476	204.476
Commercial electric cooking and food warming equipment, excluding parts and accessories.....		333310-8A2	06/07	167.960	170.957	171.442	171.843	171.843
Parts and accessories for commercial cooking and food warming equipment. . . .		333310-8A3	06/07	163.708	165.478	165.478	165.478	165.478
Electronic teaching machines, teaching aids, etc., including kits.....		333310-8H	09/16	103.052	103.052	103.052	103.052	103.052
Miscellaneous machinery products.....		333310-8J	09/16	129.166	129.078	129.521	131.140	131.444
Other service industry equipment.....		333310-8J4	09/16	128.633	128.530	129.046	130.310	130.635
Commercial and industrial floor and carpet cleaning machines, excluding vacuum cleaners.....		333310-8J5	09/16	131.822	131.822	131.822	136.305	136.305
Secondary products and miscellaneous receipts.....		333310-SM						
Miscellaneous receipts.....		333310-M	12/22	—	—	—	100.000	100.049
Secondary products.....		333310-S	12/22	—	—	—	100.000	100.000
HVAC and commercial refrigeration equipment.....	3334		12/03	208.852	209.803	210.125	211.094	212.074
HVAC and commercial refrigeration equipment.....	33341		12/03	208.852	209.803	210.125	211.094	212.074
Fan, blower, air purification equipment mfg.....	333413		12/11	145.679	147.501	147.172	147.638	148.760
Primary products.....		333413-P	12/11	144.376	146.222	145.865	146.162	147.329
Air purification equipment.....		333413-1	12/03	162.649	163.111	162.581	163.212	164.980
Dust collection and other air purification equipment for industrial gas cleaning systems.....		333413-11	12/83	225.447	225.447	225.447	225.447	225.447
Dust collection and other air purification equipment for cleaning incoming air. . . .		333413-13	12/83	245.959	247.328	245.759	247.624	251.719
Air filters for air-conditioners and furnaces, etc. of 2400 CFM or less, except parts.....		333413-131	06/09	159.708	161.105	159.934	161.995	167.312
Other dust collection and air purification equipment, except parts.....		333413-132	06/09	135.193	135.502	135.502	135.502	135.816
Parts for dust collection and air purification equipment.....		333413-133	06/09	147.295	147.295	145.954	145.954	145.153
Industrial and commercial fans and blowers.....		333413-2	12/03	222.070	228.588	228.331	228.113	229.125
Centrifugal blower filter units, and classes I-IV centrifugal fans, except parts. . . .		333413-22	06/09	184.147	185.334	185.334	185.529	189.563
Other centrifugal fans and blowers, except parts.....		333413-23	06/09	173.523	184.311	183.888	183.477	183.477
Parts and accessories for fans and blowers.....		333413-29	06/09	177.482	174.086	174.086	174.110	174.110
Secondary products and miscellaneous receipts.....		333413-SM						
Secondary products.....		333413-S	12/11	151.279	152.492	152.704	152.704	152.704
Heating equipment (except warm air furnaces) mfg.....	333414		06/80	413.150	414.249	430.340	432.740	435.826
Primary products.....		333414-P	06/80	394.352	395.559	412.814	415.620	418.723
Other heating equipment, except electric (incl. parts for nonelectric equipment & oil burners).....		333414-D	06/99	208.001	208.920	219.853	222.752	225.733
Cast iron heating boilers, radiators, and convectors (except parts).....		333414-1	06/99	269.855	269.855	269.855	269.855	269.855
Domestic heating stoves (except electric and parts).....		333414-3	06/80	289.769	289.769	311.339	311.339	315.358
Floor and wall furnaces, unit heaters, infrared heaters, and mechanical stokers. . .		333414-7	06/99	191.292	192.835	203.191	203.191	203.243
Secondary products and miscellaneous receipts.....		333414-SM						
Secondary products.....		333414-S	06/80	432.435	432.707	444.443	441.124	441.377
Air-conditioning, refrigeration, and forced air heating equipment mfg.....	333415		12/82	281.521	282.468	281.492	282.825	283.909
Primary products.....		333415-P	12/82	285.728	286.421	285.430	286.659	287.761
Warm air furnaces, including duct furnaces and humidifiers, and electric comfort heating.....		333415-C	12/89	217.144	218.252	221.232	220.770	221.100
Parts and accessories for air conditioning and heat transfer equipment.....		333415-D	12/89	272.965	272.243	271.963	272.046	273.472
Unitary air-conditioners, except air source heat pumps.....		333415-E	12/82	254.129	248.835	245.253	248.366	248.663
Heat pumps.....		333415-H	12/09	137.468	142.553	140.496	141.281	139.884
Heat transfer equipment (except elec dehumidifiers), mechanically refrigerated, self-contained.....		333415-2	12/03	237.657	239.397	238.367	239.508	241.180
Commercial refrigerators and related equipment.....		333415-3	12/82	382.037	388.504	390.560	390.560	392.039
Refrigeration condensing units, all refrigerants, except ammonia (complete).....		333415-5	12/82	375.750	375.066	375.705	376.350	377.002
Room air-conditioners and dehumidifiers, except portable dehumidifiers.....		333415-6	12/82	—	—	—	—	218.780
All other miscellaneous refrigeration and air-conditioning equipment.....		333415-9	12/89	275.245	275.245	275.245	275.245	279.762
Secondary products and miscellaneous receipts.....		333415-SM						
Metalworking machinery manufacturing.....	3335		12/03	139.607	140.313	140.651	141.536	142.409
Metalworking machinery manufacturing.....	33351		12/03	139.593	140.299	140.637	141.522	142.395

See footnotes at end of table.

Table 11. Producer price indexes for net output of selected industries and their products, not seasonally adjusted — Continued
[January 2023]

Title ¹	Industry code	Product code	Index base	Unadjusted index ²				
				Sept. 2022	Oct. 2022 ^P	Nov. 2022 ^P	Dec. 2022 ^P	Jan. 2023 ^P
Metalworking machinery manufacturing - Continued								
Industrial mold mfg.	333511		12/03	117.442	118.572	118.750	118.946	122.118
Primary products.		333511-P	12/03	116.193	117.391	117.582	117.801	121.323
Industrial molds and mold boxes.		333511-0	06/81	142.951	144.425	144.659	144.929	149.262
Industrial injection-type molds made of metal for plastics.		333511-05	12/09	115.172	115.172	115.172	115.172	115.287
Other industrial molds and mold boxes.		333511-06	12/09	110.866	112.606	112.883	113.202	118.340
Secondary products and miscellaneous receipts.		333511-SM						
Secondary products.		333511-S	12/03	146.018	146.018	146.018	-	-
Special tool, die, jig, and fixture mfg.	333514		12/03	131.140	131.680	131.819	132.096	132.467
Primary products.		333514-P	06/81	215.195	215.772	215.979	216.445	217.185
Special dies, tools, jigs, and fixtures.		333514-0	06/81	215.195	215.772	215.979	216.445	217.185
Jigs and fixtures, including parts.		333514-0A	06/81	329.515	331.683	332.640	333.796	334.655
Metalworking die and die sets.		333514-0B	12/02	121.277	121.430	121.430	121.738	122.260
Standard punches, industrial prototypes, die parts & other special tooling for dies.		333514-0C	06/94	154.686	154.686	154.686	154.686	155.245
Secondary products and miscellaneous receipts.		333514-SM						
Miscellaneous receipts.		333514-M	12/03	114.405	114.405	114.405	114.405	114.405
Secondary products.		333514-S	12/03	128.241	132.321	132.816	133.234	133.234
Cutting tool and machine tool accessory mfg.	333515		06/83	219.978	221.410	222.909	224.871	226.306
Primary products.		333515-P	06/83	205.701	206.780	208.028	210.298	211.629
Cutting tools for machine tools and metalworking machinery.		333515-4	06/83	194.303	195.197	196.585	199.109	200.087
Other cutting tools for machine tools, excluding tips and blanks.		333515-41	12/00	141.413	141.413	142.853	145.822	146.477
End mills and milling cutters.		333515-44	06/83	217.847	219.992	221.253	221.864	224.054
Threading tools, including blanks, tips and inserts.		333515-45	06/07	124.049	124.049	124.321	124.321	124.952
Carbon and high-speed steel shank, solid, tipped carbide twist drills for machine tools.		333515-48	12/11	123.021	123.021	123.021	123.021	123.052
Taps, carbide indexable, and throwaway inserts for machine tools.		333515-49	12/11	129.835	134.684	134.684	134.684	135.497
Other attachments and accessories for machine tools and metalworking machinery.		333515-5	06/83	246.674	248.862	248.862	248.862	252.471
Secondary products and miscellaneous receipts.		333515-SM						
Secondary products.		333515-S	06/83	218.952	218.952	225.697	225.697	230.236
Machine tool mfg.	333517		12/11	127.331	127.684	128.002	128.020	128.290
Primary products.		333517-P	12/11	124.786	125.070	125.422	125.444	125.624
Metal cutting machine tools.		333517-2	06/83	215.649	216.318	217.143	217.143	217.527
Parts for metal cutting machine tools (sold separately) & rebuilt machine tools.		333517-26	06/83	196.242	198.326	198.326	198.326	198.326
Metal machining centers (multifunction numerically controlled machines).		333517-27	06/83	191.981	191.981	191.981	191.981	191.981
Other metal cutting machine tools.		333517-2B	12/09	123.008	123.053	124.055	124.055	124.055
Metal forming machine tools.		333517-3	06/81	291.268	291.268	291.268	291.465	291.465
Metal punching and shearing (power & manual), and bending and forming machines (power only).		333517-31	06/81	230.673	230.673	230.673	230.673	230.673
Parts for metal forming machine tools (sold separately) and rebuilt metal forming machine tools.		333517-37	06/81	285.386	285.386	285.386	286.334	286.334
Secondary products and miscellaneous receipts.		333517-SM						
Miscellaneous receipts.		333517-M	12/11	139.440	140.502	140.502	140.502	140.502
Secondary products.		333517-S	12/11	140.846	140.846	141.254	141.254	144.514
Rolling mill and other metalworking machinery mfg.	333519		12/11	130.451	130.747	130.718	135.064	133.723
Primary products.		333519-P	12/11	132.274	132.585	132.585	137.569	136.058
Other metalworking machinery, excluding handheld & ultrasonic.		333519-83	06/83	318.935	320.314	320.314	320.314	320.314
Secondary products and miscellaneous receipts.		333519-SM						
Miscellaneous receipts.		333519-M	12/11	133.424	133.647	133.390	133.390	-
Turbine and power transmission equipment mfg.	3336		12/84	212.474	213.254	214.089	214.687	219.707
Turbine and power transmission equipment mfg.	33361		12/84	212.469	213.249	214.084	214.682	219.701
Turbine and turbine generator set units mfg.	333611		06/82	245.034	245.499	245.959	246.550	247.102
Primary products.		333611-P	06/82	246.131	246.655	247.089	247.647	248.169
Turbines and turbine generator sets.		333611-0	06/11	114.403	114.647	114.849	115.108	115.351
Steam, gas, and other turbines and turbine generators.		333611-05	12/03	149.182	149.435	149.348	149.703	150.052
Parts & accessories for turbines, turbine generators, and turbine generator sets.		333611-07	12/03	143.658	144.490	144.490	144.490	144.490
Speed changer, drive, and gear mfg.	333612		12/83	359.356	358.757	370.379	375.944	377.335
Primary products.		333612-P	12/83	332.941	332.308	344.086	349.084	350.473
Gears, pinions, racks, and worms, sold separately.		333612-3	12/83	253.996	252.647	252.647	256.714	-
Speed changers, industrial high speed drives, and parts other than loose gearing.		333612-7	12/03	201.957	201.915	212.604	215.536	217.163
Secondary products and miscellaneous receipts.		333612-SM						
Secondary products.		333612-S	12/83	597.745	597.745	610.066	-	-
Mechanical power transmission equipment mfg.	333613		12/84	344.533	351.354	351.147	351.760	355.390
Primary products.		333613-P	12/84	330.159	335.127	334.901	335.164	338.847

See footnotes at end of table.

Table 11. Producer price indexes for net output of selected industries and their products, not seasonally adjusted — Continued
[January 2023]

Title ¹	Industry code	Product code	Index base	Unadjusted index ²				
				Sept. 2022	Oct. 2022 ^P	Nov. 2022 ^P	Dec. 2022 ^P	Jan. 2023 ^P
Mechanical power transmission equipment mfg - Continued								
Mechanical power transmission equipment, except speed changers, drives, & gears.....		333613-3	12/84	358.006	365.386	365.049	365.441	369.328
Secondary products and miscellaneous receipts.....		333613-SM						
Other engine equipment mfg.....	333618		12/82	181.678	182.210	182.184	182.262	189.617
Primary products.....		333618-P	12/82	182.821	183.541	183.515	183.591	191.078
Parts & accessories for internal combustion engines, ex. aircraft & gasoline automotive engines.....		333618-F	12/82	231.342	235.339	235.339	235.339	246.020
Diesel, semidiesel, and dual-fuel engines (except automotive).....		333618-3	12/82	202.056	202.056	202.056	202.056	214.441
Diesel, semidiesel, and dual-fuel engines for automobiles, trucks, and buses.....		333618-5	12/82	160.093	159.986	159.986	159.986	165.962
Secondary products and miscellaneous receipts.....		333618-SM						
Secondary products.....		333618-S	12/82	171.665	171.883	171.930	171.930	176.693
Other general purpose machinery manufacturing.....	3339		12/03	190.619	191.451	192.610	192.960	195.593
Pump and compressor manufacturing.....	33391		12/03	198.606	200.055	201.251	201.318	206.407
Air and gas compressor mfg.....	333912		06/84	317.608	320.249	324.650	324.650	328.224
Primary products.....		333912-P	06/84	326.408	329.029	333.462	333.462	337.316
Air and gas compressors and vacuum pumps.....		333912-1	06/84	339.832	342.287	347.150	347.150	350.737
Parts & attachments for air & gas compressors, ex. refrigeration, ice making, & a/c.....		333912-6	06/84	386.666	393.202	393.939	393.939	399.193
Secondary products and miscellaneous receipts.....		333912-SM						
Miscellaneous receipts.....		333912-M	11/86	245.489	250.018	250.018	250.018	250.018
Measuring, dispensing, and other pumping equipment mfg.....	333914		12/83	330.930	333.025	333.503	333.693	345.043
Primary products.....		333914-P	12/83	330.491	332.714	333.216	333.430	345.686
Pumps and pumping equipment, excluding measuring and dispensing pumps.....		333914-1	12/09	141.490	142.572	142.817	142.921	148.174
Pumps and pumping equipment, complete, excluding measuring and dispensing pumps.....		333914-11	12/09	142.019	143.313	143.606	143.606	149.577
Domestic water systems.....		333914-111	12/83	293.841	300.868	300.868	300.868	313.273
Oil-well and oil-field pumps, except boiler feed.....		333914-113	12/09	121.464	121.675	121.675	121.675	121.896
Industrial pumps, excluding hydraulic fluid power pumps, automatic circulating pumps, etc.....		333914-114	12/83	332.655	336.055	336.055	336.055	355.232
Other pumps, except automotive circulating pumps, and measuring and dispensing pumps.....		333914-115	12/01	222.911	223.836	225.930	225.930	226.460
Parts and attachments for pumps and pumping equipment, excluding measuring and dispensing.....		333914-15	12/83	406.648	406.648	406.648	408.508	411.793
Secondary products and miscellaneous receipts.....		333914-SM						
Miscellaneous receipts.....		333914-M	12/17	121.826	122.256	122.113	122.113	122.113
Secondary products.....		333914-S	12/17	148.289	148.235	148.747	148.747	149.648
Material handling equipment manufacturing.....	33392		12/03	201.810	202.531	204.770	204.918	206.642
Elevator and moving stairway mfg.....	333921		06/81	229.068	230.640	230.379	230.379	231.774
Primary products.....		333921-P	06/81	219.267	221.025	220.733	220.733	222.193
Elevators and moving stairways.....		333921-1	06/81	215.697	217.062	217.062	217.062	218.665
Parts and attachments for elevators and moving stairways (sold separately).....		333921-3	06/81	252.556	256.229	254.591	254.591	255.035
Secondary products and miscellaneous receipts.....		333921-SM						
Conveyor and conveying equipment mfg.....	333922		06/84	282.624	283.936	285.242	285.907	288.150
Primary products.....		333922-P	06/84	272.208	272.978	274.040	274.385	276.458
Unit handling conveyors and conveying systems.....		333922-1	06/84	227.142	227.902	227.953	228.466	228.347
Unit handling gravity and trolley conveyors and conveying systems.....		333922-12	06/09	128.372	130.208	130.221	130.181	130.139
Unit handling tow, belt, roller, pneumatic, portable, carousel, and other nonbelt conveyors.....		333922-14	06/09	141.858	141.966	142.002	142.408	142.289
Parts and accessories for unit handling conveyors and conveying systems, sold separately.....		333922-7	06/84	273.869	274.508	274.293	274.311	274.835
Bulk material handling conveyors and conveying systems.....		333922-8	06/84	289.107	289.508	292.234	292.520	295.994
Parts and accessories for bulk material handling conveyors and conveying systems.....		333922-9	06/84	463.131	465.778	467.087	467.087	482.187
Secondary products and miscellaneous receipts.....		333922-SM						
Miscellaneous receipts.....		333922-M	06/84	362.172	369.366	373.458	377.549	387.538
Secondary products.....		333922-S	06/84	323.194	323.194	323.194	323.194	323.194
Overhead cranes, hoists and monorail systems mfg.....	333923		12/03	217.082	217.415	218.094	218.094	220.300
Primary products.....		333923-P	12/03	219.325	219.440	219.659	219.659	221.826
Hoists and parts and attachments for hoists (sold separately).....		333923-1	12/84	315.631	315.631	320.979	320.979	320.979
Overhead traveling cranes and monorail systems, including parts and attachments sold separately.....		333923-3	12/84	332.857	332.828	331.995	331.995	331.995
Winches, aerial work platforms, and automotive wrecker hoists, including parts and attachments.....		333923-7	12/03	222.188	222.341	222.341	222.341	225.841
Secondary products and miscellaneous receipts.....		333923-SM						
Secondary products.....		333923-S	12/03	187.085	186.752	186.752	186.761	200.996
Industrial truck, trailer, and stacker mfg.....	333924		12/79	314.482	315.695	323.637	323.705	326.494
Primary products.....		333924-P	12/79	317.641	318.917	327.377	327.449	330.388

See footnotes at end of table.

Table 11. Producer price indexes for net output of selected industries and their products, not seasonally adjusted — Continued
 [January 2023]

Title ¹	Industry code	Product code	Index base	Unadjusted index ²				
				Sept. 2022	Oct. 2022 ^P	Nov. 2022 ^P	Dec. 2022 ^P	Jan. 2023 ^P
Industrial truck, trailer, and stacker mfg - Continued								
Industrial trucks, tractors, mobile straddle carriers & cranes, & automatic stacking machines.....		333924-2	12/79	285.633	286.971	295.921	295.997	297.044
Work trucks with lifting & handling equipment, operator riding, electric, self-propelled.....		333924-21	06/02	210.402	210.614	224.380	224.380	223.508
Work trucks, not fitted with lifting and handling equipment.....		333924-25	06/02	205.793	206.411	206.600	206.700	208.618
Bulk powered material moving equipment, dock boards and metal pallets and skids.....		333924-26	06/02	205.437	205.437	205.437	205.437	204.436
Other work trucks with lifting & handling equipment, non-riding electric or any non-electric.....		333924-27	06/02	182.069	184.127	187.817	187.910	188.130
Parts and attachments for industrial trucks and tractors (sold separately).....		333924-3	12/86	345.773	345.857	345.857	345.857	355.943
Secondary products and miscellaneous receipts.....		333924-SM						
Secondary products.....		333924-S	12/79	552.089	553.517	553.517	553.506	512.266
All other general purpose machinery mfg.....	33399		12/03	177.423	177.956	178.351	179.007	180.827
Power-driven handtool mfg.....	333991		12/80	245.060	253.912	253.914	253.914	253.914
Primary products.....		333991-P	12/80	236.767	246.302	246.303	246.303	246.303
Power-driven handtools, pneumatic, hydraulic, and powder-actuated.....		333991-6	12/80	333.806	343.742	343.747	343.747	343.747
Power-driven handtools, electric (except battery powered), including parts.....		333991-9	12/04	134.872	141.069	141.069	141.069	141.069
Secondary products and miscellaneous receipts.....		333991-SM						
Miscellaneous receipts.....		333991-M	06/86	204.969	204.969	204.969	—	—
Welding and soldering equipment mfg.....	333992		12/84	353.724	350.926	351.522	351.522	354.064
Primary products.....		333992-P	12/84	370.161	366.989	367.664	367.664	370.321
Other welding equipment, components, and accessories (excluding arc, resistance, and gas).....		333992-A	06/90	180.857	180.857	180.857	180.857	184.127
Arc welding machines, components, and accessories, excluding electrodes and stud welding equip.....		333992-1	12/84	398.701	398.701	398.701	398.701	398.848
Resistance welders, components, accessories, and electrodes.....		333992-7	12/84	270.185	270.185	270.185	270.185	279.693
Gas welding and cutting equipment, parts, attachments, and accessories.....		333992-9	06/83	255.968	255.968	255.968	255.968	263.559
Secondary products and miscellaneous receipts.....		333992-SM						
Miscellaneous receipts.....		333992-M	12/84	255.857	255.857	255.857	255.857	256.880
Packaging machinery mfg.....	333993		12/88	258.197	258.956	258.973	259.942	259.946
Primary products.....		333993-P	12/88	263.712	264.418	264.418	265.559	265.559
Packing, packaging, and bottling machinery, excluding parts.....		333993-1	12/88	250.186	251.199	251.199	252.412	252.412
Parts for packing, packaging, and bottling machinery.....		333993-5	12/88	323.194	323.194	323.194	324.261	324.261
Secondary products and miscellaneous receipts.....		333993-SM						
Miscellaneous receipts.....		333993-M	12/88	207.516	208.614	208.751	208.751	208.840
Industrial process furnace and oven mfg.....	333994		06/81	287.264	287.264	288.211	288.438	289.898
Primary products.....		333994-P	06/81	283.824	283.824	284.671	285.023	286.381
Industrial process furnaces & ovens, & industrial electrical heating equipment.....		333994-0	12/04	166.220	166.220	166.716	166.922	167.717
Industrial process furnaces & ovens, & industrial electrical heating equipment, except parts.....		333994-0A	06/11	138.687	138.687	139.248	139.248	140.034
Parts and attachments for industrial process furnaces and ovens.....		333994-0B	06/11	140.680	140.680	140.680	141.347	141.670
Secondary products and miscellaneous receipts.....		333994-SM						
Miscellaneous receipts.....		333994-M	12/86	198.330	198.330	199.166	199.166	200.643
Fluid power cylinder and actuator mfg.....	333995		06/90	266.309	267.067	269.182	269.579	271.894
Primary products.....		333995-P	06/90	267.306	268.256	270.533	271.194	273.652
Nonaerospace-type hydraulic & all aerospace fluid power cylinders & actuators, linear & rotary.....		333995-2	06/90	259.374	259.447	262.030	262.868	265.751
Nonaerospace-type pneumatic fluid power cylinders & actuators, linear & rotary.....		333995-3	06/90	206.330	206.330	206.330	206.330	207.892
Parts for hydraulic & pneumatic fluid power cylinders & actuators, incl accumulators & cushions.....		333995-8	06/90	300.151	307.013	308.847	308.847	310.205
Secondary products and miscellaneous receipts.....		333995-SM						
Fluid power pump and motor mfg.....	333996		06/90	223.127	222.850	222.850	224.006	224.294
Primary products.....		333996-P	06/90	227.788	227.783	227.783	228.960	229.180
Nonaerospace-type reciprocating fluid power pumps.....		333996-1	12/97	187.176	187.176	187.176	188.651	188.651
Nonaerospace-type fluid power motors.....		333996-5	12/97	232.707	232.685	232.685	233.975	236.183
Parts for fluid power pumps, motors, and hydrostatic transmissions.....		333996-9	12/97	187.774	187.774	187.774	189.039	188.444
Secondary products and miscellaneous receipts.....		333996-SM						
Miscellaneous receipts.....		333996-M	06/99	177.233	179.899	179.899	181.412	185.309
All other miscellaneous general purpose machinery mfg.....	333998		12/84	272.905	272.910	273.118	275.151	280.887
Primary products.....		333998-P	12/84	266.952	266.976	267.210	269.010	274.832
Retail, commercial, household, and mailing scales and balances.....		333998-74	12/91	181.870	181.870	182.033	182.762	195.121
Parts, attachments, and accessories for scales and balances.....		333998-76	12/91	250.876	251.545	253.707	256.160	256.160
Vehicle and industrial scales.....		333998-77	12/91	194.358	194.953	199.291	200.099	200.729
Motor truck and railroad track scales.....		333998-771	12/10	150.852	150.852	153.661	153.890	154.717
Industrial scales (including automatic checkweigher and bulkweigher scales).....		333998-772	12/10	159.775	161.117	165.646	167.190	167.271
Miscellaneous non-vehicle scales (crane, susp, tank, hopper, meas. devices, lab, bulk conveyor).....		333998-773	12/10	—	—	—	—	140.291
Filters and strainers, except fluid power.....		333998-91	12/88	258.211	257.642	256.189	257.750	275.286

See footnotes at end of table.

Table 11. Producer price indexes for net output of selected industries and their products, not seasonally adjusted — Continued
[January 2023]

Title ¹	Industry code	Product code	Index base	Unadjusted index ²				
				Sept. 2022	Oct. 2022 ^P	Nov. 2022 ^P	Dec. 2022 ^P	Jan. 2023 ^P
All other miscellaneous general purpose machinery mfg - Continued								
Industrial filters and strainers and reusable media, except fluid power.....		333998-911	06/07	156.641	156.129	155.168	156.279	169.073
Nonreusable media for filters and strainers, except fluid power.....		333998-912	12/88	272.666	272.666	272.666	272.666	272.666
Parts and accessories for filters and strainers, except fluid power.....		333998-913	12/88	318.994	323.949	320.579	320.579	334.576
All other miscellaneous general industrial machinery.....		333998-97	06/07	145.909	146.096	146.735	147.978	150.159
Secondary products and miscellaneous receipts.....		333998-SM						
Miscellaneous receipts.....		333998-M	12/22	—	—	—	100.000	100.482
Secondary products.....		333998-S	12/22	—	—	—	100.000	100.182
Computer & electronic product mfg.....	334		12/03	96.928	97.305	97.620	97.779	98.719
Computer & peripheral equipment mfg.....	3341		12/06	58.030	57.982	57.997	58.497	59.600
Computer & peripheral equipment mfg.....	33411		12/06	58.030	57.982	57.997	58.497	59.600
Electronic computer mfg.....	334111		12/04	32.036	31.917	31.141	31.679	32.386
Primary products.....		334111-P	12/04	16.735	16.653	16.097	16.469	16.883
Host computers, multiusers (mainframes, medium-scale systems, UNIX and PC servers).....		334111-5	12/04	27.983	27.816	26.714	27.276	28.051
Single user computers, microprocessor based, general purpose.....		334111-7	06/07	18.805	18.767	18.465	18.996	19.151
Portable computers, laptops, tablets and other single user computers.....		334111-72	06/07	14.074	13.889	13.802	13.878	13.837
Personal computers and workstations (excluding portable computers).....		334111-73	06/07	21.741	21.727	21.351	22.028	22.323
Secondary products and miscellaneous receipts.....		334111-SM						
Computer storage device mfg.....	334112		12/04	62.331	62.331	63.906	64.528	63.607
Primary products.....		334112-P	12/04	50.399	50.399	51.744	52.303	51.563
Computer storage devices (except parts, attachments and accessories).....		334112-1	12/04	50.053	50.053	51.705	51.705	50.950
Secondary products and miscellaneous receipts.....		334112-SM						
Computer terminal and other computer peripheral equipment mfg.....	334118		12/93	62.622	62.662	62.563	62.663	65.338
Primary products.....		334118-P	12/93	64.416	64.460	64.352	64.463	67.205
Computer terminals (including POS and funds-transfer devices) and other computer peripherals.....		334118-D	12/93	40.249	40.290	40.189	40.293	40.964
Secondary products and miscellaneous receipts.....		334118-SM						
Secondary products.....		334118-S	08/94	—	—	—	—	56.173
Communications equipment mfg.....	3342		12/85	99.322	99.514	100.667	100.722	101.625
Telephone apparatus mfg.....	33421		12/03	91.177	91.325	92.115	92.148	92.149
Telephone apparatus mfg.....	334210		12/85	91.624	91.776	92.566	92.599	92.601
Primary products.....		334210-P	12/85	91.741	91.741	92.791	92.791	92.791
Telephone and wireline data networking equipment.....		334210-0	12/85	91.741	91.741	92.791	92.791	92.791
Wireline voice and data network equipment.....		334210-7	12/00	72.521	72.521	73.502	73.502	—
Secondary products and miscellaneous receipts.....		334210-SM						
Radio/TV broadcast & wireless comm equip mfg.....	33422		12/03	100.037	100.096	101.048	101.164	102.224
Broadcast and wireless communications equipment mfg.....	334220		12/91	93.870	93.925	94.790	94.898	95.893
Primary products.....		334220-P	12/91	91.104	91.171	91.134	91.208	92.199
Broadcast, studio, and related electronic equipment.....		334220-2	12/85	120.801	120.454	119.829	120.029	120.943
Radio station equipment.....		334220-5	06/13	107.981	107.981	107.981	107.981	107.981
Other broadcast and wireless communications systems and equipment.....		334220-9	06/13	106.666	106.927	106.973	107.125	108.538
Secondary products and miscellaneous receipts.....		334220-SM						
Other communications equipment mfg.....	33429		12/03	132.520	133.659	136.975	136.701	138.288
Other communications equipment mfg.....	334290		12/91	142.150	143.373	146.927	146.634	148.337
Primary products.....		334290-P	12/91	149.814	150.894	155.075	154.718	156.716
Alarm systems, including electric sirens and horns.....		334290-1	12/85	140.497	140.497	148.969	148.969	151.983
Intercommunications systems, incl inductive paging systems, excl telephone & telegraph.....		334290-3	12/85	268.754	268.754	268.754	264.116	263.906
Secondary products and miscellaneous receipts.....		334290-SM						
Secondary products.....		334290-S	12/91	162.986	163.344	163.344	163.986	163.994
Audio & video equipment mfg.....	3343		12/03	99.308	99.461	99.461	99.461	99.905
Audio and video equipment mfg.....	33431		12/03	99.308	99.461	99.461	99.461	99.905
Audio and video equipment mfg.....	334310		03/80	71.863	71.973	71.973	71.973	72.295
Primary products.....		334310-P	03/80	63.413	63.526	63.526	63.526	63.817
Speakers and commercial sound equipment.....		334310-4	03/80	176.460	176.979	176.979	176.979	178.514
Other consumer audio and video equipment.....		334310-5	03/80	141.789	141.789	141.789	141.789	141.789
Secondary products and miscellaneous receipts.....		334310-SM						
Miscellaneous receipts.....		334310-M	12/86	95.509	95.509	95.509	95.509	95.703
Semiconductor and other electronic component mfg.....	3344		12/84	56.822	57.313	57.538	57.578	57.154
Semiconductor and other electronic component mfg.....	33441		12/84	56.832	57.324	57.548	57.589	57.165
Bare printed circuit board mfg.....	334412		06/91	114.732	115.445	115.451	116.580	116.534
Primary products.....		334412-P	06/91	112.013	112.751	112.751	113.872	113.872

See footnotes at end of table.

Table 11. Producer price indexes for net output of selected industries and their products, not seasonally adjusted — Continued
[January 2023]

Title ¹	Industry code	Product code	Index base	Unadjusted index ²				
				Sept. 2022	Oct. 2022 ^P	Nov. 2022 ^P	Dec. 2022 ^P	Jan. 2023 ^P
Bare printed circuit board mfg - Continued								
Bare printed circuit boards.....		334412-0	06/82	125.868	126.698	126.698	127.958	127.958
Secondary products and miscellaneous receipts.....		334412-SM2						
Semiconductors and related device mfg.....								
Primary products.....	334413	334413-P	12/98	31.089	31.730	31.850	31.862	31.791
Other semiconductor devices, including parts such as chips, wafers, and heat sinks.....		334413-A	06/81	53.776	53.946	54.484	54.472	54.815
Integrated microcircuits, incl semiconductor networks, microprocessors, & MOS memories.....		334413-1	12/98	22.084	22.715	22.757	22.771	22.606
Secondary products and miscellaneous receipts.....		334413-SM						
Electronic connector mfg.....								
Primary products.....	334417	334417-P	12/80	256.213	263.584	263.529	264.745	264.853
Electronic connectors, including parts.....		334417-0	12/80	252.970	260.253	260.235	261.520	261.593
Secondary products and miscellaneous receipts.....		334417-SM						
Secondary products.....		334417-S1	05/99	156.976	158.363	157.854	157.854	158.167
Printed circuit assembly mfg.....								
Primary products.....	334418	334418-P	12/03	81.883	80.245	80.510	80.503	77.593
Printed circuit assemblies, loaded boards, modules, and consumer external modems.....		334418-9	06/06	90.893	89.425	89.738	89.721	86.302
Secondary products and miscellaneous receipts.....		334418-SM						
Other electronic component mfg.....								
Primary products.....	334419	334419-P	12/03	150.760	150.770	151.484	151.054	150.772
Other electronic components.....		334419-0	12/03	155.292	155.316	155.953	155.465	155.160
Secondary products and miscellaneous receipts.....		334419-SM						
Secondary products.....		334419-S	12/03	100.396	100.238	102.462	102.461	102.088
Capacitor, resistor, coil, transformer, and other inductor mfg.....								
Primary products.....	33441K	33441K-P	12/11	147.386	148.577	150.662	150.734	151.042
Capacitors for electronic circuitry.....		33441K-4	06/81	252.705	252.705	260.203	260.203	260.430
Electronic coils, transformers, and other inductors.....		33441K-6	06/00	154.738	156.951	157.329	157.486	157.629
Secondary products and miscellaneous receipts.....		33441K-SM						
Nav/measuring/medical/control instruments mfg.....								
Nav/measuring/medical/control instruments mfg.....	3345		12/03	138.644	139.064	139.257	139.448	141.812
Nav/measuring/medical/control instruments mfg.....	33451		12/03	138.644	139.064	139.257	139.448	141.812
Electromedical apparatus mfg.....								
Primary products.....	334510	334510-P	06/85	85.292	85.275	85.322	85.396	86.594
Electromedical equipment, excluding ionizing radiation equipment.....		334510-2	12/02	84.858	84.846	84.897	84.892	86.283
Secondary products and miscellaneous receipts.....		334510-SM						
Miscellaneous receipts.....		334510-M	12/90	156.282	156.282	156.282	158.766	158.766
Search, detection, and navigation instruments.....								
Primary products.....	334511	334511-P	12/91	185.595	185.636	185.636	185.826	188.246
Aeronautical, nautical & navigational instruments, not sending or receiving radio signals.....		334511-1	12/85	317.542	317.542	317.542	322.201	325.526
Search, detection, navigation, and guidance systems and equipment.....		334511-3	12/91	176.506	176.506	176.506	176.506	178.828
Secondary products and miscellaneous receipts.....		334511-SM						
Secondary products.....		334511-S	12/91	220.676	-	-	-	-
Automatic environmental control mfg.....								
Primary products.....	334512	334512-P	12/79	298.428	301.023	301.903	301.903	306.176
Automatic environmental controls for monitoring residential, commercial, and appliance use.....		334512-0	12/03	141.647	142.656	143.181	143.181	145.446
Secondary products and miscellaneous receipts.....		334512-SM						
Miscellaneous receipts.....		334512-M	12/04	199.058	202.716	202.716	202.716	202.716
Industrial process variable instruments.....								
Primary products.....	334513	334513-P	06/83	261.301	262.933	264.826	266.424	273.118
Process control instruments.....		334513-0	12/03	274.306	275.633	277.898	279.829	286.483
Secondary products and miscellaneous receipts.....		334513-SM						
Miscellaneous receipts.....		334513-M	06/83	228.214	236.193	236.193	236.193	249.195
Secondary products.....		334513-S	06/83	172.039	172.020	-	-	-
Totalizing fluid meters and counting devices mfg.....								
Primary products.....	334514	334514-P	12/85	223.320	223.320	223.320	223.682	230.690
Integrating and totalizing fluid meters, counting devices, and motor vehicle instruments.....		334514-0	12/85	227.493	227.493	227.493	227.879	234.299
Counting devices, excluding motor vehicle instruments.....		334514-3	12/85	227.493	227.493	227.493	227.879	234.299
Motor vehicle instruments.....		334514-7	12/85	219.446	219.446	219.446	-	-
Secondary products and miscellaneous receipts.....		334514-SM						
Secondary products.....		334514-S	12/85	153.857	153.857	153.857	-	-
Electricity and signal testing instruments mfg.....								
Primary products.....	334515	334515-P	12/83	-	-	-	-	183.509
Primary products.....		334515-P	12/83	171.712	172.246	172.277	172.377	174.978
Primary products.....		334515-P	12/83	166.300	166.877	166.911	167.018	169.767

See footnotes at end of table.

Table 11. Producer price indexes for net output of selected industries and their products, not seasonally adjusted — Continued
 [January 2023]

Title ¹	Industry code	Product code	Index base	Unadjusted index ²				
				Sept. 2022	Oct. 2022 ^P	Nov. 2022 ^P	Dec. 2022 ^P	Jan. 2023 ^P
Electricity and signal testing instruments mfg - Continued								
Test equipment for testing electrical, radio, and communication circuits, and motors.....		334515-4	12/83	165.851	166.694	166.744	166.900	169.647
Secondary products and miscellaneous receipts.....		334515-SM						
Analytical laboratory instrument mfg.....	334516		12/85	177.247	177.504	177.688	178.140	181.895
Primary products.....		334516-P	12/85	177.890	178.186	178.400	178.939	182.612
Analytical and scientific instruments, excluding optical.....		334516-0	12/85	177.890	178.186	178.400	178.939	182.612
Secondary products and miscellaneous receipts.....		334516-SM						
Miscellaneous receipts.....		334516-M1	12/14	128.873	128.873	128.873	—	—
Secondary products.....		334516-S	12/85	144.708	144.767	—	—	—
Irradiation apparatus mfg.....	334517		06/90	123.198	123.198	123.198	123.198	124.147
Primary products.....		334517-P	06/85	124.062	124.062	124.062	124.062	125.081
Irradiation (ionizing radiation) equipment.....		334517-0	06/85	124.062	124.062	124.062	124.062	125.081
Secondary products and miscellaneous receipts.....		334517-SM						
Other measuring and controlling device mfg.....	334519		06/85	191.810	196.406	197.681	197.613	203.674
Primary products.....		334519-P	06/85	182.860	187.726	189.090	188.979	194.950
Physical properties testing & inspection equipment and kinematic testing & measuring equipment.....		334519-4	06/85	178.261	190.961	193.035	193.035	200.224
Nuclear radiation detection and monitoring instruments.....		334519-5	06/85	232.432	232.432	238.481	238.481	246.460
Commercial, geophysical, meteorological, and general-purpose instruments and equipment.....		334519-7	06/85	190.015	191.346	191.346	191.010	198.562
Secondary products and miscellaneous receipts.....		334519-SM						
Miscellaneous receipts.....		334519-M	06/85	272.213	272.271	271.995	272.771	273.404
Manufacturing and reproducing magnetic and optical media.....	3346		12/03	116.218	116.253	116.304	116.292	117.634
Manufacturing and reproducing magnetic and optical media.....	33461		12/03	116.218	116.253	116.304	116.292	117.634
Manufacturing and reproducing magnetic and optical media.....	334610		01/19	136.180	136.221	136.281	136.267	137.837
Primary products.....		334610-P	01/19	137.223	137.274	137.348	137.330	139.021
Secondary products and miscellaneous receipts.....		334610-SM						
Electrical equipment and appliance mfg.....	335		12/03	190.777	190.738	192.328	193.739	194.408
Electric lighting equipment mfg.....	3351		12/03	147.759	148.142	148.170	148.419	149.712
Electric lighting equipment mfg.....	33513		12/22	—	—	—	100.000	100.876
Residential electric lighting fixture mfg.....	335131		12/83	239.826	243.893	243.947	244.626	245.024
Primary products.....		335131-P	12/83	247.557	250.302	250.368	251.198	251.671
Residential-type electric lighting fixtures (except portable), including parts and accessories.....		335131-1	12/83	231.733	232.322	232.330	232.330	232.331
Residential-type portable lighting fixtures, including parts and accessories.....		335131-4	12/83	273.760	279.301	279.441	281.342	282.794
Secondary products and miscellaneous receipts.....		335131-SM						
Secondary products.....		335131-S	12/83	276.164	289.617	289.617	289.617	289.617
Nonresidential electric lighting fixture mfg.....	335132		06/81	256.871	257.135	257.135	257.905	261.611
Primary products.....		335132-P	06/81	254.329	254.622	254.622	255.479	259.441
Commercial and institutional-type electric lighting fixtures, including parts and accessories.....		335132-1	06/81	243.313	243.671	243.671	244.717	249.236
Industrial-type electric lighting fixtures, including parts and accessories.....		335132-5	06/81	286.889	286.889	286.889	286.889	286.889
Secondary products and miscellaneous receipts.....		335132-SM						
Secondary products.....		335132-S	06/81	321.797	321.797	321.797	321.797	321.798
Other lighting equipment, including lamps and bulbs mfg.....	335139		06/85	174.002	174.007	174.008	174.012	174.622
Primary products.....		335139-P	12/22	—	—	—	100.000	100.328
Electric lamp bulb, tubes, and components.....		335139-1	12/83	82.910	82.910	82.910	82.910	84.053
Outdoor lighting equipment (including parts and accessories).....		335139-2	06/85	209.474	209.474	209.474	209.474	209.474
Secondary products and miscellaneous receipts.....		335139-SM						
Secondary products.....		335139-S	06/85	188.513	188.570	188.587	188.621	190.451
Household appliance mfg.....	3352		12/84	160.105	159.825	159.442	160.407	160.543
Small electrical appliance mfg.....	33521		12/03	128.688	128.688	128.830	128.929	129.742
Small electrical appliance mfg.....	335210		12/11	116.951	116.952	117.081	117.171	117.909
Primary products.....		335210-P	12/11	117.683	117.683	117.763	117.871	118.637
Parts and attachments for small electric household appliances, including fan parts.....		335210-5	12/82	187.127	187.127	187.127	187.127	187.127
Household vacuum cleaners and other floor care machines (including parts and attachments).....		335210-6	12/82	123.246	123.246	123.246	123.246	123.246
Other small electric household appliances, including fans.....		335210-7	05/21	115.898	115.898	116.021	116.186	117.144
Secondary products and miscellaneous receipts.....		335210-SM						
Secondary products.....		335210-S	12/82	201.268	201.297	207.983	208.349	208.455
Major household appliance mfg.....	33522		12/03	162.968	162.623	162.115	163.277	163.250
Major household appliance mfg.....	335220		05/16	133.029	132.745	132.329	133.281	133.259

See footnotes at end of table.

Table 11. Producer price indexes for net output of selected industries and their products, not seasonally adjusted — Continued
 [January 2023]

Title ¹	Industry code	Product code	Index base	Unadjusted index ²				
				Sept. 2022	Oct. 2022 ^P	Nov. 2022 ^P	Dec. 2022 ^P	Jan. 2023 ^P
Major household appliance mfg - Continued								
Primary products.....		335220-P	05/16	132.875	132.570	132.137	133.124	133.101
Household cooking appliances.....		335220-1	06/81	167.923	166.465	166.201	168.719	168.692
Electric household ranges, ovens (including microwave), surface cooking units, and equipment.....		335220-11	06/81	144.431	144.050	143.781	145.544	145.845
Gas household ranges, ovens, surface cooking units, and equipment (incl. parts and accessories).....		335220-13	06/81	163.841	165.136	162.440	165.236	164.797
Other household ranges and cooking equipment, including outdoor equipment.....		335220-15	06/81	242.057	229.246	234.261	239.464	239.429
Household refrigerators and home freezers.....		335220-2	12/81	125.478	125.577	125.869	126.178	126.286
Household refrigerators, including combination refrigerator-freezers.....		335220-21	12/81	119.145	119.180	118.720	118.959	119.103
Other major household appliances.....		335220-8	12/82	310.065	309.585	307.151	309.572	309.022
Household water heaters, electric, for permanent installation.....		335220-81	12/82	559.317	559.317	559.317	559.317	559.317
Household water heaters, excluding electric.....		335220-83	12/82	559.668	559.668	559.668	559.668	559.668
Secondary products and miscellaneous receipts.....		335220-SM						
Miscellaneous receipts.....		335220-M	05/16	136.636	137.090	137.090	137.090	137.090
Electrical equipment mfg.....	3353		12/03	197.036	196.353	197.179	199.829	201.287
Electrical equipment mfg.....	33531		12/03	197.036	196.353	197.179	199.829	201.287
Electric power and specialty transformer mfg.....	335311		06/81	416.819	406.555	408.861	410.307	420.701
Primary products.....		335311-P	06/81	412.315	401.150	403.670	405.243	415.277
Power and distribution transformers, except parts.....		335311-1	12/99	336.257	325.035	327.423	329.040	338.914
Secondary products and miscellaneous receipts.....		335311-SM						
Motor and generator mfg.....	335312		06/83	271.166	271.451	271.452	271.831	273.820
Primary products.....		335312-P	06/83	269.527	269.880	269.880	270.481	271.962
Parts, supplies for motors, generators, generator sets, and other rotating equipment.....		335312-C	12/87	262.681	265.923	265.923	271.421	271.421
Other motors and generators n.e.c.....		335312-F	06/06	148.074	148.074	148.074	148.074	149.630
Fractional horsepower motors (rated at less than 746 watts) (except hermetics) ..		335312-1	06/83	206.089	206.089	206.089	206.089	207.533
Integral horsepower motors & generators other than for land transport equipment (exc hermetics).....		335312-3	06/83	418.675	418.675	418.675	418.675	418.675
Secondary products and miscellaneous receipts.....		335312-SM						
Miscellaneous receipts.....		335312-M	12/86	283.874	283.893	283.895	283.895	283.897
Secondary products.....		335312-S	06/83	252.840	253.674	253.685	253.685	263.101
Switchgear and switchboard apparatus mfg.....	335313		06/85	287.291	288.057	289.692	291.906	292.535
Primary products.....		335313-P	06/85	297.367	298.260	300.129	302.712	303.369
Switchgear, excluding ducts and relays.....		335313-A	06/85	331.013	332.654	336.853	338.084	339.363
Low voltage panelboards and distribution boards, 1000 volts or less.....		335313-3	06/85	252.855	252.855	252.900	258.449	258.505
Secondary products and miscellaneous receipts.....		335313-SM						
Relay and industrial control mfg.....	335314		06/85	255.620	255.620	257.251	268.222	268.463
Primary products.....		335314-P	06/85	272.654	272.654	272.877	286.747	286.967
Specific-purpose industrial controls.....		335314-C	01/19	117.338	117.338	117.714	122.875	122.875
General-purpose industrial controls.....		335314-F	01/19	126.490	126.490	126.490	134.967	135.139
Relays for electronic circuitry, industrial control overload and switchgear type.....		335314-1	06/90	208.187	208.187	208.187	-	-
Parts for industrial controls and motor-control accessories.....		335314-7	06/90	247.580	247.580	247.580	253.644	253.644
Secondary products and miscellaneous receipts.....		335314-SM						
Miscellaneous receipts.....		335314-M	06/85	274.099	274.099	285.162	285.162	285.786
Other electrical equipment & component mfg.....	3359		12/03	218.576	219.019	222.625	223.604	223.724
Storage battery mfg.....	33591		12/03	193.345	193.825	195.284	195.332	196.174
Battery mfg.....	335910		12/84	262.793	262.962	263.732	263.907	265.045
Primary products.....		335910-P	12/84	265.360	265.538	266.229	266.380	267.579
Storage batteries, lead acid type, BCI dimensional size group 8D or smaller.....		335910-11	12/84	256.668	256.920	256.920	256.920	258.559
Storage batteries, lead acid type, larger than BCI dimensional size group 8D.....		335910-12	12/84	309.652	309.652	309.652	310.525	310.525
Primary batteries.....		335910-2	12/80	250.006	251.355	255.073	254.969	256.444
Secondary products and miscellaneous receipts.....		335910-SM						
Secondary products.....		335910-S	12/84	282.222	282.222	295.199	297.600	297.371
Communication & energy wire & cable mfg.....	33592		12/03	261.441	262.303	271.888	274.478	275.801
Fiber optic cable mfg.....	335921		12/03	94.770	94.770	94.770	94.770	94.770
Primary products.....		335921-P	12/03	95.280	95.280	95.280	95.280	95.280
Fiber optic cable, made from purchased fiber optic strand.....		335921-0	12/03	95.280	95.280	95.280	95.280	95.280
Secondary products and miscellaneous receipts.....		335921-SM						
Other communication and energy wire mfg.....	335929		12/03	305.142	306.276	318.894	322.305	324.214
Primary products.....		335929-P	12/03	319.560	321.020	335.774	339.751	341.942
Electronic wire and cable, made of nonferrous metals (purchased wire).....		335929-A	12/82	301.030	310.790	311.875	311.875	319.480
Other insulated wire & cable, incl control & signal, made of nonferrous metals (purchased wire).....		335929-F	12/11	140.289	141.628	141.551	142.647	142.667
Power wire and cable, made from nonferrous metals (purchased wire).....		335929-1	12/82	442.056	445.226	485.341	502.078	498.298
Secondary products and miscellaneous receipts.....		335929-SM						

See footnotes at end of table.

Table 11. Producer price indexes for net output of selected industries and their products, not seasonally adjusted — Continued
 [January 2023]

Title ¹	Industry code	Product code	Index base	Unadjusted index ²				
				Sept. 2022	Oct. 2022 ^p	Nov. 2022 ^p	Dec. 2022 ^p	Jan. 2023 ^p
Other communication and energy wire mfg - Continued								
Wiring device mfg.	33593		12/03	233.511	233.799	236.207	236.240	236.611
Current-carrying wiring device mfg.	335931		12/81	236.539	236.975	239.053	239.110	239.886
Primary products.		335931-P	12/81	226.659	227.167	229.328	229.395	230.134
Current-carrying wiring devices n.e.c.		335931-A	06/06	129.401	130.553	131.526	131.616	131.519
Current-carrying switches for electrical circuitry (including vehicular switches).		335931-1	12/99	166.201	166.201	167.539	167.601	168.700
Current-carrying wire connectors for electrical circuitry.		335931-9	12/81	234.261	233.812	236.971	236.920	238.688
Secondary products and miscellaneous receipts.		335931-SM						
Secondary products.		335931-S	12/81	299.224	299.224	301.517	301.517	303.342
Noncurrent-carrying wiring device mfg.	335932		12/81	601.477	601.965	608.820	608.864	608.970
Primary products.		335932-P	12/81	612.831	613.436	621.151	621.206	621.328
Noncurrent-carrying electrical conduit and conduit fittings, incl. plastic conduit & fittings.		335932-4	12/81	798.442	798.159	800.102	800.102	800.553
Other noncurrent-carrying wiring devices and supplies (boxes, covers, bar hangers, etc.).		335932-6	12/81	—	—	—	—	508.169
Secondary products and miscellaneous receipts.		335932-SM						
All other electrical equipment & component mfg.	33599		12/03	166.849	167.034	168.235	169.272	168.171
Carbon and graphite product mfg.	335991		06/85	222.402	223.166	223.578	232.373	229.373
Primary products.		335991-P	06/85	235.611	236.476	236.942	246.889	243.662
Carbon and graphite products, including electrodes for electric arc furnaces.		335991-0	06/85	235.611	236.476	236.942	246.889	243.662
Secondary products and miscellaneous receipts.		335991-SM						
Miscellaneous receipts.		335991-M	10/88	146.809	146.809	146.809	—	—
Miscellaneous electrical equipment mfg.	335999		12/03	158.651	158.711	160.120	159.428	158.748
Primary products.		335999-P	12/03	156.620	156.685	158.231	157.472	156.667
Rectifying apparatus.		335999-3	12/85	202.697	202.697	203.699	203.699	206.407
All miscellaneous electrical equipment except rectifying apparatus.		335999-4	06/08	140.404	140.476	142.031	141.185	140.150
Secondary products and miscellaneous receipts.		335999-SM						
Secondary products.		335999-S	12/03	152.822	152.822	—	—	—
Transportation equipment manufacturing.	336		12/03	136.694	137.371	137.583	137.948	138.629
Motor vehicle manufacturing.	3361		12/03	122.222	123.580	123.711	124.129	124.590
Automobile and light truck manufacturing.	33611		12/03	119.798	121.260	121.398	121.858	122.336
Automobile, light truck and utility vehicle mfg.	336110		06/82	164.878	166.890	167.079	167.712	168.369
Primary products.		336110-P	06/82	162.666	164.738	164.933	165.585	166.238
Passenger cars and chassis.		336110-1	06/82	141.740	141.933	141.986	142.020	142.620
Trucks, truck tractors, & bus chassis 14,000 lb or less, incl. minivans & suvs.		336110-2	06/82	189.991	194.094	194.444	195.763	196.523
Secondary products and miscellaneous receipts.		336110-SM						
Heavy duty truck manufacturing.	33612		12/03	157.743	158.147	158.232	158.242	158.480
Heavy duty truck mfg.	336120		12/03	157.793	158.194	158.278	158.288	158.527
Primary products.		336120-P	12/03	159.454	159.505	159.592	159.602	159.834
Trucks, truck tractors, and bus chassis (chassis of own manufacture) 14,001 to 33,000 lbs.		336120-1	12/03	165.751	166.143	166.634	166.634	167.271
Buses, including military and firefighting vehicles (chassis of own manufacture). ..		336120-3	12/03	166.376	166.376	166.499	166.546	166.871
Secondary products and miscellaneous receipts.		336120-SM						
Motor vehicle body and trailer manufacturing.	3362		12/03	200.013	201.369	201.388	201.420	201.200
Motor vehicle body and trailer manufacturing.	33621		12/03	200.367	201.725	201.745	201.776	201.556
Motor vehicle body mfg.	336211		12/82	323.152	327.509	327.615	327.944	330.891
Primary products.		336211-P	12/82	318.532	323.305	323.401	323.740	326.867
Other truck and vehicle bodies, sold separately.		336211-5	12/08	144.969	149.594	149.412	149.428	151.807
Dump truck bodies, for sale separately.		336211-5A	12/08	185.525	186.088	184.492	184.492	184.492
All other truck and vehicle bodies, sold separately.		336211-5B	12/08	140.091	144.648	144.648	144.648	148.008
Buses and firefighting vehicles, complete, produced on purchased chassis.		336211-7	12/08	128.425	128.425	128.953	129.482	129.482
Other trucks and vehicles, complete, produced on purchased chassis.		336211-9	12/08	154.709	159.336	159.450	159.567	159.098
Other trucks and vehicles, complete, produced on purchased chassis, except upfitting trucks.		336211-91	09/15	136.542	141.680	141.807	141.937	140.859
Secondary products and miscellaneous receipts.		336211-SM						
Secondary products.		336211-S	12/82	278.035	278.035	278.704	279.409	279.409
Truck trailer mfg.	336212		12/79	377.172	377.981	377.719	377.918	373.146
Primary products.		336212-P	12/79	375.593	376.311	376.017	376.222	371.459
Truck trailers and chassis, axle rating 10,000 lbs or more.		336212-1	12/79	360.970	361.398	361.171	361.498	356.456
Truck trailers and chassis, axle rating less than 10,000 lbs.		336212-3	11/84	480.545	483.751	482.889	482.017	482.450
Secondary products and miscellaneous receipts.		336212-SM						
Secondary products.		336212-S1	05/21	140.233	143.074	142.421	142.421	142.664
Motor home mfg.	336213		06/84	215.049	215.105	215.167	215.667	215.667
Primary products.		336213-P	06/84	211.469	211.527	211.590	211.590	211.590

See footnotes at end of table.

Table 11. Producer price indexes for net output of selected industries and their products, not seasonally adjusted — Continued
[January 2023]

Title ¹	Industry code	Product code	Index base	Unadjusted index ²				
				Sept. 2022	Oct. 2022 ^P	Nov. 2022 ^P	Dec. 2022 ^P	Jan. 2023 ^P
Motor home mfg - Continued								
Motor homes built on purchased chassis.....		336213-0	06/06	126.070	126.105	126.143	126.143	126.143
Secondary products and miscellaneous receipts.....		336213-SM1						
Travel trailer and camper mfg.....	336214		12/03	207.350	208.623	208.738	208.462	208.469
Primary products.....		336214-P	12/03	208.882	209.847	209.955	209.694	209.693
Travel trailers.....		336214-1	06/84	278.135	280.251	280.445	280.445	280.445
Conventional travel trailers.....		336214-19	12/11	166.657	168.721	168.910	168.910	168.910
Automobile and light truck trailers.....		336214-3	12/92	269.735	269.735	269.735	268.213	268.207
Camping trailers, campers, pick-up covers, and parts.....		336214-5	06/84	343.682	343.682	343.869	343.869	343.869
Other parts and components, excluding appliances and furnishings.....		336214-53	06/84	344.468	344.468	344.468	344.468	344.468
Truck campers, caps, box covers, and fold-down camping trailers.....		336214-56	06/14	-	144.891	145.106	145.106	145.106
Secondary products and miscellaneous receipts.....		336214-SM						
Secondary products.....		336214-S	06/84	232.871	243.318	243.306	243.323	245.385
Motor vehicle parts manufacturing.....	3363		12/03	125.242	125.105	125.638	125.640	126.403
Motor vehicle gasoline engine and parts mfg.....	33631		12/03	126.145	126.624	127.540	127.681	127.803
Motor vehicle gasoline engine and engine parts mfg.....	336310		12/03	126.628	127.109	128.028	128.170	128.292
Primary products.....		336310-P	12/03	126.932	127.159	127.866	127.879	128.007
Gasoline engines and engine parts (excluding carburetors).....		336310-2	12/03	126.277	126.536	127.336	127.350	127.362
Carburetors, pistons, piston rings, and valves.....		336310-3	12/82	191.339	191.141	190.658	190.657	192.900
Secondary products and miscellaneous receipts.....		336310-SM						
Miscellaneous receipts.....		336310-M1	09/18	111.950	113.077	120.121	120.121	120.121
Secondary products.....		336310-S	12/11	114.099	116.169	116.088	117.239	117.239
Motor vehicle electric equipment.....	33632		12/03	120.067	119.918	119.953	119.953	120.550
Motor vehicle electrical and electronic equipment mfg.....	336320		12/03	119.610	119.461	119.497	119.497	120.091
Primary products.....		336320-P	12/03	113.604	113.495	113.426	113.426	113.930
Vehicular lighting equipment.....		336320-1	12/83	133.088	133.450	133.554	133.554	134.334
Other motor vehicle electrical and electronic equipment.....		336320-2	12/03	113.864	113.664	113.562	113.562	114.025
Battery charging alternators, generators, and regulators.....		336320-2A	12/82	136.774	135.987	136.074	136.074	136.230
Parts for engine electrical and electronic equipment.....		336320-2B	12/82	171.123	170.380	164.380	164.380	163.887
All other miscellaneous non-engine electrical and electronic equipment.....		336320-2D	12/03	118.186	118.083	118.091	118.091	119.050
All other miscellaneous complete engine electrical equipment, including spark plugs.....		336320-2U	12/82	125.068	124.503	124.797	124.797	124.562
Secondary products and miscellaneous receipts.....		336320-SM						
Miscellaneous receipts.....		336320-M	12/03	138.587	137.507	136.890	136.890	138.718
Secondary products.....		336320-S	12/03	127.655	127.698	128.228	128.228	129.208
Motor vehicle steering and suspension parts.....	33633		12/03	111.278	111.570	111.504	111.747	109.328
Motor vehicle steering and suspension components (except spring) manufacturing.....	336330		12/03	111.067	111.359	111.293	111.535	109.121
Primary products.....		336330-P	12/03	107.271	107.948	107.948	108.304	105.881
Motor vehicle steering and suspension components (excluding spring), new and rebuilt.....		336330-0	12/99	107.075	107.751	107.751	108.106	105.687
Secondary and miscellaneous receipts.....		336330-SM						
Motor vehicle brake system manufacturing.....	33634		12/03	136.925	135.583	135.452	135.201	135.663
Motor vehicle brake system mfg.....	336340		12/03	136.897	135.558	135.427	135.176	135.645
Primary products.....		336340-P	12/03	138.185	136.300	136.156	135.808	136.594
Motor vehicle brake parts and assemblies, new.....		336340-1	12/88	147.369	145.205	145.039	144.639	145.476
Motor vehicle drum brake assemblies and parts, new.....		336340-1E	12/05	144.604	151.080	152.441	150.259	149.151
Motor vehicle disc brake assemblies and parts, new.....		336340-1F	12/11	139.292	128.166	128.166	128.166	130.527
Other motor vehicle brake parts and assemblies, new.....		336340-1G	12/99	120.335	122.424	121.576	121.642	122.548
Secondary products and miscellaneous receipts.....		336340-SM						
Motor vehicle power train components mfg.....	33635		12/03	132.173	132.492	132.177	132.159	134.439
Motor vehicle transmission and power train parts manufacturing.....	336350		12/03	130.604	130.920	130.608	130.591	132.843
Primary products.....		336350-P	12/03	125.357	125.444	125.128	125.113	127.305
Motor vehicle drive train components, excluding wheels and brakes, new.....		336350-2	12/88	128.676	128.747	128.420	128.405	130.751
Motor vehicle transmissions (except auxiliary and parts), new.....		336350-20	06/12	110.439	110.687	110.687	110.687	114.879
Parts for manual and automatic transmissions, new.....		336350-23	12/88	129.718	129.646	129.027	128.986	129.894
Other motor vehicle drive train components, except wheels and brakes, new.....		336350-25	12/99	98.785	98.477	97.597	97.567	97.187
Motor vehicle drive train components, rebuilt.....		336350-3	12/03	138.256	141.437	141.437	141.437	141.973
Secondary products and miscellaneous receipts.....		336350-SM						
Secondary products.....		336350-S	12/03	137.266	136.495	136.400	136.315	136.850
Motor vehicle seating and interior trim mfg.....	33636		12/03	113.272	114.261	113.902	114.064	115.150
Motor vehicle seating and interior trim mfg.....	336360		12/03	113.222	114.211	113.851	114.013	115.100
Primary products.....		336360-P	12/03	112.033	113.021	112.096	112.246	113.176
Automobile trimmings.....		336360-1	12/03	91.089	94.110	94.110	94.110	94.537
Seats for public conveyance and aircraft.....		336360-3	12/01	117.516	117.547	116.927	117.192	117.771

See footnotes at end of table.

Table 11. Producer price indexes for net output of selected industries and their products, not seasonally adjusted — Continued
[January 2023]

Title ¹	Industry code	Product code	Index base	Unadjusted index ²				
				Sept. 2022	Oct. 2022 ^P	Nov. 2022 ^P	Dec. 2022 ^P	Jan. 2023 ^P
Motor vehicle seating and interior trim mfg - Continued								
Metal motor vehicle seat frames.....		336360-7	06/09	111.376	111.376	—	—	—
Secondary products and miscellaneous receipts.....		336360-SM						
Secondary products.....		336360-S	12/03	167.164	163.344	168.122	167.972	170.196
Motor vehicle metal stamping.....	33637		12/03	124.120	124.373	128.951	128.552	128.183
Motor vehicle metal stamping.....	336370		12/82	135.940	136.218	141.232	140.795	140.391
Primary products.....		336370-P	12/82	126.283	126.646	131.911	131.878	131.455
Automotive job stampings (truck, bus, and passenger car).....		336370-0	12/82	126.283	126.646	131.911	131.878	131.455
Secondary products and miscellaneous receipts.....		336370-SM						
Secondary products.....		336370-S	12/82	141.746	142.875	144.182	141.436	142.092
Other motor vehicle parts manufacturing.....	33639		12/03	125.827	124.610	124.725	124.801	126.289
Other motor vehicle parts mfg.....	336390		12/03	128.328	127.087	127.205	127.282	128.800
Primary products.....		336390-P	12/03	125.945	124.778	124.626	124.705	126.208
Filters, new, internal combustion engines and motor vehicles.....		336390-A	12/82	186.241	186.241	188.017	188.017	188.017
Motor vehicle air-conditioning systems and compressors.....		336390-B	12/03	104.015	103.188	103.188	103.188	103.188
All other motor vehicle parts and accessories, including trailer hitches.....		336390-8	12/03	112.389	112.525	112.311	112.460	115.260
Secondary products and miscellaneous receipts.....		336390-SM						
Miscellaneous receipts.....		336390-M	12/11	123.367	120.359	122.662	122.662	122.662
Secondary products.....		336390-S	12/11	125.115	125.350	126.592	126.700	128.123
Aerospace product and parts manufacturing.....	3364		06/85	257.796	258.279	258.677	259.648	261.247
Aerospace product and parts manufacturing.....	33641		06/85	257.796	258.279	258.677	259.648	261.247
Aircraft mfg.....	336411		12/85	267.669	268.313	268.857	270.108	271.703
Primary products.....		336411-P	12/85	256.329	257.000	257.542	258.848	260.063
Civilian aircraft.....		336411-3	12/85	315.873	317.207	318.188	320.158	322.294
Military aircraft.....		336411-4	06/13	104.610	104.610	104.610	104.610	104.610
Modification, conversion, and overhaul of previously accepted aircraft.....		336411-5	12/85	145.236	145.236	145.710	148.786	—
Secondary products and miscellaneous receipts.....		336411-SM						
Secondary products.....		336411-S	12/85	—	—	—	—	477.647
Aircraft engine and engine parts mfg.....	336412		12/85	253.900	253.947	253.993	254.583	256.594
Primary products.....		336412-P	12/85	250.737	250.801	250.911	252.007	253.793
Aeronautical services on aircraft engines.....		336412-5	12/85	250.531	250.531	250.531	250.531	258.335
Aircraft engine parts and accessories.....		336412-7	12/85	260.199	260.325	260.543	262.703	263.690
Parts and accessories for military aircraft engines.....		336412-75	12/11	123.418	123.738	123.753	123.753	123.799
Parts and accessories for civilian aircraft engines.....		336412-77	12/11	114.523	114.523	114.637	115.808	116.443
Secondary products and miscellaneous receipts.....		336412-SM						
Secondary products.....		336412-S	12/85	240.096	240.249	240.262	240.261	242.595
Other aircraft parts and equipment mfg.....	336413		06/85	197.704	197.786	197.868	197.881	199.334
Primary products.....		336413-P	06/85	193.567	193.567	193.700	193.664	194.930
Aircraft propellers and helicopter rotors.....		336413-1	12/91	220.060	220.060	220.191	220.388	220.745
Aircraft parts and auxiliary equipment.....		336413-7	06/85	185.129	185.129	185.263	185.202	186.509
Aircraft landing gear for civilian and military aircraft.....		336413-72	06/08	169.118	169.118	169.118	169.118	187.527
Other aircraft subassemblies and parts for military aircraft.....		336413-73	06/08	124.138	124.138	124.138	124.268	124.284
Other aircraft subassemblies and parts for civilian aircraft.....		336413-74	06/08	108.728	108.728	108.912	108.777	109.034
Secondary products and miscellaneous receipts.....		336413-SM						
Secondary products.....		336413-S	06/85	226.859	228.330	227.609	228.443	237.997
Railroad rolling stock manufacturing.....	3365		06/84	225.847	225.940	226.229	226.615	226.076
Railroad rolling stock manufacturing.....	33651		06/84	225.925	226.017	226.307	226.692	226.154
Railroad rolling stock mfg.....	336510		06/84	225.729	225.822	226.111	226.494	225.956
Primary products.....		336510-P	06/84	232.275	232.393	232.751	232.870	231.753
Street, subway, trolley, and rapid transit cars, and railway maintenance equipment and parts.....		336510-5	06/84	186.809	187.206	188.406	188.805	186.851
Railway maintenance of way equipment & parts, parts for all railcars, & other railway vehicles.....		336510-54	06/84	188.048	188.496	189.853	190.303	187.900
Air brake and other brake equipment.....		336510-541	06/84	127.334	127.301	127.301	127.301	—
Railway maintenance of way & all other railroad and streetcar equipment, parts and accessories.....		336510-542	06/84	195.809	—	—	—	—
Secondary products and miscellaneous receipts.....		336510-SM						
Miscellaneous receipts.....		336510-M	06/84	162.049	162.049	162.143	164.750	164.750
Secondary products.....		336510-S1	12/11	112.108	112.108	112.108	112.108	113.241
Ship and boat building.....	3366		12/84	266.068	266.322	267.944	269.154	270.974
Ship and boat building.....	33661		12/84	266.078	266.333	267.954	269.165	270.985
Ship building and repairing.....	336611		12/85	233.111	233.111	234.935	236.161	238.091
Primary products.....		336611-P	12/85	224.407	224.407	224.405	225.664	227.540
Ship repair, nonmilitary.....		336611-A	12/85	276.619	276.619	276.776	284.670	295.218

See footnotes at end of table.

Table 11. Producer price indexes for net output of selected industries and their products, not seasonally adjusted — Continued
 [January 2023]

Title ¹	Industry code	Product code	Index base	Unadjusted index ²				
				Sept. 2022	Oct. 2022 ^P	Nov. 2022 ^P	Dec. 2022 ^P	Jan. 2023 ^P
Ship building and repairing - Continued								
Military self-propelled ships, new construction.....		336611-5	12/85	189.856	189.856	189.835	189.983	190.650
Ship repair, military.....		336611-8	12/85	202.280	202.280	202.280	202.927	204.346
Nonmilitary self-propelled ships, new construction.....		336611-9	12/85	403.048	403.048	403.048	400.141	400.141
Secondary products and miscellaneous receipts.....		336611-SM2						
Boat building.....	336612		12/81	366.548	367.886	368.510	369.441	370.826
Primary products.....		336612-P	12/81	365.250	366.714	367.397	368.422	369.824
Outboard motorboats, including commercial and military (except sailboats and lifeboats).....		336612-1	12/81	441.276	443.235	443.724	445.061	445.614
Outboard motorboats, wood or metal, incl. comm. and military (exc. sailboats and lifeboats).....		336612-11	06/11	172.388	172.717	173.046	173.383	173.720
Outboard motorboats, plastics/fiberglass, incl. comm. and mil. (exc. sailboats and lifeboats).....		336612-14	06/11	164.734	165.840	165.904	166.562	166.705
Inboard motorboats, including commercial and military (except sailboats and lifeboats).....		336612-3	12/81	349.296	351.961	354.034	355.972	352.891
Inboard cabin cruisers, including commercial and military (except sailboats and lifeboats).....		336612-31	06/11	140.859	140.859	142.211	143.921	143.921
Other inboard motorboats, including commercial and military (except sailboats and lifeboats).....		336612-32	06/11	151.079	153.202	153.633	153.633	149.649
Inboard-outdrive boats, including commercial and military (except sailboats and lifeboats).....		336612-5	12/81	288.448	288.448	288.448	288.448	288.448
All other inboard-outdrive boats, incl. comm. and military (except sailboats and lifeboats).....		336612-52	06/11	137.574	137.574	137.574	137.574	137.574
All other boats (excluding military and commercial).....		336612-8	12/81	279.057	279.057	279.057	279.057	297.763
Secondary products and miscellaneous receipts.....		336612-SM						
Miscellaneous receipts.....		336612-M	12/88	325.556	325.556	325.556	325.556	325.556
Other transportation equipment manufacturing.....	3369		12/03	125.157	125.309	125.444	125.573	128.066
Other transportation equipment manufacturing.....	33699		12/03	125.157	125.309	125.444	125.573	128.066
Motorcycle, bicycle, and parts mfg.....	336991		12/84	158.057	158.057	158.277	158.638	159.229
Primary products.....		336991-P	12/84	163.402	163.402	163.630	164.023	164.637
Motorcycles, including three-wheel motorbikes, motorscooters, mopeds, and parts.....		336991-3	12/84	183.629	183.629	183.629	184.016	184.844
Bicycles, including parts (excluding children's 2-wheel sidewalk cycles).....		336991-4	12/84	168.708	168.708	170.384	171.101	171.101
Cycles, all types, tubular construction.....		336991-42	12/98	139.761	139.761	141.796	141.908	141.908
Parts for bicycles, unicycles, and adult tricycles.....		336991-45	12/84	176.688	176.688	177.722	179.011	179.011
Secondary products and miscellaneous receipts.....		336991-SM						
Secondary products.....		336991-S	12/84	167.819	167.819	-	-	-
All other transportation equipment mfg.....	336999		12/03	127.275	127.544	127.656	127.667	131.762
Primary products.....		336999-P	12/03	125.396	125.681	125.724	125.736	129.901
All-terrain vehicles and parts.....		336999-4	06/08	111.020	111.124	111.155	111.063	118.511
All other miscellaneous transportation equipment.....		336999-6	06/08	118.294	119.044	119.044	119.328	122.694
Secondary products and miscellaneous receipts.....		336999-SM						
Secondary products.....		336999-S	12/03	168.602	168.602	172.726	172.726	172.726
Furniture & related product mfg.....	337		12/84	262.661	262.562	265.329	267.228	267.747
HH & institutional furniture & kitchen cabinet mfg.....	3371		12/84	250.420	249.589	251.339	253.324	254.214
Wood kitchen cabinet & countertop mfg.....	33711		12/03	155.570	155.570	155.570	158.242	158.242
Wood kitchen cabinet and countertop mfg.....	337110		06/84	262.662	262.662	262.662	267.174	267.174
Primary products.....		337110-P	12/03	155.983	155.983	155.983	158.644	158.644
Custom wood kitchen cabinets, bathroom vanities, and related cabinet sold directly to customers.....		337110-H	03/04	144.342	144.342	144.342	145.450	145.450
Stock wood kitchen cabinets and related cabinetwork for permanent installation. ...		337110-1	06/84	245.928	245.928	245.928	245.928	245.928
Custom wood kitchen cabinets and related cabinetwork not sold direct to customer at retail.....		337110-4	06/84	324.330	324.330	324.330	-	-
Secondary products and miscellaneous receipts.....		337110-SM						
Household & institutional furniture mfg.....	33712		12/03	177.002	176.157	177.935	178.622	179.592
Upholstered household furniture mfg.....	337121		06/82	264.613	264.283	265.459	266.219	266.114
Primary products.....		337121-P	06/82	256.743	256.401	257.788	258.651	258.464
Upholstered household furniture, excl. dual-purpose sleep furniture.....		337121-1	06/82	252.845	252.486	253.833	254.730	254.523
Upholstered household sofas, davenports, settees, and loveseats, except custom.....		337121-11	06/82	255.731	255.396	257.275	258.255	257.987
Upholstered household sectional sofa pieces, except custom.....		337121-12	12/87	208.302	208.003	208.262	208.871	208.704
Upholstered household rocking chairs, including swivel rockers, except custom.....		337121-13	06/82	224.541	224.535	225.750	229.971	229.971
Other upholstered household furniture, including custom sold at retail.....		337121-15	06/05	186.306	186.192	186.989	187.569	187.569
Dual-purpose sleep furniture incl. futon, conv. sofa, jackknife & chair beds, except custom.....		337121-4	06/89	283.839	283.839	285.709	285.837	285.766
Secondary products and miscellaneous receipts.....		337121-SM						
Miscellaneous receipts.....		337121-M	06/05	221.025	221.025	221.025	221.025	-

See footnotes at end of table.

Table 11. Producer price indexes for net output of selected industries and their products, not seasonally adjusted — Continued
[January 2023]

Title ¹	Industry code	Product code	Index base	Unadjusted index ²				
				Sept. 2022	Oct. 2022 ^p	Nov. 2022 ^p	Dec. 2022 ^p	Jan. 2023 ^p
Upholstered household furniture mfg - Continued								
Nonupholstered wood household furniture mfg.....	337122		12/79	337.056	330.183	330.230	330.268	342.363
Primary products.....		337122-P	12/79	356.921	352.930	352.930	352.930	362.954
Wood dining room, kitchen, outdoor, and ready-to-assemble furniture, excl. cabinets and custom.....		337122-G	12/22	—	—	—	100.000	107.073
Custom nonupholstered wood household furniture sold direct, excl. kitchen cabinets and vanities.....		337122-J	06/12	114.883	107.808	107.808	107.808	—
Wood household den, family room, library, and living room furniture, except custom.....		337122-1	12/79	353.146	348.907	348.907	348.907	355.605
Wood bedroom furniture, including infants' and children's, except custom.....		337122-8	12/79	356.607	355.526	355.526	355.526	357.172
Secondary products and miscellaneous receipts.....		337122-SM						
Secondary products.....		337122-S	12/79	246.392	229.736	229.947	230.119	273.983
Household furniture (except wood and upholstered) mfg.....	337126		06/84	252.625	249.839	259.791	265.189	265.668
Primary products.....		337126-P	06/84	253.551	250.332	251.356	257.577	257.759
Metal dining room and kitchen furniture, incl. padded and plain chairs and stools..		337126-1	06/84	207.184	194.803	191.679	208.499	208.499
Metal outdoor and casual furniture, incl. beach, lawn, garden and porch.....		337126-3	06/84	353.592	359.739	369.584	369.584	369.584
Nonupholstered household furniture (except wood and metal).....		337126-6	12/85	140.601	140.601	140.601	140.601	141.036
Secondary products and miscellaneous receipts.....		337126-SM						
Secondary products.....		337126-S	06/84	296.457	295.270	294.754	297.269	300.548
Institutional furniture mfg.....	337127		12/03	199.830	200.063	203.708	204.046	204.388
Primary products.....		337127-P	12/03	201.790	201.834	205.758	206.093	206.397
Other institutional furniture.....		337127-B	12/11	145.655	145.586	152.003	152.374	152.934
School furniture (except stone and concrete), excl. library furniture.....		337127-1	12/84	366.832	364.768	368.468	368.468	369.166
Public building and related furniture, excl. bar, bowling, cafeteria, restaurant and school.....		337127-5	12/84	298.754	300.211	302.783	303.629	303.629
Public furniture (bar, bowling center, cafeteria, and restaurant).....		337127-8	12/03	195.898	195.898	197.329	197.329	197.329
Secondary products and miscellaneous receipts.....		337127-SM						
Miscellaneous receipts.....		337127-M	12/03	191.292	194.905	198.580	198.580	202.379
Secondary products.....		337127-S	12/03	177.839	177.471	177.370	178.052	178.389
Office furniture (including fixtures) mfg.....	3372		12/03	192.447	193.118	196.395	198.183	197.144
Office furniture (including fixtures) mfg.....	33721		12/03	192.447	193.118	196.395	198.183	197.144
Wood office furniture mfg.....	337211		06/85	271.311	271.311	271.876	271.689	272.306
Primary products.....		337211-P	06/85	265.387	265.387	265.502	265.411	265.914
Wood office furniture panel systems, desking systems, and other wood office furniture.....		337211-A	06/98	156.257	156.257	156.257	156.257	156.257
Wood office seating, including upholstered.....		337211-1	06/98	198.631	198.631	198.892	198.892	200.509
Wood office desks and desk extensions.....		337211-4	06/85	309.412	309.412	309.412	309.021	309.021
Wood office files, storage units, and tables.....		337211-7	06/98	180.761	180.761	180.761	180.761	180.761
Secondary products and miscellaneous receipts.....		337211-SM						
Secondary products.....		337211-S	06/85	288.510	288.510	291.855	291.075	292.702
Custom architectural woodwork and millwork.....	337212		12/03	169.072	170.840	172.072	172.072	172.072
Primary products.....		337212-P	12/03	164.974	166.931	168.306	168.306	168.306
Custom architectural woodwork, millwork, and fixtures.....		337212-0	12/03	164.974	166.931	168.306	168.306	168.306
Secondary products and miscellaneous receipts.....		337212-SM						
Office furniture, except wood, mfg.....	337214		12/79	387.266	389.261	406.474	410.741	411.421
Primary products.....		337214-P	12/79	387.005	389.311	406.788	411.722	412.351
Office seating, including upholstered, except wood.....		337214-1	12/79	281.276	290.816	286.904	300.698	299.852
Office files, storage units, and tables, except wood.....		337214-7	06/95	207.246	208.922	210.430	212.363	215.180
Secondary products and miscellaneous receipts.....		337214-SM						
Showcases, partitions, shelving, and lockers mfg.....	337215		12/03	214.031	213.382	212.877	216.828	212.269
Primary products.....		337215-P	12/03	191.905	190.892	189.955	193.318	189.346
Storage racks and accessories, except wood.....		337215-E	12/83	289.036	289.036	289.036	263.597	263.597
Fixtures (bank, office, and store), except wood.....		337215-G	12/83	296.762	301.226	302.463	312.922	316.863
Wood furniture dimensions and nonwood furniture parts and frames.....		337215-L	12/06	174.116	172.560	171.267	178.095	178.686
Secondary products and miscellaneous receipts.....		337215-SM						
Other furniture related product mfg.....	3379		12/03	176.814	176.715	177.478	177.584	179.810
Mattress mfg.....	33791		12/03	180.157	180.044	177.590	177.707	180.373
Mattress mfg.....	337910		06/83	252.421	252.262	248.824	248.987	252.723
Primary products.....		337910-P	06/83	250.313	250.146	246.529	246.700	250.474
Mattress and foundation sets.....		337910-E	12/03	139.209	139.209	134.931	134.931	134.931
Innerspring mattresses, excluding crib-size.....		337910-1	01/04	205.840	205.840	204.724	204.724	210.830
Other mattresses, including crib, foam, waterbed mattresses and mattress inserts.....		337910-4	06/83	243.606	243.606	243.655	244.521	249.621
Foundations, excl. innerspring units, hybrid-type flotation, ensembles, and adjustable units.....		337910-7	12/03	214.608	213.207	212.897	212.897	213.303
Secondary products and miscellaneous receipts.....		337910-SM						

See footnotes at end of table.

Table 11. Producer price indexes for net output of selected industries and their products, not seasonally adjusted — Continued
 [January 2023]

Title ¹	Industry code	Product code	Index base	Unadjusted index ²				
				Sept. 2022	Oct. 2022 ^P	Nov. 2022 ^P	Dec. 2022 ^P	Jan. 2023 ^P
Mattress mfg - Continued								
Blind & shade mfg.	33792		12/03	180.052	179.999	193.863	193.938	195.092
Blind and shade mfg.	337920		06/84	273.336	273.255	294.307	294.422	296.174
Primary products.		337920-P	06/84	281.511	281.511	309.602	309.602	311.479
Other blinds and shades, including curtain and drapery fixtures, poles and rods. ...		337920-8	06/84	-	-	-	-	229.095
Secondary products and miscellaneous receipts.		337920-SM						
Miscellaneous mfg.	339		12/03	140.428	140.972	141.362	141.718	143.563
Medical equipment & supplies mfg.	3391		12/03	128.075	128.664	128.769	129.061	131.053
Medical equipment & supplies mfg.	33911		12/03	128.077	128.666	128.771	129.063	131.055
Surgical and medical instrument mfg.	339112		06/82	147.787	148.269	148.330	148.427	151.328
Primary products.		339112-P	06/82	148.927	149.469	149.538	149.644	152.509
Surgical and medical instruments.		339112-0	06/82	142.721	143.240	143.306	143.408	146.153
Surgical and orthopedic instruments.		339112-01	06/12	113.086	113.086	113.124	113.124	113.560
Surgical and medical catheters.		339112-05	06/82	116.652	116.652	116.652	116.652	116.652
Other surgical and medical apparatus and instruments, excluding parts.		339112-06	06/12	101.403	101.175	100.928	101.219	107.005
Parts for surgical and medical apparatus and instruments.		339112-09	06/12	109.652	111.472	111.472	111.472	111.993
Secondary products and miscellaneous receipts.		339112-SM						
Secondary products.		339112-S	10/82	126.574	126.574	126.574	126.574	127.466
Surgical appliance and supplies mfg.	339113		06/83	229.206	230.808	231.509	231.645	234.861
Primary products.		339113-P	06/83	233.979	235.968	236.773	236.959	240.527
Medical and surgical appliances and supplies, incl. orthopedic, prosthetic, and therapeutic.		339113-2	06/83	224.860	225.548	226.009	226.239	227.832
Other orthopedic and prosthetic appliances.		339113-22	12/03	99.458	99.458	99.458	99.458	100.152
Other medical and surgical appliances and supplies.		339113-27	12/03	137.601	138.131	138.486	138.663	140.560
Hospital beds and specialized hospital furniture.		339113-4	12/11	121.763	121.763	125.224	125.224	-
Personal industrial and nonindustrial safety equipment and clothing.		339113-6	06/83	279.275	290.192	290.192	290.192	290.884
Secondary products and miscellaneous receipts.		339113-SM						
Miscellaneous receipts.		339113-M	07/88	235.970	236.177	236.631	236.528	-
Secondary products.		339113-S	06/83	165.620	165.617	165.596	165.664	-
Dental equipment and supplies mfg.	339114		06/85	448.926	450.413	446.217	454.011	456.200
Primary products.		339114-P	06/85	428.605	430.244	425.625	433.261	435.534
Dental professional equipment and supplies.		339114-1	06/97	196.369	196.369	196.369	199.892	202.023
Professional dental equipment.		339114-11	06/85	311.355	311.355	311.355	323.951	-
Professional dental supplies.		339114-12	06/85	285.582	285.582	285.582	285.582	291.019
Secondary products and miscellaneous receipts.		339114-SM						
Miscellaneous receipts.		339114-M	06/85	301.385	301.385	301.385	304.844	-
Ophthalmic goods mfg.	339115		12/83	170.946	170.946	170.946	172.047	173.403
Primary products.		339115-P	12/83	167.790	167.790	167.790	169.004	170.366
Secondary products and miscellaneous receipts.		339115-SM						
Other miscellaneous mfg.	3399		12/85	210.588	211.205	212.330	212.934	215.095
Jewelry & silverware mfg.	33991		12/85	248.342	247.643	253.418	255.242	260.192
Jewelry and silverware mfg.	339910		12/11	117.121	116.791	119.514	120.375	122.710
Primary products.		339910-P	12/11	116.764	116.412	119.437	120.383	122.756
Jewelry, gold and platinum.		339910-1	12/85	254.303	253.118	262.560	264.538	269.423
Costume jewelry and novelties.		339910-4	12/03	155.091	155.091	155.091	155.091	162.286
All other jewelry and personal goods (excluding costume).		339910-8	12/11	115.304	115.122	117.766	118.543	118.865
Secondary products and miscellaneous receipts.		339910-SM						
Miscellaneous receipts.		339910-M	12/11	127.232	127.052	127.531	127.765	128.013
Sporting & athletic goods mfg.	33992		12/03	136.275	136.529	137.041	137.075	138.825
Sporting and athletic goods mfg.	339920		12/85	166.888	167.199	167.822	167.862	170.007
Primary products.		339920-P	12/85	162.573	162.915	163.659	163.753	165.902
Other sporting and athletic goods.		339920-A	12/85	172.232	172.232	173.134	173.134	175.256
Golf equipment, excluding apparel and shoes.		339920-4	12/85	80.567	80.744	80.636	80.800	83.210
Playground equipment.		339920-5	06/92	404.080	409.368	421.429	421.429	430.714
Gymnasium and exercise equipment.		339920-7	06/92	152.809	152.809	152.809	152.809	152.809
Secondary products and miscellaneous receipts.		339920-SM						
Secondary products.		339920-S	12/85	254.159	259.567	259.567	250.995	252.298
Doll, toy & game mfg.	33993		12/03	156.163	158.359	158.354	158.354	158.121
Doll, toy, and game mfg.	339930		06/85	188.660	191.309	191.303	191.303	190.986
Primary products.		339930-P	06/85	182.967	186.509	186.501	186.501	187.239
Models (operating & static), craft kits/supply, natural science kits, & collectors' miniatures.		339930-6	06/85	269.868	270.597	270.544	270.544	272.012
Other nonelectronic toys, including parts.		339930-8	06/85	184.460	192.191	192.191	192.191	192.191
Secondary products and miscellaneous receipts.		339930-SM						

See footnotes at end of table.

Table 11. Producer price indexes for net output of selected industries and their products, not seasonally adjusted — Continued
[January 2023]

Title ¹	Industry code	Product code	Index base	Unadjusted index ²				
				Sept. 2022	Oct. 2022 ^P	Nov. 2022 ^P	Dec. 2022 ^P	Jan. 2023 ^P
Doll, toy, and game mfg - Continued								
Office supplies (exc paper) mfg.	33994		12/85	186.927	187.278	187.553	187.561	188.065
Office supplies, except paper, mfg.	339940		12/11	127.907	128.147	128.335	128.340	128.685
Primary products.		339940-P	12/11	124.222	124.522	124.694	124.694	125.047
Pens, mechanical pencils, markers, and associated parts.		339940-1	12/85	206.188	206.188	206.188	206.188	206.188
Lead pencils, art goods, office supplies & small office equipment, excluding paper.		339940-2	12/03	146.662	146.662	147.169	147.169	147.169
Marking devices.		339940-3	12/85	181.939	181.939	181.939	181.939	184.155
Secondary products and miscellaneous receipts.		339940-SM						
Miscellaneous receipts.		339940-M	12/11	145.154	145.154	145.154	145.154	145.154
Secondary Products.		339940-S	12/11	145.440	145.539	146.805	146.935	147.108
Sign mfg.	33995		12/03	155.097	155.668	155.678	156.535	158.148
Sign mfg.	339950		12/85	225.428	226.258	226.272	227.517	229.862
Primary products.		339950-P	12/85	224.054	225.040	225.053	226.226	228.302
Electric signs and displays, including trade show exhibits.		339950-1	12/85	196.064	196.064	196.064	-	-
Nonelectric signs and displays, including trade show exhibits.		339950-4	12/85	264.919	266.973	267.001	269.445	273.955
Secondary products and miscellaneous receipts.		339950-SM						
All other misc mfg.	33999		12/03	158.550	159.161	159.858	160.179	161.487
Gasket, packing, and sealing device mfg.	339991		12/85	223.455	224.930	225.259	227.240	232.714
Primary products.		339991-P	12/85	230.851	232.525	232.525	234.923	240.626
Compression packing.		339991-1	12/85	298.891	298.891	298.891	298.891	309.080
Molded packing and seals.		339991-2	06/07	142.682	142.682	142.682	143.901	145.403
Nonmetallic gaskets and gasketing.		339991-3	12/85	264.107	264.132	264.132	267.171	276.416
Metallic gaskets and machined seals.		339991-7	12/85	275.359	283.101	283.101	283.101	283.729
Rotary oil seals.		339991-9	12/90	167.705	167.705	167.705	180.362	186.365
Secondary products and miscellaneous receipts.		339991-SM						
Miscellaneous receipts.		339991-M	06/97	143.083	143.716	143.716	143.716	145.989
Secondary products.		339991-S	12/85	159.144	159.348	162.709	162.840	167.700
Musical instrument mfg.	339992		06/85	274.695	276.999	277.273	276.812	276.950
Primary products.		339992-P	06/85	276.466	277.829	278.125	277.627	277.627
Nonelectronic pianos, organs, and nonelectronic pianos and organ parts, excluding benches.		339992-A	12/09	163.013	163.013	163.013	163.013	-
Other musical instruments and parts.		339992-7	06/85	263.103	264.607	264.933	264.384	264.384
Other electronic musical instruments, excluding electronic organs.		339992-71	12/09	146.472	148.196	149.088	147.586	147.586
Other nonelectronic musical instruments.		339992-72	06/99	151.793	151.793	151.793	151.793	151.793
Parts and accessories for other musical instruments, sold separately, excl. benches & cases.		339992-73	06/85	211.535	213.104	213.104	213.104	213.104
Secondary products and miscellaneous receipts.		339992-SM						
Miscellaneous receipts.		339992-M	06/85	258.395	273.189	273.189	273.189	300.140
Fastener, button, needle, and pin mfg.	339993		12/85	240.502	240.502	240.502	241.164	241.164
Primary products.		339993-P	12/85	246.206	246.206	246.206	246.958	246.958
Fasteners, zippers, buttons, needles, pins, and buckles (except precious metal). ...		339993-0	12/85	246.206	246.206	246.206	246.958	246.958
Secondary products and miscellaneous receipts.		339993-SM						
Broom, brush, and mop mfg.	339994		12/85	208.405	208.415	210.097	209.274	210.701
Primary products.		339994-P	12/85	209.154	209.167	211.362	211.362	212.827
Brooms, mops and dusters.		339994-1	12/85	241.059	241.115	248.567	248.567	249.647
Mops and dusters, including refills.		339994-13	06/07	135.643	135.643	139.640	139.640	139.640
Paint and varnish brushes, paint holders, pads, roller frames and rollers.		339994-3	12/85	178.924	178.924	178.924	178.924	182.203
Paint and varnish brushes.		339994-31	06/07	126.903	126.903	126.903	126.903	131.730
Paint holders, pads, roller frames and rollers.		339994-32	06/07	111.510	111.510	111.510	111.510	111.655
Other types of brushes.		339994-5	12/85	215.135	215.135	215.799	215.799	216.953
Personal brushes.		339994-51	06/07	107.239	107.239	107.239	107.239	107.239
All other types of brushes, except personal.		339994-52	06/07	161.785	161.785	162.867	162.867	164.319
Secondary and miscellaneous receipts.		339994-SM						
Burial casket mfg.	339995		12/84	434.813	442.447	458.269	458.269	473.691
Primary products.		339995-P	12/84	435.046	443.218	457.722	457.722	473.475
Metal burial caskets and coffins, completely lined and trimmed, adult sizes only. ...		339995-1	12/84	445.732	460.479	478.940	478.940	478.940
Other burial caskets and coffins, including burial boxes and vaults (except concrete and stone).		339995-5	12/84	351.879	-	-	-	-
Secondary products and miscellaneous receipts.		339995-SM						
All other miscellaneous mfg.	339999		12/85	205.951	206.368	207.143	207.263	207.385
Primary products.		339999-P	12/85	217.313	217.817	218.209	218.334	218.447
Mirror and picture frames and framed pictures.		339999-E	06/84	251.186	251.186	251.186	251.186	251.186
All other miscellaneous fabricated products, incl. fire extinguishers and umbrellas.		339999-L	12/85	261.105	261.995	262.687	262.908	263.101
Candles, including tapers.		339999-5	12/85	206.959	206.959	206.959	206.959	206.959
Secondary products and miscellaneous receipts.		339999-SM						

See footnotes at end of table.

Table 11. Producer price indexes for net output of selected industries and their products, not seasonally adjusted — Continued
[January 2023]

Title ¹	Industry code	Product code	Index base	Unadjusted index ²				
				Sept. 2022	Oct. 2022 ^P	Nov. 2022 ^P	Dec. 2022 ^P	Jan. 2023 ^P
All other miscellaneous mfg - Continued								
Secondary products.....		339999-S	12/85	179.675	179.675	179.894	180.280	179.282
Services industries								
Merchant wholesalers, durable goods.....	423		06/04	191.082	190.172	191.789	193.526	193.639
Motor vehicle and parts merchant wholesalers.....	4231		05/19	132.733	133.103	129.834	139.167	135.823
Motor vehicle and parts merchant wholesalers.....	42310		05/19	132.733	133.103	129.834	139.167	135.824
Motor vehicle and parts merchant wholesalers.....	423100		05/19	132.724	133.093	129.829	139.149	135.805
Primary services.....		423100-P	02/09	170.237	170.748	166.234	179.122	174.654
Motor vehicle and parts wholesaler services.....		423100-1	02/09	170.237	170.748	166.234	179.122	174.654
Furniture and home furnishing merchant wholesalers.....	4232		05/19	148.183	147.756	144.775	143.506	143.826
Furniture and home furnishing merchant wholesalers.....	42320		05/19	148.183	147.756	144.775	143.506	143.826
Furniture and home furnishing merchant wholesalers.....	423200		05/19	148.200	147.772	144.791	143.518	143.837
Primary services.....		423200-P	02/09	162.357	161.864	158.599	157.134	157.485
Furniture and home furnishing wholesaler services.....		423200-1	02/09	162.357	161.864	158.599	157.134	157.485
Lumber and other construction materials merchant wholesalers.....	4233		05/19	158.216	154.135	152.492	147.606	147.782
Lumber and other construction materials merchant wholesalers.....	42330		05/19	158.216	154.135	152.492	147.606	147.782
Lumber and other construction materials merchant wholesalers.....	423300		05/19	158.144	154.076	152.440	147.572	147.749
Primary services.....		423300-P	02/09	169.071	164.597	162.788	157.412	157.540
Lumber and other construction material wholesaler services.....		423300-1	02/09	169.071	164.597	162.788	157.412	157.540
Other receipts.....		423300-SM	05/19	—	—	—	—	141.605
Professional and commercial equipment and supplies merchant wholesalers.....	4234		05/19	110.644	109.823	114.227	113.274	115.014
Professional and commercial equipment and supplies merchant wholesalers.....	42340		05/19	110.644	109.823	114.227	113.274	115.014
Professional and commercial equipment and supplies merchant wholesalers.....	423400		05/19	110.812	109.906	114.471	113.496	115.234
Primary services.....		423400-P	02/09	134.844	132.509	140.307	138.823	141.258
Professional and commercial equipment and supplies wholesaler services.....		423400-1	02/09	134.844	132.509	140.307	138.823	141.258
Metal and mineral (except petroleum) merchant wholesalers.....	4235		05/19	147.949	145.096	147.996	137.306	139.575
Metal and mineral (except petroleum) merchant wholesalers.....	42350		05/19	147.949	145.096	147.996	137.306	139.575
Metal and mineral (except petroleum) merchant wholesalers.....	423500		05/19	148.053	145.203	148.118	137.366	139.617
Primary services.....		423500-P	02/09	215.448	211.439	216.000	199.018	201.995
Metals and minerals wholesaler services.....		423500-1	02/09	215.448	211.439	216.000	199.018	201.995
Household appliances and electrical and electronic goods merchant wholesalers.....	4236		05/19	138.991	137.300	135.457	139.066	141.567
Household appliances and electrical and electronic goods merchant wholesalers.....	42360		05/19	138.991	137.300	135.457	139.066	141.567
Household appliances and electrical and electronic goods merchant wholesalers.....	423600		05/19	139.257	137.693	135.416	139.113	141.618
Primary services.....		423600-P	02/09	153.050	149.687	152.631	155.663	158.852
Household appliances, electrical, and electronics wholesaler services.....		423600-1	02/09	153.050	149.687	152.631	155.663	158.852
Hardware, plumbing and heating equipment and supplies merchant wholesalers.....	4237		05/19	114.171	117.867	121.357	119.725	113.248
Hardware, plumbing and heating equipment and supplies merchant wholesalers.....	42370		05/19	114.171	117.867	121.357	119.725	113.248
Hardware, plumbing, and heating equipment and supplies merchant wholesalers.....	423700		05/19	113.598	117.261	120.719	119.060	112.621
Primary services.....		423700-P	02/09	129.365	133.841	138.066	136.897	129.465
Hardware, plumbing, and heating equipment and supplies wholesaler services.....		423700-1	02/09	129.365	133.841	138.066	136.897	129.465
Machinery, equipment, and supplies merchant wholesalers.....	4238		05/19	130.059	130.124	134.470	134.815	136.510
Machinery, equipment, and supplies merchant wholesalers.....	42380		05/19	130.059	130.124	134.470	134.815	136.510
Machinery and supply merchant wholesalers.....	423800		05/19	130.438	130.480	134.906	135.257	136.973
Primary services.....		423800-P	02/09	204.984	204.637	212.867	213.512	216.789
Machinery and supply wholesaler services.....		423800-1	02/09	204.984	204.637	212.867	213.512	216.789
Other receipts.....		423800-SM	05/19	109.854	111.082	111.142	111.169	111.032
Miscellaneous durable goods merchant wholesalers (except materials recyclers).....	4239		05/19	138.219	137.447	137.543	137.722	137.919
Miscellaneous durable goods merchant wholesalers (except materials recyclers).....	42390		05/19	138.219	137.447	137.543	137.722	137.919
Miscellaneous durable goods, except recyclable material, merchant wholesalers.....	423900		05/19	137.886	137.143	137.242	137.419	137.615
Primary services.....		423900-P	02/09	115.809	115.088	115.161	115.314	115.481
Miscellaneous durable goods wholesaler services.....		423900-1	02/09	115.809	115.088	115.161	115.314	115.481
Merchant wholesalers, nondurable goods.....	424		06/05	204.249	204.765	205.933	202.035	202.962
Paper and paper product merchant wholesalers.....	4241		01/21	156.707	159.213	160.229	161.785	160.939
Paper and paper product merchant wholesalers.....	42410		01/21	156.707	159.213	160.229	161.785	160.939
Paper and paper product merchant wholesalers.....	424100		01/21	156.707	159.213	160.229	161.785	160.937
Primary services.....		424100-P	02/09	202.643	205.971	206.862	208.777	207.667
Paper wholesaler services.....		424100-1	02/09	202.643	205.971	206.862	208.777	207.667

See footnotes at end of table.

Table 11. Producer price indexes for net output of selected industries and their products, not seasonally adjusted — Continued
[January 2023]

Title ¹	Industry code	Product code	Index base	Unadjusted index ²				
				Sept. 2022	Oct. 2022 ^P	Nov. 2022 ^P	Dec. 2022 ^P	Jan. 2023 ^P
Paper and paper product merchant wholesalers - Continued								
Wholesaling of paper and paper products.....		424100-11	02/09	203.671	207.082	207.915	210.133	208.918
Wholesaling of all other goods, except paper and paper products.....		424100-12	01/21	149.766	151.857	152.861	152.657	152.477
Drugs and druggists' sundries merchant wholesalers.....	4242		01/21	117.257	115.294	116.963	112.924	120.555
Drugs and druggists' sundries merchant wholesalers.....	42420		01/21	117.257	115.294	116.963	112.924	120.555
Drugs and druggists' sundries merchant wholesalers.....	424200		01/21	117.257	115.294	116.963	112.924	120.555
Primary products.....		424200-P	02/09	172.147	169.265	171.715	165.786	176.989
Wholesaling of pharmaceuticals.....		424200-1	02/09	175.086	172.934	176.230	170.270	180.651
Wholesaling of all other goods, except pharmaceuticals.....		424200-2	01/21	107.562	103.190	102.068	98.131	105.751
Apparel and piece goods merchant wholesalers.....	4243		01/21	100.232	103.558	100.694	94.221	86.010
Apparel and piece goods merchant wholesalers.....	42430		01/21	100.232	103.558	100.694	94.221	86.010
Apparel and piece goods merchant wholesalers.....	424300		01/21	100.232	103.558	100.694	94.221	86.010
Primary services.....		424300-P	02/09	123.909	128.025	124.482	116.473	106.305
Apparel wholesaler services.....		424300-1	02/09	123.909	128.025	124.482	116.473	106.305
Wholesaling of apparel.....		424300-11	02/09	128.912	135.899	130.448	125.383	115.410
Grocery and related product merchant wholesalers.....	4244		01/21	119.953	122.495	123.036	119.380	116.703
Grocery and related product merchant wholesalers.....	42440		01/21	119.953	122.495	123.036	119.380	116.703
Grocery and related product merchant wholesalers.....	424400		01/21	119.953	122.495	123.036	119.381	116.702
Primary services.....		424400-P	02/09	130.543	133.326	133.917	129.912	126.978
Grocery and related product wholesaler services.....		424400-1	02/09	130.543	133.326	133.917	129.912	126.978
Wholesaling of fresh meat, seafood, dairy, and fruits and vegetables.....		424400-11	06/13	130.904	131.730	136.909	138.418	130.427
Wholesaling of packaged frozen and canned foods.....		424400-12	06/13	177.486	185.553	170.435	165.406	168.120
Wholesaling of baked goods, non-alcoholic beverages, and all other groceries.....		424400-13	06/13	139.151	144.882	142.766	133.673	131.487
Wholesaling of all other goods, except groceries.....		424400-14	01/21	154.741	141.996	174.454	170.038	164.417
Farm product raw material merchant wholesalers.....	424500		01/21	-	-	-	-	122.394
Primary services.....		424500-P	01/21	-	-	-	-	122.632
Farm product raw material wholesaler services.....		424500-1	01/21	-	-	-	-	122.632
Chemicals and allied products merchant wholesalers.....	4246		01/21	123.811	122.484	123.132	125.739	121.908
Chemicals and allied products merchant wholesalers.....	42460		01/21	123.811	122.484	123.132	125.739	121.908
Chemicals and allied products merchant wholesalers.....	424600		01/21	123.811	122.485	123.133	125.740	121.905
Primary services.....		424600-P	02/09	142.476	140.906	141.672	144.757	140.215
Wholesaling of chemicals, plastics, and allied products.....		424600-1	02/09	142.517	140.695	141.073	143.656	138.179
Wholesaling of all other goods, except chemicals, plastics, and allied products.....		424600-2	01/21	122.962	124.972	130.826	140.200	140.200
Petroleum and petroleum products merchant wholesalers.....	4247		01/21	130.309	131.124	136.340	132.226	131.711
Petroleum and petroleum products merchant wholesalers.....	42470		01/21	130.309	131.124	136.340	132.226	131.711
Petroleum and petroleum products merchant wholesalers.....	424700		01/21	130.308	131.123	136.339	132.226	131.711
Primary services.....		424700-P	02/09	159.057	160.105	166.809	161.236	160.603
Wholesaling of petroleum products.....		424700-1	02/09	159.969	160.511	167.305	161.639	160.983
Wholesaling of all other goods, except petroleum products.....		424700-2	01/21	105.493	120.205	123.254	121.219	121.442
Other receipts.....		424700-SM	01/21	126.916	-	-	-	-
Beer, wine, and distilled alcoholic beverage merchant wholesalers.....	4248		01/21	118.759	120.179	121.035	120.468	121.518
Beer, wine, and distilled alcoholic beverage merchant wholesalers.....	42480		01/21	118.759	120.179	121.035	120.468	121.518
Beer, wine, and distilled alcoholic beverage merchant wholesalers.....	424800		01/21	118.758	120.178	121.034	120.468	121.517
Primary services.....		424800-P	02/09	149.975	151.768	152.849	152.132	153.457
Alcoholic beverage wholesaler services.....		424800-1	02/09	149.975	151.768	152.849	152.132	153.457
Wholesaling of beer, wine, and distilled alcoholic beverages.....		424800-11	02/09	150.526	152.275	153.386	152.678	153.978
Wholesaling of all other goods, except alcoholic beverages.....		424800-12	01/21	102.929	105.624	105.624	104.754	106.559
Miscellaneous nondurable goods merchant wholesalers.....	4249		01/21	139.364	136.264	132.462	133.091	133.890
Miscellaneous nondurable goods merchant wholesalers.....	42490		01/21	139.364	136.264	132.462	133.091	133.890
Miscellaneous nondurable goods merchant wholesalers.....	424900		01/21	139.364	136.264	132.462	133.091	133.889
Primary services.....		424900-P	02/09	200.794	196.270	190.838	191.779	192.933
Miscellaneous nondurable good wholesaler services.....		424900-1	02/09	200.794	196.270	190.838	191.779	192.933
Material recyclers.....	429930		12/86	403.616	381.078	372.285	390.112	418.637
Primary products.....		429930-P	12/86	396.708	373.420	364.407	383.443	415.460
Ferrous metal scrap.....		429930-1	12/86	460.541	445.006	430.148	464.840	520.529
Carbon steel scrap.....		429930-11	12/86	477.733	462.777	443.525	480.171	539.836
Carbon steel scrap bundles.....		429930-112	12/86	478.424	444.198	418.008	457.565	509.079
Shredded carbon steel scrap.....		429930-113	12/86	335.967	319.778	303.795	328.792	369.051
Cut plate and structural scrap.....		429930-114	12/86	479.548	471.487	460.175	491.364	543.396
Other carbon steel scrap.....		429930-115	12/86	-	431.077	-	470.494	-

See footnotes at end of table.

Table 11. Producer price indexes for net output of selected industries and their products, not seasonally adjusted — Continued
[January 2023]

Title ¹	Industry code	Product code	Index base	Unadjusted index ²				
				Sept. 2022	Oct. 2022 ^P	Nov. 2022 ^P	Dec. 2022 ^P	Jan. 2023 ^P
Material recyclers - Continued								
Stainless and alloy steel scrap.....		429930-12	12/86	549.034	497.867	536.972	602.421	644.424
Other ferrous scrap.....		429930-14	06/06	104.313	101.806	104.869	103.007	129.172
Nonferrous metal scrap.....		429930-2	12/86	530.990	508.116	516.115	528.400	531.344
Copper base scrap.....		429930-21	12/86	589.458	572.686	625.092	637.759	658.233
No 1 copper wire, heavy.....		429930-211	12/86	457.737	437.236	497.025	502.367	522.644
No 2 copper wire, mixed.....		429930-212	12/86	729.578	695.386	796.322	809.361	844.624
Yellow brass scrap.....		429930-213	12/86	601.570	600.210	624.933	648.709	—
Used beverage can scrap.....		429930-223	12/86	198.647	183.289	197.799	202.660	196.867
Other old aluminum base scrap.....		429930-224	12/86	170.883	173.243	181.483	181.417	186.002
Other nonferrous scrap (including lead, zinc and precious metals).....		429930-23	12/86	3,174.459	3,078.975	3,005.647	2,913.911	2,812.829
Recyclable paper.....		429930-3	12/86	162.908	110.885	84.469	94.666	89.309
News and other low grade recyclable paper.....		429930-31	12/86	182.202	126.613	91.687	91.687	86.399
Corrugated recyclable paper.....		429930-33	12/86	102.700	63.815	41.067	51.638	49.875
High grade recyclable paper (including pulp substitutes and deinking).....		429930-34	12/86	200.026	164.310	163.357	160.686	145.822
Recyclable materials, excluding metals and paper.....		429930-4	12/86	216.724	217.250	218.745	218.125	216.172
Recyclable plastics.....		429930-42	06/96	105.286	96.634	91.460	90.964	83.592
Other receipts.....		429930-SM1						
Motor vehicle and parts dealers.....	441		12/03	209.855	206.968	204.897	202.174	204.139
Automobile dealers.....	4411		12/03	208.521	204.305	202.342	198.410	200.440
New car dealers.....	44111		12/99	230.169	225.515	223.348	219.007	221.248
New car dealers.....	441110		12/99	230.281	225.629	223.457	219.127	221.369
Primary services.....		441110-P	12/99	221.467	216.654	214.907	209.308	211.450
Vehicle sales.....		441110-1	12/99	188.826	178.778	175.253	163.960	166.055
New vehicle sales.....		441110-101	12/99	258.280	247.128	247.367	229.408	232.733
Used vehicle sales.....		441110-102	12/99	131.280	121.866	114.675	109.178	109.178
Service labor and parts.....		441110-2	12/99	227.611	228.279	228.408	228.812	228.815
Other receipts.....		441110-SM	12/99	311.154	306.250	301.920	301.920	—
Recreational vehicle dealers.....	44121		06/01	185.607	176.187	155.229	142.830	141.842
Recreational vehicle dealers.....	441210		06/01	185.607	176.187	155.229	142.830	141.842
Primary services.....		441210-P	06/01	189.669	179.069	155.434	143.186	142.139
Recreational vehicle dealer services.....		441210-1	06/01	189.669	179.069	155.434	143.186	142.139
Boat dealers.....	441222		06/01	208.316	210.343	220.439	221.408	221.408
Primary services.....		441222-P	06/01	208.006	210.030	220.111	221.078	221.078
Boat dealer services.....		441222-1	06/01	208.006	210.030	220.111	221.078	221.078
Automotive parts, accessories and tire retailers.....	4413		12/01	235.876	238.451	234.347	237.384	240.346
Automotive parts and accessories retailers.....	441330		12/03	259.322	261.414	254.775	260.909	263.711
Primary services.....		441330-P	12/03	259.326	261.418	254.778	260.913	263.715
Automotive parts and accessories store services, in-store retailing.....		441330-A	12/03	259.326	261.418	254.778	260.913	263.715
Tire dealers.....	441340		12/03	173.122	176.009	175.869	174.325	177.094
Primary services.....		441340-P	12/03	173.285	176.176	176.035	174.489	177.261
Tire dealer services, in-store retailing.....		441340-A	12/03	173.285	176.176	176.035	174.489	177.261
Building material & garden supply retailers.....	444		12/03	203.558	205.812	206.837	197.088	197.161
Building material and supplies dealers.....	4441		12/03	206.378	209.471	210.326	199.110	198.959
Building material and supplies dealers.....	44410		12/03	206.382	209.474	210.329	199.113	198.962
Building materials and supplies dealers.....	444100		05/19	137.383	139.441	140.011	132.544	132.444
Primary services.....		444100-P	05/19	137.191	139.247	139.815	132.360	132.259
Building materials and supplies dealer services, in-store retailing.....		444100-A	05/19	137.191	139.247	139.815	132.360	132.236
Retailing of building materials, paint, and hardware.....		444100-A1	05/19	137.733	140.011	140.925	132.187	130.991
Retailing of all other goods.....		444100-A2	05/19	135.432	136.766	136.210	132.921	137.120
Lawn and garden equip and supplies retailers.....	4442		12/03	188.768	184.784	187.116	188.101	189.220
Nursery, garden, and farm supply retailers.....	44424		12/03	188.769	184.785	187.117	188.102	189.221
Nursery, garden, and farm supply retailers.....	444240		12/02	202.112	197.847	200.344	201.399	202.597
Primary services.....		444240-P	12/02	202.201	197.933	200.431	201.487	202.685
Nursery, garden center, and farm supply store services, in-store retailing.....		444240-A	12/02	202.201	197.933	200.431	201.487	202.685
Food and beverage retailers.....	445		12/99	244.715	254.476	252.907	249.035	254.193
Grocery retailers.....	4451		12/03	210.542	219.913	217.601	213.834	219.406
Grocery (except convenience) retailers.....	44511		12/03	210.542	219.913	217.601	213.834	219.406
Supermarkets and other grocery stores.....	445110		12/99	251.248	262.430	259.672	255.176	261.826
Primary services.....		445110-P	12/99	251.116	262.293	259.535	255.043	261.688
Supermarket and other grocery store services.....		445110-3	12/99	248.736	259.807	257.076	252.626	259.209

See footnotes at end of table.

Table 11. Producer price indexes for net output of selected industries and their products, not seasonally adjusted — Continued
 [January 2023]

Title ¹	Industry code	Product code	Index base	Unadjusted index ²				
				Sept. 2022	Oct. 2022 ^P	Nov. 2022 ^P	Dec. 2022 ^P	Jan. 2023 ^P
Supermarkets and other grocery stores - Continued								
Retailing of food and beverage products.....		445110-32	01/17	129.971	136.505	135.122	132.113	135.229
Retailing of fresh meats.....		445110-321	12/99	328.180	335.745	344.649	317.999	323.510
Retailing of fresh fruits and vegetables.....		445110-322	12/99	242.188	240.604	237.038	229.653	233.502
Retailing of bakery products.....		445110-323	12/99	215.647	226.285	225.162	227.708	227.641
Retailing of dairy products.....		445110-324	12/99	198.055	216.644	216.209	222.945	246.804
Retailing of deli products.....		445110-325	12/99	171.306	176.005	176.006	176.488	174.110
Retailing of frozen food products.....		445110-326	12/99	142.314	152.669	148.890	150.222	149.809
Retailing of alcoholic beverages.....		445110-327	01/17	134.304	153.074	144.635	146.455	153.625
Retailing of all other food and beverage products.....		445110-328	12/99	258.806	276.624	268.286	262.245	267.755
Retailing of nonfood products.....		445110-33	01/17	129.952	132.520	130.899	131.510	136.580
Retailing of cleaning and paper products.....		445110-331	01/17	139.892	143.210	140.958	137.021	142.904
Retailing of health and beauty products.....		445110-332	12/99	246.322	255.344	250.017	249.156	259.393
Retailing of all other nonfood products.....		445110-333	01/17	132.769	133.946	133.147	135.970	140.637
Specialty food retailers.....	4452		12/03	229.250	227.231	238.578	236.789	237.800
Specialty food retailers.....	445200		12/03	229.247	227.228	238.574	236.785	237.796
Primary services.....		445200-P	12/03	229.466	227.437	238.776	236.977	237.989
Specialty food retailer services, in-store retailing.....		445200-A	12/03	229.466	227.437	238.776	236.977	237.989
Beer, wine, and liquor retailers.....	4453		06/00	141.115	141.720	144.647	146.676	144.469
Beer, wine, and liquor retailers.....	44532		06/00	141.114	141.720	144.646	146.676	144.469
Beer, wine, and liquor retailers.....	445320		06/00	141.114	141.720	144.646	146.676	144.469
Primary services.....		445320-P	06/00	141.165	141.771	144.698	146.729	144.521
Beer, wine, and liquor retailer services, in-store retailing.....		445320-A	06/00	141.165	141.771	144.698	146.729	144.521
Retailing of beer, wine, and liquor.....		445320-A1	06/14	109.054	108.882	111.289	113.191	111.136
Retailing of all other goods and sales of prepared foods.....		445320-A2	06/14	142.562	147.105	149.173	149.172	149.819
Furniture, home furnishings, electronics, and appliance retailers.....	449		12/22	—	—	—	100.000	102.577
Furniture and Home Furnishings Retailers.....	4491		12/22	—	—	—	100.000	101.743
Furniture retailers.....	44911		12/03	192.387	186.090	187.916	187.146	191.126
Furniture retailers.....	449110		06/03	194.971	188.590	190.441	189.660	193.708
Primary services.....		449110-P	06/03	198.366	191.529	193.186	192.349	196.561
Furniture retailer services, in-store retailing.....		449110-A	06/03	198.366	191.529	193.186	192.349	196.561
Other receipts.....		449110-SM	12/22	—	—	—	100.000	100.674
Floor covering retailers.....	44912		12/03	216.524	230.908	231.494	212.952	214.447
Floor covering retailers.....	449121		06/03	219.708	234.302	234.897	216.082	217.599
Primary services.....		449121-P	06/03	219.708	234.302	234.897	216.082	217.599
Floor covering retailer services, in-store retailing.....		449121-A	06/03	219.708	234.302	234.897	216.082	217.599
Electronics and appliance retailers.....	4492		12/03	88.806	88.425	86.157	82.951	86.398
Electronics and appliance retailers.....	44921		12/03	88.936	88.548	86.245	82.989	86.438
Electronics and appliance retailers.....	449210		12/11	99.803	99.359	96.718	92.985	96.855
Primary products.....		449210-P	12/11	100.888	100.330	97.017	92.333	96.347
Electronics and appliance retailers services, in-store retailing.....		449210-A	12/11	100.888	100.330	97.017	92.333	92.941
Retailing of entertainment and communication products.....		449210-A1	12/11	78.061	82.697	75.129	69.292	68.605
Retailing of computers, hardware, software, and supplies.....		449210-A2	06/03	57.665	56.292	56.770	54.102	55.542
Retailing of major household appliances.....		449210-A3	05/19	121.808	121.367	120.435	125.897	126.316
Retailing of all other goods.....		449210-A4	12/11	149.159	138.148	132.211	114.748	113.896
Electronic and appliance retailers services, online retailing.....		449210-B	12/22	—	—	—	100.000	110.855
General merchandise retailers.....	455		12/03	154.034	156.499	153.583	154.396	156.156
Department stores.....	4551		12/03	134.031	144.575	140.059	143.025	160.885
Department stores.....	45511		12/03	134.031	144.575	140.059	143.025	160.885
Department stores.....	455110		12/17	113.553	122.486	118.660	121.173	136.304
Primary services.....		455110-P	12/17	115.036	124.087	120.211	122.756	138.085
Department store services, in-store retailing.....		455110-A	12/17	115.036	124.087	120.211	122.756	129.497
Department store services, online retailing.....		455110-B	12/22	—	—	—	100.000	126.562
Other general merchandise retailers.....	4552		12/03	157.737	156.399	154.323	154.118	153.278
Other general merchandise retailers.....	45521		12/03	157.776	156.437	154.361	154.156	153.316
Warehouse clubs, supercenters, and other general merchandise retailers.....	455210		12/03	157.799	156.460	154.383	154.178	153.338
Primary services.....		455210-P	12/03	156.226	154.822	152.644	152.429	151.596
Warehouse clubs, supercenters, and other general merch. retailer services, in-store retailing.....		455210-A	12/03	156.226	154.822	152.644	152.429	150.728
Warehouse clubs and supercenters.....		455210-A1	12/03	147.160	145.517	143.031	142.760	140.954
All other general merchandise stores.....		455210-A2	12/03	158.108	158.162	157.956	158.051	158.155

See footnotes at end of table.

Table 11. Producer price indexes for net output of selected industries and their products, not seasonally adjusted — Continued
[January 2023]

Title ¹	Industry code	Product code	Index base	Unadjusted index ²				
				Sept. 2022	Oct. 2022 ^P	Nov. 2022 ^P	Dec. 2022 ^P	Jan. 2023 ^P
Warehouse clubs, supercenters, and other general merchandise retailers - Continued								
Health and personal care retailers.....	456		12/03	148.728	145.891	145.692	143.898	146.107
Health and personal care retailers.....	4561		12/03	148.806	145.968	145.769	143.973	146.184
Pharmacies and drug retailers.....	45611		06/00	175.202	170.803	170.395	168.268	171.317
Pharmacies and drug retailers.....	456110		06/00	175.201	170.802	170.394	168.268	171.317
Primary services.....		456110-P	06/00	175.045	170.650	170.242	168.117	171.164
Pharmacy and drug retailer services, in-store retailing.....		456110-A	06/00	175.045	170.650	170.242	168.117	170.384
Retailing of prescription drugs.....		456110-A1	06/00	205.312	199.649	198.568	194.593	198.091
Retailing of over-the-counter drugs and all other goods.....		456110-A2	06/00	168.342	165.087	165.843	166.630	166.631
Retailing of over-the-counter drugs.....		456110-A21	06/00	127.523	128.235	129.401	129.580	129.589
Retailing of all other goods.....		456110-A22	06/00	181.242	176.620	177.225	178.219	178.217
Optical goods retailers.....	45613		12/03	117.782	117.146	114.326	110.193	110.194
Optical goods retailers.....	456130		06/00	120.793	120.141	117.248	113.010	113.011
Primary services.....		456130-P	06/00	118.721	118.028	114.956	110.801	110.802
Optical goods retailer services, in-store retailing.....		456130-A	06/00	118.721	118.028	114.956	110.801	110.802
Food (health) supplement retailers.....	456191		12/99	239.069	242.303	249.169	251.876	248.213
Primary services.....		456191-P	12/99	239.119	242.353	249.221	251.928	248.264
Food (health) supplement store services, in-store retailing.....		456191-A	12/99	239.119	242.353	249.221	251.928	248.264
Gasoline Stations and Fuel Dealers.....	457		12/22	-	-	-	100.000	86.868
Gasoline stations.....	4571		06/01	176.571	176.459	176.184	194.968	174.410
Gasoline stations.....	45710		06/01	176.571	176.459	176.184	194.968	174.410
Gasoline stations.....	457100		05/19	156.860	156.758	156.522	173.240	154.956
Primary products.....		457100-P	05/19	157.694	157.561	157.460	174.775	155.798
Gasoline station services.....		457100-1	05/19	157.694	157.561	157.460	174.775	155.798
Retailing of automotive fuels and lubricants.....		457100-11	05/19	185.786	187.620	192.961	223.410	190.508
Retailing of all other goods, sales of prepared foods, and repair services.....		457100-12	12/12	128.939	125.733	117.158	115.686	116.679
Fuel dealers.....	4572		06/00	273.533	222.640	286.272	429.421	308.459
Fuel dealers.....	45721		06/00	273.533	222.640	286.272	429.421	308.459
Fuel dealers.....	457210		06/00	273.525	222.634	286.264	429.408	308.450
Primary services.....		457210-P	06/00	285.427	232.322	298.720	448.093	320.171
Fuel dealer services.....		457210-1	06/00	285.427	232.322	298.720	448.093	320.171
Clothing and clothing accessories retailers.....	458		12/03	151.020	157.633	148.158	150.199	148.814
Clothing retailers.....	4581		12/03	144.542	153.034	141.154	144.308	141.842
Clothing retailers.....	45811		12/03	144.542	153.034	141.154	144.308	141.842
Clothing and clothing accessories retailers.....	458110		05/15	116.638	123.491	113.904	116.449	114.460
Primary services.....		458110-P	05/15	116.638	123.491	113.904	116.449	114.460
Clothing and clothing accessories retailer services, in-store retailing.....		458110-A	05/15	116.638	123.491	113.904	116.449	114.376
Retailing of apparel.....		458110-A1	05/15	117.841	123.202	113.513	117.124	112.858
Retailing of men's apparel.....		458110-A11	05/15	125.669	127.853	121.307	117.817	117.882
Retailing of women's apparel.....		458110-A12	05/15	113.843	120.366	108.753	115.278	109.688
Retailing of children's apparel.....		458110-A13	05/15	127.296	132.734	127.359	129.104	121.941
Retailing of all other goods.....		458110-A2	05/15	111.945	124.923	115.737	113.919	117.063
Shoe retailers.....	4582		12/03	145.637	147.915	143.196	138.545	137.462
Shoe retailers.....	45821		12/03	145.637	147.915	143.196	138.545	137.462
Shoe retailers.....	458210		06/02	148.574	150.899	146.084	141.339	140.235
Primary services.....		458210-P	06/02	148.574	150.899	146.084	141.339	140.235
Shoe retailer services, in-store retailing.....		458210-A	06/02	148.574	150.899	146.084	141.339	140.235
Jewelry retailers.....	4583		12/03	182.047	181.138	182.339	184.990	188.013
Jewelry retailers.....	45831		12/03	185.276	184.351	185.573	188.271	191.348
Jewelry retailers.....	458310		06/00	201.285	200.280	201.607	204.538	207.881
Primary services.....		458310-P	06/00	201.649	200.642	201.972	204.909	208.257
Jewelry retailer services, in-store retailing.....		458310-A	06/00	201.649	200.642	201.972	204.909	209.163
Sporting goods and hobby retailers.....	4591		12/03	120.514	133.287	131.488	123.900	121.067
Sporting goods retailers.....	45911		12/03	150.199	171.607	168.572	155.756	150.788
Sporting goods retailers.....	459110		06/00	156.704	179.039	175.873	162.501	157.317
Primary services.....		459110-P	06/00	157.841	180.338	177.149	163.681	158.355
Sporting goods store services, in-store retailing.....		459110-A	06/00	157.841	180.338	177.149	163.681	156.351
Retailing of sporting goods.....		459110-A1	12/13	122.506	128.083	124.794	124.771	126.859
Hobby, toy, and game retailers.....	45912		12/03	82.321	82.535	82.535	82.561	82.568

See footnotes at end of table.

Table 11. Producer price indexes for net output of selected industries and their products, not seasonally adjusted — Continued
[January 2023]

Title ¹	Industry code	Product code	Index base	Unadjusted index ²				
				Sept. 2022	Oct. 2022 ^P	Nov. 2022 ^P	Dec. 2022 ^P	Jan. 2023 ^P
Hobby, toy, and game retailers - Continued								
Hobby, toy, and game retailers.....	459120		06/00	83.370	83.586	83.586	83.613	83.620
Primary services.....		459120-P	06/00	83.312	83.529	83.529	83.555	83.562
Hobby, toy, and game store services, in-store retailing.....		459120-A	06/00	83.312	83.529	83.529	83.555	83.588
Retailing of hobby and craft goods, toys, and games (including video games) ..		459120-A1	12/13	85.264	85.707	85.707	85.707	85.762
Retailing of all other goods.....		459120-A2	12/13	69.665	69.627	69.627	69.676	69.675
Book retailers and news dealers.....	4592		12/03	136.019	137.619	138.296	128.491	128.491
Book retailers and news dealers.....	45921		12/03	149.908	151.671	152.417	141.610	141.610
Book retailers and news dealers.....	459210		06/00	186.422	188.615	189.542	176.103	176.103
Primary services.....		459210-P	06/00	186.359	188.566	189.499	175.976	175.976
Book retailer and news dealer services, in-store retailing.....		459210-A	06/00	186.359	188.566	189.499	175.976	175.976
Retailing of books.....		459210-A1	06/14	131.329	133.546	134.488	120.841	120.841
Retailing of all other goods.....		459210-A2	06/14	111.644	111.663	111.663	111.663	111.663
Office supplies, stationery, and gift retailers.....	4594		12/03	175.351	173.283	175.030	173.640	172.717
Office supplies, stationery, and gift retailers.....	45940		12/03	175.351	173.283	175.030	173.640	172.717
Office supplies, stationery, and gift retailers.....	459400		05/19	120.079	118.663	119.859	118.908	118.276
Primary services.....		459400-P	05/19	120.079	118.663	119.859	118.908	118.276
Office supplies, stationery, and gift retailer services, in-store retailing.....		459400-A	05/19	120.079	118.663	119.859	118.908	117.860
Air transportation.....	481		12/92	255.960	269.660	259.388	263.778	271.454
Scheduled air transportation.....	4811		12/89	313.869	332.455	318.226	323.891	334.234
Scheduled air transportation.....	48111		12/89	313.869	332.455	318.226	323.891	334.234
Scheduled passenger air transportation.....	481111		12/89	318.238	338.670	323.726	329.889	340.288
Primary services.....		481111-P	12/89	347.520	369.832	353.513	360.243	371.599
Domestic.....		481111-1	12/89	367.843	393.886	368.511	377.808	378.794
Domestic first class, including business.....		481111-101	12/99	189.332	199.972	178.517	192.434	187.967
Domestic coach.....		481111-102	12/99	209.534	224.727	211.362	215.473	216.538
International.....		481111-2	12/89	257.499	267.600	276.984	276.208	305.029
International first class, including business.....		481111-201	09/18	101.397	117.683	94.870	105.578	116.563
International coach.....		481111-202	12/89	261.755	268.278	285.883	281.743	311.150
Scheduled freight air transportation.....	481112		12/03	185.422	179.501	176.659	175.528	183.101
Primary services.....		481112-P	12/87	192.121	182.038	174.452	173.441	177.258
Scheduled freight air transportation services.....		481112-1	12/87	201.582	190.639	182.406	181.309	185.535
Domestic scheduled freight air transportation services.....		481112-101	12/14	116.039	116.080	115.565	114.424	115.506
International scheduled freight air transportation services.....		481112-102	12/14	94.676	85.774	79.401	79.188	81.823
Scheduled mail air transportation services.....		481112-2	12/87	150.206	150.206	150.206	150.206	150.206
Nonscheduled air transportation.....	4812		12/96	198.990	199.199	200.751	202.511	203.059
Nonscheduled air transportation.....	48121		12/96	198.990	199.199	200.751	202.511	203.059
Nonscheduled air passenger chartering.....	481211		06/92	200.028	200.007	202.958	205.540	206.326
Primary services.....		481211-P	12/00	160.017	159.998	162.744	165.148	165.857
Domestic nonscheduled air passenger services.....		481211-1	06/08	114.814	114.797	117.219	119.339	119.967
International nonscheduled air passenger services.....		481211-2	06/08	110.604	110.604	110.604	110.604	110.604
Nonscheduled air freight chartering.....	481212		06/08	149.111	149.635	148.553	148.553	148.553
Primary services.....		481212-P	06/08	146.629	147.177	146.045	146.045	146.045
Domestic nonscheduled air freight services.....		481212-1	06/08	196.895	196.895	196.895	196.895	196.895
International nonscheduled air freight services.....		481212-2	06/08	106.067	106.555	105.547	105.547	105.547
Rail transportation.....	482		12/96	231.597	230.339	231.782	231.646	232.904
Rail transportation.....	4821		12/96	231.597	230.339	231.782	231.646	232.904
Rail transportation.....	48211		12/96	231.597	230.339	231.782	231.646	232.904
Line-haul railroads.....	482111		12/84	258.332	256.928	258.538	258.387	259.790
Primary services.....		482111-P	12/84	258.332	256.928	258.538	258.387	259.790
Freight rail transportation.....		482111-4	05/15	129.181	128.457	129.287	129.209	129.931
Carload freight rail transportation.....		482111-411	12/96	230.786	229.886	229.810	231.163	234.284
Intermodal freight rail transportation.....		482111-412	12/96	230.576	227.888	234.906	229.466	223.984
Passenger rail transportation.....		482111-5	12/96	181.801	181.801	181.801	181.801	181.801
Coach service class.....		482111-506	06/05	164.929	164.929	164.929	164.929	164.929
All other service classes.....		482111-507	06/05	157.022	157.022	157.022	157.022	157.022
Water transportation.....	483		12/03	201.275	202.026	201.407	201.151	202.612
Deep sea freight transportation.....	483111		06/88	468.156	470.266	463.853	461.235	461.834
Primary services.....		483111-P	06/88	478.263	480.419	473.867	471.193	471.805
Deep sea freight transportation services.....		483111-5	06/88	478.263	480.419	473.867	471.193	471.805
Coastal and Great Lakes freight transport.....	483113		12/03	213.212	213.630	216.299	217.709	219.712

See footnotes at end of table.

Table 11. Producer price indexes for net output of selected industries and their products, not seasonally adjusted — Continued
 [January 2023]

Title ¹	Industry code	Product code	Index base	Unadjusted index ²				
				Sept. 2022	Oct. 2022 ^P	Nov. 2022 ^P	Dec. 2022 ^P	Jan. 2023 ^P
Coastal and Great Lakes freight transport. - Continued								
Primary services.....		483113-P	12/03	207.723	208.155	210.916	211.882	213.409
Coastal and intercoastal freight transportation.....		483113-1	12/03	180.678	181.323	184.466	184.940	187.650
Great Lakes - St. Lawrence Seaway freight transportation.....		483113-2	12/91	243.090	243.394	247.783	243.129	238.795
Coastal and intercoastal towing transportation.....		483113-3	12/03	271.277	270.690	270.012	276.752	276.970
Inland water transportation.....	4832		12/03	190.356	191.146	192.925	193.087	197.761
Inland water transportation.....	48321		12/03	190.360	191.150	192.929	193.091	197.765
Inland water freight transportation.....	483211		12/90	241.488	242.490	244.746	244.951	250.881
Primary services.....		483211-P	12/90	245.753	246.810	249.182	249.415	255.624
Inland water freight transportation services.....		483211-3	12/90	245.753	246.810	249.182	249.415	255.624
Truck transportation.....	484		12/03	197.733	196.905	197.440	195.945	194.029
General freight trucking.....	4841		12/03	208.971	207.814	207.956	206.648	204.213
General freight trucking, local.....	48411		12/03	195.758	196.069	196.141	182.300	182.201
General freight trucking, local.....	484110		12/03	195.778	196.088	196.161	182.323	182.224
Primary services.....		484110-P	06/93	213.980	214.241	214.178	194.843	194.843
General freight trucking services, local.....		484110-1	06/93	213.980	214.241	214.178	194.843	194.843
General freight trucking, local, truckload.....		484110-15	06/09	151.069	151.097	151.097	133.108	133.108
General freight trucking, local, less than truckload.....		484110-16	06/09	153.168	153.823	153.644	152.886	152.886
Other receipts.....		484110-SM	12/03	204.214	204.761	205.237	202.679	202.440
General freight trucking, long-distance.....	48412		12/03	212.100	210.621	210.768	212.354	209.211
General freight trucking, long-distance TL.....	484121		12/03	197.526	197.549	195.947	201.185	195.606
Primary services.....		484121-P	06/92	214.781	209.579	212.075	211.863	204.773
General freight trucking, long-distance, truckload.....		484121-2	06/92	214.781	209.579	212.075	211.863	204.773
General freight trucking, long-distance LTL.....	484122		12/03	242.930	237.312	242.376	233.568	238.420
Primary services.....		484122-P	06/92	409.580	400.106	408.645	393.794	401.975
General freight trucking, long-distance less than truckload.....		484122-1	06/92	409.580	400.106	408.645	393.794	401.975
Specialized freight trucking.....	4842		12/03	173.499	173.440	174.781	172.964	172.377
Used household and office goods moving.....	48421		12/03	170.930	168.843	167.921	167.555	168.283
Used household and office goods moving.....	484210		12/03	170.891	168.805	167.883	167.517	168.245
Primary services.....		484210-P	12/03	174.127	172.002	171.062	170.689	171.431
Used household and office goods moving, except local.....		484210-2	06/92	273.156	268.373	270.129	269.289	267.713
Residential moving services, except local.....		484210-21	09/15	148.499	145.344	145.852	145.254	144.413
Commercial and other goods moving services, except local.....		484210-22	09/15	121.314	120.660	122.623	122.623	121.862
Used household and office goods moving, local.....		484210-4	12/03	145.745	145.745	140.993	140.993	144.525
Residential moving services, local.....		484210-41	09/15	125.665	125.665	122.661	122.661	125.355
Commercial and other goods moving services, local.....		484210-42	09/15	119.707	119.707	112.584	112.584	117.393
Specialized freight (except used) trucking, local.....	48422		12/03	178.596	180.035	181.343	180.143	180.176
Specialized freight (except used goods) trucking, local.....	484220		12/03	178.606	180.044	181.353	180.153	180.186
Primary services.....		484220-P	06/93	216.195	218.067	219.770	218.208	218.258
Specialized freight (except used goods) trucking, local.....		484220-6	06/93	216.195	218.067	219.770	218.208	218.258
Local hazardous materials trucking (except waste).....		484220-601	06/13	141.072	141.072	141.072	135.044	133.762
Local agricultural products trucking without storage.....		484220-602	06/13	104.146	106.233	106.233	106.233	106.233
Dump trucking.....		484220-603	06/13	142.528	144.450	147.011	147.011	147.011
Local specialized trucking without storage.....		484220-604	06/13	121.207	121.207	121.207	121.207	122.145
Specialized freight (except used) trucking, long-distance.....	48423		12/03	169.178	168.469	170.721	167.750	166.079
Specialized freight (except used goods) trucking, long-distance.....	484230		12/03	169.185	168.475	170.728	167.756	166.085
Primary services.....		484230-P	06/01	166.698	166.017	168.216	165.053	163.501
Specialized freight (except used goods) trucking, long-distance.....		484230-6	06/01	166.698	166.017	168.216	165.053	163.501
Agricultural products trucking, long-distance.....		484230-602	06/13	150.016	144.850	145.190	150.038	148.274
All other specialized trucking, long-distance.....		484230-603	06/13	131.939	132.019	133.982	130.433	129.252
Pipeline Transportation.....	486		05/22	107.033	107.093	107.119	106.514	106.879
Pipeline transportation of crude oil.....	4861		12/03	279.853	280.788	280.530	280.530	280.634
Pipeline transportation of crude oil.....	48611		12/03	279.853	280.788	280.530	280.530	280.634
Pipeline transportation of crude oil.....	486110		06/86	310.147	311.184	310.898	310.898	311.013
Primary services.....		486110-P	06/86	311.083	312.157	311.861	311.861	311.983
Pipeline transportation of crude oil.....		486110-3	06/86	301.846	302.888	302.601	302.601	302.719
Trans-Alaskan Pipeline System transportation.....		486110-311	06/86	121.684	121.684	119.715	119.715	119.479
Pipeline transportation of crude petroleum, except on the Trans-Alaskan Pipeline System.....		486110-312	06/86	407.291	408.785	408.785	408.785	409.004
Pipeline transportation of natural gas.....	4862		05/22	105.137	104.901	104.889	102.750	103.181
Pipeline transportation of natural gas.....	48621		05/22	105.137	104.901	104.889	102.750	103.181

See footnotes at end of table.

Table 11. Producer price indexes for net output of selected industries and their products, not seasonally adjusted — Continued
 [January 2023]

Title ¹	Industry code	Product code	Index base	Unadjusted index ²				
				Sept. 2022	Oct. 2022 ^p	Nov. 2022 ^p	Dec. 2022 ^p	Jan. 2023 ^p
Pipeline transportation of natural gas - Continued								
Pipeline transportation of natural gas.....	486210		05/22	105.137	104.901	104.889	102.750	103.181
Primary services.....		486210-P	05/22	105.137	104.901	104.889	102.750	103.181
Pipeline transportation of natural gas services.....		486210-1	05/22	105.137	104.901	104.889	102.750	103.181
Other pipeline transportation.....	4869		12/03	205.382	205.472	205.730	205.730	206.693
Pipeline transportation of refined petroleum products.....	48691		12/03	205.382	205.472	205.730	205.730	206.693
Refined petroleum product pipeline transport.....	486910		06/86	235.041	235.144	235.439	235.439	236.541
Primary services.....		486910-P	06/86	235.429	235.532	235.828	235.828	236.932
Pipeline transportation of refined petroleum products.....		486910-1	06/86	238.789	238.894	239.194	239.194	240.314
Transportation support activities.....	488		12/03	147.877	151.773	143.551	143.603	141.346
Air transportation support activities.....	4881		12/96	195.542	196.919	196.210	193.756	196.924
Airport operations.....	48811		12/03	148.800	150.252	149.158	146.573	147.673
Other airport operations.....	488119		12/03	148.825	150.276	149.182	146.596	147.697
Primary services.....		488119-P	06/92	206.084	208.095	206.579	202.999	204.523
Aeronautical services.....		488119-5	06/14	114.035	115.173	115.118	115.093	115.871
Landing fees.....		488119-501	06/14	104.714	104.557	104.582	104.561	105.283
Terminal rental.....		488119-502	06/14	121.817	125.499	125.282	125.209	127.556
Other aeronautical services.....		488119-503	06/14	113.919	114.204	114.204	114.204	112.127
Non-aeronautical services.....		488119-6	06/14	123.760	124.917	122.469	116.479	117.448
Airport parking.....		488119-601	06/14	125.462	127.373	129.151	129.151	132.249
Lease space for rental cars.....		488119-602	06/14	155.919	149.720	138.097	106.978	106.220
Lease space for concessions.....		488119-603	06/92	165.095	178.544	171.104	175.194	175.194
Other non-aeronautical services.....		488119-604	06/14	103.550	104.439	104.439	104.439	104.439
Other air transportation support activities.....	48819		12/03	163.431	163.953	164.219	163.299	168.256
Other support activities for air transport.....	488190		12/03	163.425	163.948	164.214	163.294	168.251
Primary services.....		488190-P	06/92	209.839	210.589	210.561	209.742	215.899
Other air transportation support activities.....		488190-5	06/07	145.673	146.194	146.174	145.606	149.880
Water transportation support activities.....	4883		12/03	156.514	157.885	158.481	158.411	160.529
Port and harbor operations.....	48831		12/03	178.525	181.243	184.248	184.085	184.851
Port and harbor operations.....	488310		12/03	178.547	181.265	184.270	184.107	184.874
Primary services.....		488310-P	12/03	181.063	183.828	186.840	186.674	187.539
Port and harbor services.....		488310-1	12/03	181.063	183.828	186.840	186.674	187.539
Marine cargo handling.....	48832		12/03	152.746	153.404	153.403	153.365	153.365
Marine cargo handling.....	488320		12/91	172.052	172.794	172.792	172.750	172.750
Primary services.....		488320-P	12/91	167.780	168.541	168.539	168.496	168.496
Movement of containers.....		488320-8	12/98	150.876	151.682	151.663	151.646	151.646
Other marine cargo handling.....		488320-9	12/98	155.351	155.098	155.237	155.021	155.021
Navigational services to shipping.....	48833		12/03	154.340	156.673	156.840	156.756	164.408
Navigational services to shipping.....	488330		12/92	202.482	205.542	205.762	205.652	215.690
Primary services.....		488330-P	12/92	206.271	209.480	209.711	209.596	219.826
Navigational services to shipping and salvage.....		488330-1	12/92	206.271	209.480	209.711	209.596	219.826
Freight transportation arrangement.....	4885		12/96	134.181	140.369	125.258	126.608	120.991
Freight transportation arrangement.....	48851		12/96	134.181	140.369	125.258	126.608	120.991
Freight transportation arrangement.....	488510		12/94	136.919	143.233	127.815	129.193	123.463
Primary services.....		488510-P	12/94	137.676	144.212	128.256	129.609	123.443
Freight forwarding.....		488510-1	12/94	109.011	109.055	105.354	105.354	105.354
Arrangement of freight and cargo n.e.c.....		488510-2	12/94	164.884	177.616	149.969	152.614	140.398
U.S. Postal Service.....	491		06/89	267.984	270.369	270.369	270.369	281.228
U.S. Postal Service.....	4911		06/89	267.984	270.369	270.369	270.369	281.228
U.S. Postal Service.....	49111		06/89	267.984	270.369	270.369	270.369	281.228
U.S. Postal Service.....	491110		06/89	267.984	270.369	270.369	270.369	281.228
Primary services.....		491110-P	06/89	267.984	270.369	270.369	270.369	281.228
Mailing services (market dominant services).....		491110-7	12/12	133.336	133.512	133.512	133.512	139.462
First class mail.....		491110-71	06/89	238.578	239.138	239.138	239.138	248.829
Retail letters.....		491110-711	12/12	133.315	133.315	133.315	133.315	139.838
Commercial letters.....		491110-712	12/12	129.241	129.241	129.241	129.241	133.618
Retail and commercial flats.....		491110-713	12/12	129.892	129.892	129.892	129.892	136.039
Other first class mail and fees.....		491110-714	12/12	149.201	152.640	152.640	152.640	159.165
Periodicals mail.....		491110-72	06/89	319.001	319.001	319.001	319.001	330.638
Outside county.....		491110-721	06/89	326.055	326.055	326.055	326.055	337.676

See footnotes at end of table.

Table 11. Producer price indexes for net output of selected industries and their products, not seasonally adjusted — Continued
 [January 2023]

Title ¹	Industry code	Product code	Index base	Unadjusted index ²				
				Sept. 2022	Oct. 2022 ^P	Nov. 2022 ^P	Dec. 2022 ^P	Jan. 2023 ^P
U.S. Postal Service - Continued								
Other periodicals mail and fees.....		491110-722	12/12	125.216	125.216	125.216	125.216	131.976
Standard class mail.....		491110-73	06/89	301.872	301.872	301.872	301.872	317.670
High density and saturation flats and parcels.....		491110-731	12/12	117.703	117.703	117.703	117.703	123.767
Carrier route basic mail.....		491110-732	12/12	127.136	127.136	127.136	127.136	137.752
Bulk letters.....		491110-733	12/12	132.002	132.002	132.002	132.002	136.170
Bulk flats.....		491110-734	12/12	138.894	138.894	138.894	138.894	147.486
Other standard mail and fees.....		491110-735	12/12	158.084	158.084	158.084	158.084	178.596
Package services mail.....		491110-74	06/89	303.045	303.045	303.045	303.045	314.194
Special services and fees.....		491110-75	06/89	319.307	319.307	319.307	319.307	333.232
Shipping services (competitive services).....		491110-8	12/12	160.580	166.855	166.855	166.855	171.832
Domestic priority mail.....		491110-81	06/89	383.977	406.584	406.584	406.584	405.137
Other shipping services and shipping special services & fees.....		491110-82	12/12	180.793	184.278	184.278	184.278	194.467
Couriers and messengers.....	492		12/03	290.330	289.299	291.248	287.819	308.368
Couriers and express delivery services.....	4921		12/03	300.208	299.083	300.911	297.100	319.591
Couriers and express delivery services.....	49211		12/03	300.224	299.098	300.927	297.115	319.608
Couriers and express delivery services.....	492110		12/03	300.183	299.057	300.886	297.075	319.564
Primary services.....		492110-P	12/03	301.220	300.106	301.945	298.112	320.688
Standard courier services.....		492110-1	12/92	438.836	437.745	439.563	438.108	469.484
Expedited courier services.....		492110-2	12/87	462.039	459.181	463.864	449.051	486.323
Domestic expedited courier services.....		492110-201	12/98	420.323	417.684	421.965	408.483	444.214
International expedited courier services.....		492110-202	12/98	362.569	360.415	364.042	352.434	378.197
Local messengers and local delivery.....	4922		12/03	161.560	161.676	164.960	166.160	166.160
Local messengers and local delivery.....	49221		12/03	161.228	161.344	164.621	165.818	165.818
Local messengers and local delivery.....	492210		12/03	161.200	161.316	164.593	165.790	165.790
Primary services.....		492210-P	12/92	207.968	208.118	212.345	213.889	213.889
Local messengers and local delivery services.....		492210-1	12/92	207.968	208.118	212.345	213.889	213.889
Warehousing and storage.....	493		12/06	136.744	136.750	136.197	144.568	147.838
Warehousing and storage.....	4931		12/06	136.698	136.704	136.151	144.520	147.788
General warehousing and storage.....	49311		12/03	140.510	140.607	139.904	150.478	154.129
General warehousing and storage.....	493110		12/03	140.594	140.691	139.988	150.569	154.222
Primary services.....		493110-P	06/93	153.961	154.067	153.297	164.884	168.884
General warehousing and storage services.....		493110-1	06/93	153.961	154.067	153.297	164.884	168.884
Refrigerated warehousing and storage.....	49312		12/03	147.573	147.161	147.091	148.476	151.291
Refrigerated warehousing and storage.....	493120		12/91	162.176	161.724	161.646	163.168	166.262
Primary services.....		493120-P	12/91	162.457	162.004	161.926	163.451	166.550
Warehousing and storage of refrigerated goods.....		493120-2	12/91	162.642	162.189	162.111	163.638	166.740
Farm product warehousing and storage.....	49313		12/03	141.012	140.981	140.981	140.942	140.948
Farm product warehousing and storage.....	493130		12/92	163.953	163.918	163.918	163.872	163.880
Primary services.....		493130-P	12/92	161.962	161.962	161.962	161.962	161.962
Farm product warehousing and storage services.....		493130-1	12/92	161.962	161.962	161.962	161.962	161.962
Publishing industries.....	513		12/22	—	—	—	100.000	101.085
Newspaper, book, and directory publishers.....	5131		12/22	—	—	—	100.000	100.818
Newspaper publishers.....	51311		12/22	—	—	—	100.000	99.419
Newspaper publishers.....	513110		12/22	—	—	—	100.000	99.419
Primary services.....		513110-P	12/22	—	—	—	100.000	99.419
Newspaper publishing.....		513110-1	12/22	—	—	—	100.000	99.419
Newspaper publishing from print publishers.....		513110-11	12/79	592.822	596.842	592.923	603.058	599.558
Newspaper advertising sales.....		513110-111	09/15	87.961	89.067	88.386	90.342	88.671
Newspaper advertising sales, print only.....		513110-1111	09/15	85.167	86.471	85.667	87.974	85.381
Newspaper advertising sales, digital only and print and digital bundled.....		513110-1112	09/15	104.357	104.357	104.357	104.357	107.961
Newspaper subscription and single copy sales.....		513110-112	09/15	178.608	178.658	177.705	179.728	179.732
Newspaper subscriptions, print only.....		513110-1121	09/15	177.072	177.072	175.970	178.175	178.175
Newspaper subscriptions, online only and print and online bundled.....		513110-1122	09/15	194.349	194.909	195.462	195.652	195.699
Periodical publishers.....	51312		12/22	—	—	—	100.000	101.956
Periodical publishers.....	513120		12/22	—	—	—	100.000	101.956
Primary services.....		513120-P	12/22	—	—	—	100.000	101.942
Periodical publishing.....		513120-1	12/22	—	—	—	100.000	101.942
Periodical publishing from print publishers.....		513120-11	12/79	461.293	461.293	448.955	448.955	457.672
Periodicals, advertising sales.....		513120-111	12/14	104.152	104.152	104.152	104.152	107.671
Specialized business and professional periodicals, advertising sales.....		513120-1111	12/79	468.465	468.465	468.465	468.465	510.663

See footnotes at end of table.

Table 11. Producer price indexes for net output of selected industries and their products, not seasonally adjusted — Continued
[January 2023]

Title ¹	Industry code	Product code	Index base	Unadjusted index ²				
				Sept. 2022	Oct. 2022 ^P	Nov. 2022 ^P	Dec. 2022 ^P	Jan. 2023 ^P
Periodical publishers - Continued								
General and consumer periodicals, advertising sales.....		513120-1112	12/79	648.524	648.524	648.524	648.524	662.887
Periodicals, subscriptions and single copy sales.....		513120-112	12/14	112.427	112.427	103.868	103.868	103.987
Specialized business and professional periodicals, subscriptions and single copy sales.....		513120-1121	12/79	573.536	573.536	576.810	576.810	580.511
General and consumer periodicals, subscriptions and single copy sales. . . .		513120-1122	12/06	111.881	111.881	100.114	100.114	—
Book publishers.....	51313		12/22	—	—	—	100.000	100.693
Book publishers.....	513130		12/22	—	—	—	100.000	100.687
Primary services.....		513130-P	12/22	—	—	—	100.000	100.773
Book publishing from print publishers.....		513130-1	12/80	515.829	522.906	519.360	526.720	530.794
Print book publishing.....		513130-101	09/15	125.284	127.376	125.957	127.660	128.647
General adult and juvenile book publishing.....		513130-1011	06/09	106.549	106.275	106.898	106.499	107.994
General adult book publishing.....		513130-10111	06/09	109.932	109.602	110.756	110.276	111.987
Juvenile book publishing.....		513130-10112	06/09	97.148	97.020	96.279	96.089	97.276
Textbook publishing, including teachers' editions and workbooks.....		513130-1012	12/80	859.039	897.220	871.916	911.171	918.016
College textbook publishing.....		513130-10121	12/80	893.004	909.516	822.597	957.436	983.655
Elementary and high school textbook publishing.....		513130-10122	12/02	192.902	203.649	203.649	203.649	203.649
Technical, scientific, and professional book publishing.....		513130-1013	12/80	840.404	840.404	840.404	840.404	843.035
General reference book publishing.....		513130-1014	12/80	220.540	224.903	216.219	218.528	219.108
Religious book publishing.....		513130-1015	12/80	244.291	255.762	246.234	245.270	247.051
Directory and mailing list publishers.....	51314		12/22	—	—	—	100.000	101.975
Directory and mailing list publishers.....	513140		12/22	—	—	—	100.000	101.947
Primary services.....		513140-P	12/22	—	—	—	100.000	101.564
Directory and mailing list publishing.....		513140-1	12/22	—	—	—	100.000	101.564
Directory and mailing list publishing from print publishers.....		513140-11	12/03	123.007	123.200	122.413	122.705	130.719
Directory and mailing list publishing from print - ad sales incl. phone directory listings.....		513140-111	09/84	278.993	278.993	278.993	279.013	293.846
Directory and mailing list publishing from print - subscription, content, and licensing sales.....		513140-112	01/08	144.784	145.854	141.476	143.066	153.558
Directory and mailing list publishing from Internet publishers.....		513140-12	12/22	—	—	—	100.000	100.140
Other publishers.....	51319		12/22	—	—	—	100.000	101.115
Greeting card publishers.....	513191		12/22	—	—	—	100.000	100.170
Primary services.....		513191-P	12/22	—	—	—	100.000	100.083
Greeting card publishing.....		513191-1	12/22	—	—	—	100.000	100.083
Greeting card publishing from print publishers.....		513191-101	12/85	242.607	242.098	242.354	242.525	242.726
All other publishers.....	513199		12/22	—	—	—	100.000	104.089
Primary services.....		513199-P	12/22	—	—	—	100.000	104.869
All other publishing including yearbooks, art prints, patterns, and trading cards. . . .		513199-1	12/22	—	—	—	100.000	104.869
All other publishing including yearbooks, art prints, patterns, and trading cards, from print.....		513199-11	12/03	125.103	125.084	125.173	125.262	131.360
Other receipts.....		513199-SM	12/03	118.021	118.021	118.021	118.021	118.021
Software publishers.....	5132		12/03	93.351	92.499	90.939	91.261	92.432
Software publishers.....	51321		12/03	93.351	92.499	90.939	91.261	92.432
Software publishers.....	513210		12/97	88.240	87.435	85.959	86.263	87.369
Primary services.....		513210-P	12/97	92.427	91.417	89.573	89.968	91.222
Software publishing, except games.....		513210-5	06/06	100.687	99.469	97.498	97.899	99.463
System & application software publishing, excluding maintenance, tech support & games.....		513210-505	05/22	100.486	99.746	97.431	97.926	99.625
System software publishing.....		513210-50501	05/22	100.130	99.589	98.525	99.009	100.996
Application software publishing.....		513210-50502	12/97	109.141	108.228	105.026	105.568	107.062
Desktop and portable device application software publishing.....		513210-505021	06/06	106.410	103.513	101.483	102.268	105.477
Other application software publishing.....		513210-505022	06/06	120.597	121.572	116.953	117.300	117.663
Software maintenance, technical support, and other services related to software publishing.....		513210-506	12/97	167.697	161.790	161.341	161.241	161.614
Game software publishing.....		513210-7	12/13	85.367	86.266	83.984	84.792	83.664
Other receipts.....		513210-SM	12/97	56.050	55.963	55.784	55.784	55.790
Broadcasting, except Internet.....	516		12/03	131.941	137.275	140.907	136.555	131.712
Radio and television broadcasting.....	5161		06/01	107.911	118.162	119.658	108.912	101.699
Radio broadcasting.....	51611		12/03	102.720	101.820	103.460	100.533	88.365
Radio broadcasting stations.....	516110		06/88	185.546	183.923	186.881	181.602	159.616
Primary services.....		516110-P	06/88	186.640	184.847	188.111	182.278	159.808
Radio station services.....		516110-1	06/88	199.420	196.883	201.501	193.247	169.425
Radio station advertising sales.....		516110-101	06/88	193.263	190.388	195.622	186.269	158.953
Radio station advertising sales, local.....		516110-10101	12/95	139.751	136.402	140.066	136.759	122.697
Radio station advertising sales, national and regional.....		516110-10102	12/95	143.159	144.569	148.781	132.219	98.858

See footnotes at end of table.

Table 11. Producer price indexes for net output of selected industries and their products, not seasonally adjusted — Continued
 [January 2023]

Title ¹	Industry code	Product code	Index base	Unadjusted index ²				
				Sept. 2022	Oct. 2022 ^P	Nov. 2022 ^P	Dec. 2022 ^P	Jan. 2023 ^P
Radio broadcasting stations - Continued								
Other radio station services.....		516110-102	12/03	141.978	141.978	141.978	141.978	141.978
Other receipts.....		516110-SM	12/03	134.750	134.763	134.763	134.815	134.915
Television broadcasting.....	51612		12/03	102.687	116.288	117.732	103.869	98.502
Television broadcasting stations.....	516120		06/01	103.501	117.195	118.652	104.655	99.247
Primary services.....		516120-P	06/01	86.761	96.325	97.763	83.958	79.855
Television station advertising sales.....		516120-3	06/08	92.507	104.850	106.705	88.889	82.151
Other television station broadcasting services.....		516120-4	06/08	117.939	117.939	117.939	117.939	117.939
Other receipts.....		516120-SM	06/01	159.494	192.987	192.987	192.987	190.685
Cable and other subscription programming.....	5162		12/03	149.737	151.443	156.649	156.856	153.464
Cable and other subscription programming.....	51621		12/03	152.315	154.051	159.347	159.557	156.106
Media streaming dist svcs, social networks, and other media networks and content providers.....	516210		12/03	149.806	151.513	156.722	156.928	153.537
Primary services.....		516210-P	12/03	156.508	158.292	163.734	163.949	160.379
Cable networks.....		516210-1	12/03	156.508	158.292	163.734	163.949	158.679
Cable network advertising services.....		516210-11	06/93	173.077	180.714	204.015	204.939	197.251
Cable network programming services.....		516210-12	06/93	276.879	276.879	276.879	276.879	281.510
Radio network and national syndication services.....		516210-3	12/95	117.678	117.678	117.678	117.678	117.678
Telecommunications.....	517		12/03	105.684	106.074	105.928	106.068	107.459
Wired and wireless telecommunications carriers.....	5173		12/17	108.268	108.669	108.522	108.666	110.101
Wired and wireless telecommunications carriers.....	51731		12/17	108.268	108.669	108.522	108.666	110.101
Wired telecommunications carriers.....	517311		12/03	131.855	132.590	132.577	132.831	135.819
Primary products.....		517311-P	12/03	131.674	132.408	132.395	132.649	135.633
Local telephone service, except private lines.....		517311-1	12/03	148.982	149.052	148.934	149.007	148.252
Residence local telephone service.....		517311-111	12/03	163.442	164.156	164.149	164.141	164.136
Business and other local telephone service.....		517311-112	12/03	131.117	130.336	130.069	130.251	128.215
Public switched toll service.....		517311-2	12/03	130.898	132.331	133.124	133.517	134.140
Residence switched toll service.....		517311-21	12/03	195.760	196.774	197.367	197.074	197.270
Business switched toll and other toll service.....		517311-22	12/03	64.235	65.529	66.228	66.881	67.412
Private line telephone service.....		517311-3	12/03	95.762	95.567	95.658	95.803	95.730
All-distance telephone service.....		517311-4	12/11	138.173	138.269	138.565	138.295	138.777
Residential all-distance telephone service.....		517311-401	12/11	140.649	141.117	141.214	141.421	141.780
Business all-distance telephone service.....		517311-402	12/11	136.020	135.791	136.262	135.576	136.163
Video programming distribution.....		517311-5	12/03	171.808	172.431	173.276	175.493	177.404
Video programming subscriber services.....		517311-501	06/93	243.497	244.441	245.722	249.082	252.016
Advertising services.....		517311-502	06/93	128.596	128.596	128.596	128.596	128.596
Internet access services.....		517311-6	06/04	60.070	60.013	59.674	59.526	59.891
Residential Internet access services.....		517311-601	12/11	88.254	88.012	88.354	88.333	88.877
Business Internet access services.....		517311-602	12/11	97.972	98.037	96.647	96.207	96.792
Bundled access services.....		517311-7	12/11	124.102	125.407	125.058	124.811	130.800
Other wired telecommunications services.....		517311-9	12/03	105.075	105.075	105.075	105.075	105.075
Wireless telecommunications carriers.....	517312		06/99	44.131	44.131	43.960	43.966	43.957
Primary services.....		517312-P	06/99	43.617	43.617	43.447	43.453	43.444
Wireless telecommunications services.....		517312-1	06/99	43.617	43.617	43.447	43.453	43.444
Data processing and related services.....	5182		12/03	112.925	113.034	113.040	113.067	113.088
Data processing and related services.....	51821		12/03	112.925	113.034	113.040	113.067	113.088
Data processing, hosting and related services.....	518210		12/00	116.566	116.678	116.684	116.713	116.734
Primary services.....		518210-P	12/00	109.816	109.967	109.975	110.013	110.036
Business process management services.....		518210-1	12/00	104.436	104.436	104.507	104.507	104.507
Data management, information transformation, and related services.....		518210-4	12/00	105.582	105.582	105.582	105.582	105.582
Hosting, ASP, and other IT infrastructure provisioning services.....		518210-5	12/06	109.983	110.261	110.248	110.317	110.360
Other receipts.....		518210-SM	12/00	138.116	138.116	138.116	138.116	138.116
Depository credit intermediation.....	5221		12/03	117.268	117.531	124.447	126.109	132.845
Commercial banking.....	52211		12/03	119.540	119.996	127.541	129.206	136.266
Commercial banking.....	522110		12/03	119.540	119.996	127.541	129.206	136.266
Primary services.....		522110-P	12/03	119.540	119.996	127.541	129.206	136.266
Loan services.....		522110-1	12/03	190.975	191.793	209.784	202.309	220.457
Residential real estate loans, except home equity.....		522110-101	12/03	98.394	99.092	101.323	88.729	88.369
Nonresidential real estate loans.....		522110-102	12/03	402.526	405.719	465.865	462.965	519.595
Home equity loans.....		522110-103	12/03	219.558	208.934	227.103	225.703	235.186
Commercial, industrial, and agricultural loans, except real estate.....		522110-105	12/03	177.733	182.017	204.555	200.266	223.782
New and used auto and truck loans.....		522110-106	12/03	93.996	91.699	102.941	85.002	91.276
Credit cards, overdraft credit, and related plans.....		522110-107	12/03	168.730	168.166	175.786	177.141	187.527

See footnotes at end of table.

Table 11. Producer price indexes for net output of selected industries and their products, not seasonally adjusted — Continued
[January 2023]

Title ¹	Industry code	Product code	Index base	Unadjusted index ²				
				Sept. 2022	Oct. 2022 ^P	Nov. 2022 ^P	Dec. 2022 ^P	Jan. 2023 ^P
Commercial banking - Continued								
Other loan services.....		522110-108	12/03	111.254	109.859	110.825	108.573	112.028
Deposit services.....		522110-2	12/03	56.225	56.411	56.151	65.286	64.066
Demand deposits.....		522110-201	12/11	79.806	80.119	80.486	91.271	90.298
Time and other deposits.....		522110-202	12/11	126.980	127.336	125.817	149.204	145.465
Trust services.....		522110-3	12/03	99.996	99.958	94.593	94.659	94.708
Other banking services.....		522110-4	12/03	102.079	102.080	102.080	102.080	102.080
Savings institutions.....	52218		12/03	99.480	97.359	97.037	98.819	101.614
Savings institutions and other depository credit intermediation.....	522180		12/03	99.481	97.360	97.038	98.820	101.615
Primary services.....		522180-P	12/03	99.641	97.517	97.194	98.979	101.778
Loan services.....		522180-1	12/03	106.532	106.533	109.265	104.775	110.526
Residential real estate loans, except home equity.....		522180-101	12/03	85.873	85.163	84.933	80.701	81.875
Nonresidential real estate loans.....		522180-102	12/03	180.508	182.187	198.252	185.243	195.203
Home equity loans.....		522180-103	12/03	281.101	278.717	298.380	280.297	313.398
Commercial, industrial, and agricultural loans, except real estate.....		522180-105	12/03	203.256	212.499	220.666	232.912	251.082
New and used auto and truck loans.....		522180-106	12/03	85.482	83.281	86.911	85.054	90.385
Credit cards, overdraft credit, and related plans.....		522180-109	12/11	116.928	117.434	125.190	121.092	125.185
Other loan services.....		522180-111	12/03	90.979	92.407	91.099	90.390	96.128
Deposit services.....		522180-2	12/03	103.488	97.540	92.219	104.478	101.988
Demand deposits.....		522180-201	12/11	90.444	91.455	90.513	105.493	106.328
Time and other deposits.....		522180-202	12/11	144.824	134.187	125.358	140.924	136.485
Trusts and other banking services.....		522180-3	12/03	170.830	170.830	170.830	170.830	174.402
Security, commodity contracts and like activity.....	523		12/03	223.115	226.233	238.791	237.247	243.138
Securities and commodity contracts intermediation and brokerage.....	5231		06/00	159.956	172.227	191.153	189.194	194.563
Investment banking and securities intermediation.....	52315		12/22	—	—	—	100.000	102.838
Investment banking and securities intermediation.....	523150		12/22	—	—	—	100.000	102.838
Primary services.....		523150-P	12/22	—	—	—	100.000	102.838
Securities brokerage.....		523150-1	12/03	98.496	104.932	118.541	119.835	120.474
Brokerage services.....		523150-101	06/00	54.383	53.707	53.115	55.565	54.019
Brokerage services, equities and ETFs.....		523150-1011	06/00	46.161	45.262	44.459	47.800	44.479
Brokerage services, all other securities.....		523150-1012	06/00	74.482	74.403	74.373	74.452	74.500
Other securities related services including margin lending and mutual fund sales.....		523150-102	06/00	132.009	144.830	171.110	171.123	174.957
Investment banking and securities dealing.....		523150-2	12/03	338.436	366.612	402.791	393.704	411.529
Dealer transactions.....		523150-201	06/00	107.711	116.414	123.397	113.691	110.886
Dealer transactions, equity securities.....		523150-2011	06/05	115.533	130.634	139.675	123.989	121.361
Dealer transactions, debt securities and all other trading.....		523150-2012	06/00	132.118	130.612	135.900	135.141	131.203
Investment banking services.....		523150-202	06/00	256.863	257.011	252.983	249.111	249.837
Other securities dealing services.....		523150-203	12/03	1,076.412	1,368.956	1,823.642	1,829.900	2,072.719
Portfolio management and investment advice.....	52394		12/22	—	—	—	100.000	102.194
Portfolio management and investment advice.....	523940		12/22	—	—	—	100.000	102.194
Primary services.....		523940-P	12/22	—	—	—	100.000	102.194
Portfolio management.....		523940-1	06/02	300.460	295.118	298.809	295.972	306.120
Mutual fund and exchange traded fund management.....		523940-11	06/02	388.894	383.646	391.315	378.861	394.230
Management of equity funds.....		523940-1101	01/17	196.200	193.112	199.461	187.924	199.461
Management of bond funds.....		523940-1102	01/17	105.941	103.873	103.639	105.614	105.820
Management of other funds.....		523940-1103	01/17	99.810	99.720	99.922	100.066	99.882
Private portfolio management.....		523940-12	06/02	256.233	250.779	252.368	254.681	262.358
Management of equity private portfolios.....		523940-1201	01/17	127.106	118.964	120.796	123.018	130.513
Management of bond private portfolios.....		523940-1202	01/17	100.589	99.703	99.535	99.712	100.889
Management of other private portfolios.....		523940-1203	01/17	118.085	122.883	122.705	122.758	119.539
Investment advice.....		523940-2	06/02	223.650	206.249	218.812	227.438	215.353
Investment advisory services.....		523940-21	06/02	223.650	206.249	218.812	227.438	215.353
Insurance carriers and related activities.....	524		12/03	146.888	147.020	146.994	147.568	148.542
Insurance carriers.....	5241		12/03	147.508	147.643	147.618	148.207	149.208
Direct life/health/medical insurance carriers.....	52411		12/03	152.638	152.774	152.664	152.688	153.499
Direct life insurance carriers.....	524113		12/98	118.999	118.963	119.046	118.948	119.161
Primary services.....		524113-P	12/98	118.783	118.747	118.829	118.732	118.945
Life insurance policies.....		524113-1	12/98	113.287	113.349	113.475	113.360	113.658
Individual life insurance policies.....		524113-101	12/98	121.697	121.706	121.720	121.720	121.780
Term life insurance policies.....		524113-10101	12/98	112.821	112.815	112.753	112.753	112.752
Whole life insurance policies.....		524113-10102	12/98	130.165	130.159	130.226	130.226	130.224
Universal life insurance policies.....		524113-10103	12/98	118.296	118.352	118.356	118.356	118.628
Variable-universal and other individual life insurance policies.....		524113-10105	12/17	103.102	103.102	103.102	103.102	103.102
Group life insurance policies.....		524113-102	12/98	92.321	92.542	93.011	92.544	93.590

See footnotes at end of table.

Table 11. Producer price indexes for net output of selected industries and their products, not seasonally adjusted — Continued
 [January 2023]

Title ¹	Industry code	Product code	Index base	Unadjusted index ²				
				Sept. 2022	Oct. 2022 ^P	Nov. 2022 ^P	Dec. 2022 ^P	Jan. 2023 ^P
Direct life insurance carriers - Continued								
Annuities.....		524113-2	12/98	151.715	151.263	151.191	151.130	150.601
Variable deferred annuities.....		524113-201	12/98	187.892	186.743	186.743	186.743	187.071
Fixed-rate deferred annuities.....		524113-202	12/98	116.796	117.264	117.299	117.299	116.819
Immediate annuities.....		524113-203	12/98	131.844	131.391	130.408	129.706	124.800
Disability insurance policies.....		524113-3	06/06	102.704	102.704	102.704	102.704	102.695
Direct health and medical insurance carriers.....	524114		12/02	194.345	194.601	194.363	194.462	195.782
Primary services.....		524114-P	12/02	197.301	197.561	197.319	197.420	198.760
Medical service plans.....		524114-1	12/02	206.246	206.526	206.265	206.374	207.777
Comprehensive medical service plans.....		524114-101	12/02	209.960	210.283	209.976	210.104	212.702
Group managed care medical service plans.....		524114-10101	12/02	210.379	210.885	210.404	210.605	213.759
Group fee-for-service medical service plans.....		524114-10102	12/02	185.671	185.671	185.671	185.671	185.671
Individual comprehensive medical service plans.....		524114-10103	12/02	314.730	314.730	314.730	314.730	318.816
Non-comprehensive medical service plans.....		524114-103	06/07	128.594	128.619	128.619	128.619	128.906
Dental service plans.....		524114-10301	12/02	134.917	134.977	134.977	134.977	135.063
Supplemental Medicare service plans.....		524114-10302	12/02	163.264	163.264	163.264	163.264	164.333
Other medical service plans.....		524114-10303	12/02	169.239	169.239	169.239	169.239	169.239
Indemnity health insurance plans.....		524114-2	12/02	114.058	114.058	114.058	114.058	114.059
Other direct insurance carriers.....	52412		12/98	161.272	161.431	161.583	163.520	165.166
Direct property and casualty insurers.....	524126		06/98	161.391	161.549	161.702	163.640	165.288
Primary services.....		524126-P	06/98	161.528	161.687	161.839	163.779	165.428
Private passenger auto insurance.....		524126-1	06/98	192.758	193.951	194.184	197.730	201.724
Homeowner's insurance.....		524126-2	06/98	220.465	218.410	219.066	220.148	220.172
Commercial auto insurance.....		524126-3	06/98	127.906	127.832	128.096	128.387	128.076
Non-auto liability insurance.....		524126-4	06/98	124.739	124.219	124.219	124.341	124.815
Medical malpractice insurance.....		524126-402	06/98	115.089	111.901	111.901	111.901	113.849
Product and other non-auto liability insurance.....		524126-403	06/98	126.679	126.783	126.783	126.933	127.142
Commercial multiple peril insurance.....		524126-5	06/98	143.537	143.560	143.854	149.227	150.006
Worker's compensation insurance.....		524126-6	06/98	90.541	91.019	90.122	90.122	90.170
Other property and casualty insurance.....		524126-7	12/03	118.442	118.287	118.511	118.537	118.688
Insurance agencies and brokerages.....	52421		12/03	113.276	113.276	113.276	113.345	113.567
Insurance agencies and brokerages.....	524210		12/02	117.285	117.285	117.285	117.357	117.586
Primary services.....		524210-P	12/02	118.032	118.032	118.032	118.108	118.350
Sale of property and casualty insurance.....		524210-1	12/02	119.052	119.052	119.052	119.178	119.553
Sale of personal property and casualty insurance.....		524210-101	06/09	115.261	115.261	115.261	115.511	115.531
Sale of private passenger auto insurance.....		524210-10101	12/02	118.979	118.979	118.979	119.338	119.338
Sale of homeowner's insurance.....		524210-10102	12/02	124.271	124.271	124.271	124.271	124.331
Sale of other personal property and casualty insurance.....		524210-10103	06/09	101.469	101.469	101.469	101.699	101.767
Sale of commercial property and casualty insurance.....		524210-102	12/02	120.272	120.272	120.272	120.272	121.018
Sale of life insurance and annuities.....		524210-2	12/02	106.758	106.758	106.758	106.758	106.758
Sale of health and medical insurance.....		524210-3	12/02	133.188	133.188	133.188	133.188	133.188
Sale of other insurance.....		524210-4	12/02	103.209	103.209	103.209	103.209	103.209
Lessors of nonresidential buildings (except miniwarehouses).....	53112		12/03	140.333	137.652	136.800	138.543	138.705
Lessors of nonresidential buildings.....	531120		12/95	164.179	161.042	160.046	162.085	162.274
Primary services.....		531120-P	12/95	159.539	156.491	155.523	157.505	157.688
Leasing of shopping centers and retail stores.....		531120-1	12/95	148.778	144.715	140.805	146.478	146.922
Leasing of professional and office buildings.....		531120-2	12/95	170.964	170.668	171.181	170.018	172.428
Leasing of manufacturing and industrial buildings.....		531120-3	12/95	136.946	137.006	136.961	138.115	140.085
Leasing of other nonresidential buildings and facilities.....		531120-7	12/02	161.706	144.274	149.066	150.639	142.632
Lessors of miniwarehouse and self storage units.....	53113		12/03	192.512	194.053	194.552	194.370	195.031
Miniwarehouse and self-storage unit operators.....	531130		12/03	192.500	194.042	194.540	194.359	195.019
Primary services.....		531130-P	06/93	292.531	294.873	295.631	295.355	296.387
Miniwarehouse and self-storage unit operation.....		531130-1	06/93	292.531	294.873	295.631	295.355	296.387
Offices of real estate agents and brokers.....	5312		12/03	186.639	186.004	185.392	186.180	185.096
Offices of real estate agents and brokers.....	53121		12/03	186.639	186.004	185.392	186.180	185.096
Offices of real estate agents and brokers.....	531210		12/03	186.518	185.884	185.272	186.059	184.977
Primary services.....		531210-P	12/03	186.541	185.907	185.294	186.082	184.999
Real estate brokerage, residential property sales and leases.....		531210-1	12/95	257.981	256.900	255.784	255.034	253.589
Real estate brokerage, nonresidential property sales and leases including land sales and leases.....		531210-6	12/06	145.437	145.474	145.701	151.120	150.144
Real estate brokerage, nonresidential property sales including land sales.....		531210-601	12/09	165.087	164.918	165.604	166.189	164.452
Real estate brokerage, nonresidential property leases including land leases.....		531210-602	12/09	128.924	129.147	128.961	138.798	139.110
Real estate property managers.....	53131		12/03	125.598	127.250	127.799	126.688	127.565
Residential property managers.....	531311		12/03	138.955	139.185	139.998	138.016	139.079

See footnotes at end of table.

Table 11. Producer price indexes for net output of selected industries and their products, not seasonally adjusted — Continued
 [January 2023]

Title ¹	Industry code	Product code	Index base	Unadjusted index ²				
				Sept. 2022	Oct. 2022 ^P	Nov. 2022 ^P	Dec. 2022 ^P	Jan. 2023 ^P
Residential property managers - Continued								
Primary services.....		531311-P	12/03	141.001	141.235	142.059	140.048	141.127
Residential property management services.....		531311-1	12/95	147.287	147.532	148.393	146.292	147.419
Nonresidential property managers.....	531312		12/03	103.692	107.877	107.968	108.379	108.988
Primary services.....		531312-P	12/03	103.692	107.877	107.968	108.379	108.988
Nonresidential property management services.....		531312-1	12/95	115.130	119.776	119.878	120.334	121.010
Offices of real estate appraisers.....	531320		12/03	117.769	117.875	116.981	116.533	118.997
Primary services.....		531320-P	12/03	119.608	119.715	118.808	118.352	120.855
Real estate appraisal services.....		531320-1	12/95	127.841	127.955	126.985	126.499	129.174
Automotive equipment rental and leasing.....	5321		06/01	156.440	162.585	154.715	151.842	148.670
Passenger car rental and leasing.....	53211		12/03	142.710	150.743	140.248	136.427	132.097
Passenger car rental.....	532111		12/91	209.466	221.256	205.853	200.244	193.888
Primary services.....		532111-P	12/91	208.394	220.124	204.799	199.220	192.896
Standard passenger car rental.....		532111-2	12/91	199.447	214.190	194.987	187.757	179.877
Passenger car rental for business travel.....		532111-211	12/98	96.275	97.479	91.999	92.584	89.798
Passenger car rental for leisure travel.....		532111-221	12/98	203.978	223.985	201.187	190.395	181.659
Replacement passenger car rental.....		532111-3	12/91	268.598	269.228	268.167	268.763	268.254
Truck, utility trailer and RV rental and leasing.....	53212		12/03	141.383	141.645	141.758	141.778	141.775
Truck, utility trailer, and RV rental and leasing.....	532120		06/91	162.298	162.600	162.729	162.740	162.736
Primary services.....		532120-P	06/91	158.725	159.017	159.127	159.614	159.550
Rental of trucks, truck trailers, RVs.....		532120-1	06/91	172.518	173.356	173.245	172.658	172.575
Leasing of trucks, truck trailers, and RVs.....		532120-4	06/91	142.494	142.444	142.680	143.787	143.736
Other receipts.....		532120-SM	06/91	178.396	178.750	179.005	175.818	176.354
Other heavy machinery rental and leasing.....	532412		12/03	131.899	134.993	135.451	135.639	135.433
Primary services.....		532412-P	12/03	118.860	118.868	118.937	119.240	118.859
Construction equipment rental and leasing.....		532412-1	12/03	127.855	127.868	127.973	128.443	127.859
Oilfield and well drilling equipment rental and leasing.....		532412-2	12/03	99.554	99.554	99.554	99.554	99.554
Other receipts.....		532412-SM	12/03	186.302	196.173	197.500	197.500	198.821
Legal services.....	5411		12/96	257.205	257.752	257.630	257.309	265.532
Offices of lawyers.....	54111		12/96	257.205	257.752	257.630	257.309	265.532
Offices of lawyers.....	541110		12/96	257.205	257.752	257.630	257.309	265.532
Primary services.....		541110-P	12/96	256.417	256.962	256.841	256.521	264.718
Labor and employment legal services.....		541110-A	12/14	121.386	121.851	121.393	121.606	123.094
Criminal legal services.....		541110-B	12/14	100.847	100.847	100.847	100.847	101.502
Other legal services.....		541110-C	12/14	119.060	119.060	119.060	119.060	121.054
Real estate legal services.....		541110-2	12/96	244.456	245.886	244.961	245.145	258.930
Civil negligence legal services.....		541110-3	12/96	195.732	195.684	196.391	197.044	205.523
Defendant representation.....		541110-301	12/96	252.545	252.443	252.647	252.596	259.822
Plaintiff representation.....		541110-302	12/96	132.645	132.645	133.696	134.861	143.430
Wills, estate planning, and probate.....		541110-6	12/96	234.820	234.820	234.820	234.820	245.708
Business and commercial legal services.....		541110-9	12/14	145.192	145.610	145.504	144.989	149.880
Tax legal services.....		541110-901	12/14	151.978	151.846	151.822	151.642	176.292
Intellectual property legal services.....		541110-902	12/14	138.553	140.352	140.863	140.863	145.229
Bankruptcy and other business and commercial legal services.....		541110-903	12/14	145.941	146.154	145.939	145.318	149.216
Offices of certified public accountants.....	541211		12/03	133.336	133.834	134.180	134.758	137.016
Primary services.....		541211-P	12/03	136.027	136.635	137.014	137.805	140.315
Other accounting services.....		541211-A	12/08	115.036	118.118	117.375	116.657	116.775
Financial auditing.....		541211-4	06/95	166.139	165.792	166.709	163.363	166.315
Tax preparation and planning.....		541211-5	06/95	176.961	177.206	178.032	184.253	188.570
Bookkeeping and compilation.....		541211-9	12/08	133.525	133.315	133.575	133.726	137.649
Other accounting services.....	541219		12/03	148.161	146.938	142.058	141.228	141.228
Primary services.....		541219-P	12/03	148.312	147.088	142.203	141.372	141.372
Other accounting services (non-CPA firms).....		541219-1	12/03	148.312	147.088	142.203	141.372	141.372
Architectural, engineering and related services.....	5413		12/96	183.972	184.275	184.886	184.739	186.713
Architectural services.....	54131		12/03	124.197	124.441	124.676	124.619	124.780
Architectural services.....	541310		12/96	149.968	150.263	150.546	150.477	150.672
Primary services.....		541310-P	12/96	153.078	153.414	153.736	153.658	153.880
Residential building projects.....		541310-1	12/96	174.345	175.490	175.490	175.776	175.776
Nonresidential building projects.....		541310-7	12/10	111.224	111.374	111.665	111.564	111.784
Commercial and industrial building projects.....		541310-71	09/19	102.705	102.785	102.864	102.864	102.864
Institutional building projects.....		541310-72	09/19	105.478	105.685	106.141	105.965	106.358
Other architectural services, incl. historic restoration & architectural consulting services.....		541310-8	12/10	142.849	142.849	142.849	142.494	142.494

See footnotes at end of table.

Table 11. Producer price indexes for net output of selected industries and their products, not seasonally adjusted — Continued
[January 2023]

Title ¹	Industry code	Product code	Index base	Unadjusted index ²				
				Sept. 2022	Oct. 2022 ^p	Nov. 2022 ^p	Dec. 2022 ^p	Jan. 2023 ^p
Architectural services - Continued								
Engineering services.....	54133		12/03	151.076	151.319	151.849	151.721	153.572
Engineering services.....	541330		12/96	190.721	191.028	191.696	191.536	193.874
Primary services.....		541330-P	12/96	192.208	192.569	193.294	193.115	195.701
Building related engineering projects.....		541330-1	12/96	172.287	172.546	173.374	173.377	175.573
Residential building engineering projects.....		541330-101	12/09	108.526	108.526	108.526	108.526	108.526
Commercial, public, and institutional building engineering projects.....		541330-102	12/09	128.581	128.617	130.985	130.993	132.525
Industrial and manufacturing plant and process engineering projects.....		541330-103	12/09	121.448	121.714	121.714	121.714	123.606
Non-building related engineering projects.....		541330-2	12/96	204.411	204.847	205.471	205.147	207.990
Transportation engineering projects.....		541330-201	12/09	130.884	131.601	132.143	131.225	134.160
Highway and roadway engineering projects.....		541330-20101	12/09	126.741	127.748	128.125	126.515	128.738
Other transportation engineering projects, including mass transit engineering projects.....		541330-20102	12/09	136.768	137.102	137.865	137.865	141.999
Municipal utility and power generation and distribution engineering projects.....		541330-202	12/09	136.581	136.927	137.475	137.445	139.699
All other non-building related engineering projects.....		541330-203	12/09	149.268	149.290	149.551	149.560	150.776
Other receipts.....		541330-SM	12/96	177.440	177.322	177.544	177.526	177.575
Management and technical consulting services.....	5416		06/06	127.607	126.497	126.443	127.977	127.952
Management consulting services.....	54161		06/06	127.608	126.498	126.443	127.977	127.952
Management consulting services.....	541610		06/06	127.614	126.504	126.449	127.983	128.185
Primary services.....		541610-P	06/06	127.743	126.631	126.577	128.112	128.514
Administrative and general management consulting services.....		541610-1	06/06	147.103	145.813	145.878	147.058	147.079
Marketing consulting services.....		541610-3	06/06	67.322	67.322	67.322	67.322	-
Process, physical distribution and logistics consulting services.....		541610-4	06/06	109.749	107.462	108.131	109.953	113.291
Human resources consulting services.....		541610-5	06/06	108.602	109.222	107.206	113.145	113.671
Advertising agencies.....	54181		12/03	123.047	123.052	123.098	123.115	123.262
Advertising agencies.....	541810		06/95	149.161	149.166	149.222	149.242	149.421
Primary services.....		541810-P	06/95	152.109	152.116	152.179	152.202	152.398
Advertising agency services.....		541810-4	09/21	108.540	108.544	108.589	108.606	108.746
Advertising creative services billed separately.....		541810-401	06/95	141.623	141.623	141.665	141.665	141.665
Advertising placement services, including bundled placement and creative services.....		541810-402	06/95	161.816	161.825	161.903	161.937	162.256
Other advertising services billed separately.....		541810-403	12/08	102.598	102.598	102.598	102.598	102.598
Other receipts.....		541810-SM	06/95	129.192	129.192	129.192	129.192	129.192
Employment services.....	5613		12/96	159.207	159.051	159.175	158.989	159.011
Employee leasing services.....	56133		12/03	130.394	130.394	130.583	130.629	130.689
Professional employer organizations.....	561330		12/03	130.394	130.394	130.583	130.629	130.689
Primary services.....		561330-P	06/94	168.650	168.650	168.895	168.955	169.034
Co-employment staffing.....		561330-1	06/94	168.650	168.650	168.895	168.955	169.034
Staffing services (except PEOs).....	56138		12/10	135.249	135.032	135.079	134.789	134.774
Staffing services (except PEOs).....	561380		12/10	135.239	135.021	135.069	134.778	134.763
Primary services.....		561380-P	12/10	136.063	135.838	135.885	135.612	135.597
Temporary help services.....		561380-1	06/94	178.378	177.777	178.005	177.535	177.355
Temporary help services, office and clerical.....		561380-101	06/94	182.568	182.277	182.778	183.466	183.966
Temporary help services, light and heavy industrial.....		561380-102	06/94	178.881	178.327	178.748	180.013	179.811
Temporary help services, technical and professional.....		561380-103	06/94	100.035	100.249	101.085	99.585	99.191
Temporary help services, medical.....		561380-104	06/94	224.686	219.057	212.579	212.477	211.526
Temporary help services, other.....		561380-105	06/94	181.655	181.902	183.657	184.145	185.329
Employment placement services.....		561380-2	12/03	142.844	142.707	141.725	142.365	143.104
Executive search services.....		561380-3	12/06	100.580	105.265	104.685	104.408	106.258
Travel agencies.....	56151		12/03	102.352	102.747	103.042	103.765	103.787
Travel agencies.....	561510		12/89	114.667	115.111	115.442	116.255	116.279
Primary services.....		561510-P	12/89	113.658	114.141	114.502	115.386	115.426
Flight bookings.....		561510-1	12/89	93.680	92.827	93.175	92.330	92.330
Domestic flight bookings.....		561510-111	12/89	85.457	86.046	86.097	85.424	85.503
International flight bookings.....		561510-112	12/89	73.478	71.961	72.399	71.675	71.626
Other travel agency services, except flight bookings.....		561510-2	12/89	163.017	164.648	165.128	167.576	167.669
Hotel and car rental bookings.....		561510-211	12/89	167.772	167.177	168.381	169.252	169.714
Hotel bookings.....		561510-2111	12/11	103.614	104.432	104.810	105.358	105.646
Car rental bookings.....		561510-2112	12/11	126.129	119.825	122.536	123.142	123.547
Cruise and tour bookings.....		561510-222	06/02	97.953	102.602	103.186	110.005	109.981
Cruise bookings.....		561510-2221	12/11	103.273	101.482	106.892	110.546	113.174
Packaged tour bookings.....		561510-2222	12/11	88.972	96.655	94.706	102.729	92.709
All other travel agency services.....		561510-233	06/02	126.570	126.570	126.570	126.121	126.121
Security guards and patrol services.....	561612		12/04	150.432	151.639	151.584	151.529	153.260

See footnotes at end of table.

Table 11. Producer price indexes for net output of selected industries and their products, not seasonally adjusted — Continued
 [January 2023]

Title ¹	Industry code	Product code	Index base	Unadjusted index ²				
				Sept. 2022	Oct. 2022 ^P	Nov. 2022 ^P	Dec. 2022 ^P	Jan. 2023 ^P
Security guards and patrol services - Continued								
Primary services.....		561612-P	12/04	150.250	151.455	151.401	151.346	153.074
Security guard services.....		561612-1	12/04	150.250	151.455	151.401	151.346	153.074
Janitorial services.....	56172		12/03	135.014	134.894	135.249	135.551	136.643
Janitorial services.....	561720		12/94	159.712	159.571	159.990	160.347	161.639
Primary services.....		561720-P	12/94	160.642	160.494	160.935	161.311	162.665
Janitorial cleaning services.....		561720-5	12/94	160.642	160.494	160.935	161.311	162.665
Nonresidential cleaning services.....		561720-51	06/03	133.088	132.950	133.357	133.703	134.926
Residential cleaning services.....		561720-52	06/03	166.937	166.937	166.937	166.937	166.937
Waste collection.....	5621		12/03	169.251	171.255	171.487	171.639	173.951
Waste collection.....	56211		12/03	169.252	171.256	171.487	171.640	173.951
Solid waste collection.....	562111		12/03	169.273	171.277	171.509	171.662	173.971
Primary services.....		562111-P	06/93	232.566	235.388	235.713	236.251	239.922
Solid waste collection services.....		562111-2	06/93	232.566	235.388	235.713	236.251	239.922
Offices of physicians.....	6211		12/96	143.127	143.538	143.677	143.897	143.862
Offices of physicians.....	62111		12/96	143.127	143.538	143.677	143.897	143.862
Offices of physicians, except mental health.....	621111		12/93	154.243	154.687	154.837	155.074	155.036
Primary services.....		621111-P	12/93	154.970	155.431	155.492	155.739	155.699
One and two physician practices and single specialty group practices.....		621111-4	12/93	149.464	149.626	149.702	150.028	149.715
General/family practice.....		621111-411	12/93	161.786	163.374	163.459	163.459	163.724
Internal medicine.....		621111-412	12/99	135.695	135.695	135.765	135.765	135.092
General surgery and other surgical specialties.....		621111-413	12/99	117.863	117.731	117.897	117.897	117.182
Pediatrics.....		621111-414	12/93	245.400	245.400	245.400	245.400	245.400
Obstetrics/gynecology.....		621111-415	12/93	146.967	146.967	146.967	146.967	146.967
Other specialty.....		621111-419	12/99	128.355	128.355	128.355	129.573	129.465
Multispecialty group practice.....		621111-5	12/93	179.614	181.038	181.054	181.063	181.740
Offices of dentists.....	6212		06/10	128.011	127.830	127.830	127.830	128.244
Offices of dentists.....	62121		06/10	128.011	127.830	127.830	127.830	128.244
Offices of dentists.....	621210		06/10	128.014	127.833	127.833	127.833	128.247
Primary services.....		621210-P	06/10	128.188	128.006	128.006	128.006	128.384
Dental visits and consultations.....		621210-1	06/10	142.576	142.093	142.093	142.093	142.740
Private insurance patients: dental visits and consultations.....		621210-11	06/14	130.499	129.728	129.728	129.728	130.454
Medicare, Medicaid and all other patients: dental visits and consultations.....		621210-12	06/14	130.850	130.850	130.850	130.850	131.253
Dental surgical intervention services.....		621210-2	06/10	116.354	116.204	116.204	116.204	116.735
Private insurance patients: dental surgical intervention services.....		621210-21	06/14	113.720	113.470	113.470	113.470	114.063
Medicare, Medicaid and all other patients: dental surgical intervention services.....		621210-22	06/14	110.352	110.352	110.352	110.352	110.759
Dental non-surgical intervention services.....		621210-3	06/10	122.710	122.710	122.710	122.710	122.867
Private insurance patients: dental non-surgical intervention services.....		621210-31	06/14	110.462	110.462	110.462	110.462	110.619
Medicare, Medicaid and all other patients: dental non-surgical intervention services.....		621210-32	06/14	120.270	120.270	120.270	120.270	120.402
Medical and diagnostic laboratories.....	6215		12/03	103.324	103.298	103.130	103.142	103.677
Medical and diagnostic laboratories.....	62151		12/03	103.324	103.298	103.130	103.142	103.677
Medical laboratories.....	621511		12/03	101.030	100.989	100.726	100.746	100.889
Primary services.....		621511-P	06/94	120.192	120.143	119.830	119.853	120.024
Medical laboratory services.....		621511-2	06/94	120.192	120.143	119.830	119.853	120.024
Medicare patients.....		621511-23	06/14	77.416	77.416	77.416	77.428	79.483
Medicaid patients.....		621511-24	06/14	95.899	95.960	95.960	95.960	95.971
Private insurance patients.....		621511-25	06/14	98.868	98.790	98.348	98.222	98.222
All other patients.....		621511-26	06/14	102.144	102.144	102.144	102.658	102.658
Diagnostic imaging centers.....	621512		12/03	106.156	106.156	106.156	106.156	107.455
Primary services.....		621512-P	06/94	111.388	111.388	111.388	111.388	112.751
Diagnostic imaging services.....		621512-4	06/94	111.388	111.388	111.388	111.388	112.751
Medicare and Medicaid patients.....		621512-41	06/14	91.573	91.573	91.573	91.573	90.923
Private insurance and all other patients.....		621512-42	06/14	102.690	102.690	102.690	102.690	104.575
Home health care services.....	6216		12/96	153.879	156.187	156.336	156.527	156.989
Home health care services.....	62161		12/96	153.879	156.187	156.336	156.527	156.989
Home health care services.....	621610		12/96	153.938	156.248	156.397	156.589	157.050
Primary services.....		621610-P	12/96	148.206	150.299	150.449	150.641	151.043
Medicare and Medicaid patients.....		621610-3	12/03	125.853	127.474	127.474	127.489	127.298
Medicare patients.....		621610-31	12/96	138.549	140.343	140.343	140.343	139.228
Medicaid patients.....		621610-32	12/03	134.150	135.869	135.869	135.901	136.408
Private insurance and all other patients.....		621610-4	12/03	142.699	145.399	146.100	146.937	148.892
Private insurance patients.....		621610-41	06/14	105.874	105.874	105.874	105.874	105.874

See footnotes at end of table.

Table 11. Producer price indexes for net output of selected industries and their products, not seasonally adjusted — Continued
 [January 2023]

Title ¹	Industry code	Product code	Index base	Unadjusted index ²				
				Sept. 2022	Oct. 2022 ^P	Nov. 2022 ^P	Dec. 2022 ^P	Jan. 2023 ^P
Home health care services - Continued								
All other patients.....		621610-42	06/14	139.831	143.752	144.769	145.985	148.163
Other receipts.....		621610-SM	12/96	283.916	294.005	294.005	294.005	296.032
All other ambulatory health care services.....	62199		06/06	126.057	125.997	127.504	127.964	128.674
Blood and organ banks.....	621991		06/06	126.052	125.992	127.499	127.959	128.669
Primary services.....		621991-P	06/06	124.634	124.571	126.093	126.551	127.267
Human blood services.....		621991-1	06/06	113.575	113.615	114.142	114.301	115.159
Human red blood and whole blood services.....		621991-12	06/06	112.139	112.219	112.517	112.533	113.596
Human blood plasma services.....		621991-13	06/06	111.038	110.895	111.931	112.408	113.126
Human blood platelet and other blood services.....		621991-14	06/06	129.956	130.327	130.765	130.871	131.718
Human organ, bone, tissue, and other bank services.....		621991-2	06/06	170.982	170.462	176.390	178.167	178.436
Other receipts.....		621991-SM	06/06	144.689	144.835	144.673	145.057	145.189
Hospitals.....	622		12/92	224.204	225.244	224.625	225.180	227.213
General medical and surgical hospitals.....	6221		12/03	162.849	163.708	163.204	163.629	165.200
General medical and surgical hospitals.....	62211		12/03	162.822	163.681	163.177	163.602	165.173
General medical and surgical hospitals.....	622110		12/92	224.757	225.943	225.246	225.833	228.001
Primary services.....		622110-P	12/92	231.910	233.192	232.439	233.073	235.311
Certain infectious and parasitic diseases.....		622110-201	06/08	131.056	132.973	132.569	132.943	133.083
Neoplasms.....		622110-202	12/17	124.497	124.090	124.090	126.472	128.645
Diseases of the blood & blood-forming organs & certain disorders involving the immune mechanism.....		622110-203	12/17	116.817	122.945	122.945	123.969	126.097
Endocrine, nutritional and metabolic diseases.....		622110-204	12/17	109.762	109.967	107.166	107.166	108.143
Mental and behavioural disorders.....		622110-205	12/17	132.928	133.395	133.395	132.939	133.912
Diseases of the nervous system.....		622110-206	12/17	108.936	111.243	111.243	111.243	110.815
Diseases of the circulatory system.....		622110-209	06/08	130.472	132.089	132.203	132.345	132.959
Diseases of the respiratory system.....		622110-210	12/17	111.547	112.160	112.160	111.899	111.780
Diseases of the digestive system.....		622110-211	06/08	144.010	145.276	145.343	145.758	146.619
Diseases of the skin and subcutaneous tissue.....		622110-212	06/08	114.200	115.160	115.160	117.366	117.150
Diseases of the musculoskeletal system and connective tissue.....		622110-213	06/08	146.702	147.967	148.208	148.136	148.694
Diseases of the genitourinary system.....		622110-214	12/17	106.686	107.181	111.681	111.966	112.745
Pregnancy, childbirth and the puerperium.....		622110-215	06/08	167.345	167.327	167.845	169.762	171.286
Certain conditions originating in the perinatal period.....		622110-216	06/08	139.929	140.400	144.505	143.458	143.458
Symptoms, signs and abnormal clinical and laboratory findings, not elsewhere classified.....		622110-218	12/17	114.750	113.880	114.113	114.113	118.199
Injury, poisoning and certain other consequences of external causes.....		622110-219	12/17	108.473	108.474	107.820	108.532	110.484
Factors influencing health status and contact with health services.....		622110-221	12/17	119.984	120.742	116.826	116.199	117.468
Other diseases.....		622110-223	12/17	112.451	112.519	112.519	111.426	115.847
Psychiatric and substance abuse hospitals.....	6222		12/03	168.086	167.981	168.479	168.536	168.769
Psychiatric and substance abuse hospitals.....	62221		12/03	168.086	167.981	168.479	168.536	168.769
Psychiatric and substance abuse hospitals.....	622210		12/92	198.015	197.892	198.478	198.546	198.820
Primary services.....		622210-P	12/92	198.006	197.883	198.469	198.537	198.811
Psychiatric hospitals.....		622210-3	12/92	204.028	203.894	204.555	204.632	204.427
Medicare patients: psychiatric hospitals.....		622210-31	06/14	120.433	119.476	120.958	120.510	121.789
Medicaid patients: psychiatric hospitals.....		622210-32	06/14	151.041	151.041	152.355	152.759	152.759
Private insurance and all other patients: psychiatric hospitals.....		622210-33	06/14	128.659	128.659	128.659	128.659	128.285
Other specialty hospitals.....	6223		12/03	166.657	165.662	165.836	165.972	165.956
Other specialty hospitals.....	62231		12/03	166.657	165.662	165.836	165.972	165.956
Other specialty hospitals.....	622310		12/92	249.840	248.350	248.611	248.815	248.791
Primary services.....		622310-P	12/92	287.109	287.011	287.335	287.589	287.589
Specialty, except psychiatric and substance abuse, hospitals.....		622310-6	12/92	287.109	287.011	287.335	287.589	287.589
Medicare patients.....		622310-61	06/14	113.497	112.971	113.136	114.161	114.161
Medicaid patients.....		622310-62	06/14	107.875	108.381	108.880	109.865	109.865
Private insurance and all other patients.....		622310-63	06/14	111.875	111.988	112.041	111.569	111.569
Nursing care facilities.....	6231		12/03	168.915	170.782	171.298	171.488	172.188
Nursing care facilities.....	62311		12/03	168.915	170.781	171.297	171.487	172.188
Nursing care facilities.....	623110		12/94	256.267	259.098	259.881	260.170	261.233
Primary services.....		623110-P	12/94	257.308	260.249	261.063	261.363	262.487
Medicare and Medicaid patients.....		623110-1	12/94	245.451	249.346	250.089	250.012	251.328
Medicaid patients.....		623110-101	06/12	138.965	140.376	141.029	140.952	142.174
Medicare patients.....		623110-102	06/12	116.179	119.136	119.162	119.172	119.172
Private insurance and all other patients.....		623110-3	12/94	276.962	278.628	279.550	280.371	281.243
Private insurance patients.....		623110-301	06/14	106.720	106.720	106.720	106.720	106.720
All other patients.....		623110-302	06/14	128.972	129.887	130.393	130.844	131.337
Residential developmental disability homes.....	62321		12/03	209.108	209.463	209.381	209.181	213.959

See footnotes at end of table.

Table 11. Producer price indexes for net output of selected industries and their products, not seasonally adjusted — Continued
 [January 2023]

Title ¹	Industry code	Product code	Index base	Unadjusted index ²				
				Sept. 2022	Oct. 2022 ^P	Nov. 2022 ^P	Dec. 2022 ^P	Jan. 2023 ^P
Residential developmental disability homes - Continued								
Residential developmental disability homes.....	623210		12/03	209.101	209.456	209.374	209.173	213.951
Primary services.....		623210-P	12/03	210.842	211.212	211.127	210.917	216.369
Residential intellectual and developmental disability services.....		623210-1	12/03	210.842	211.212	211.127	210.917	216.369
Medicaid patients.....		623210-11	06/14	140.669	140.970	140.901	140.730	141.623
Non-Medicaid patients.....		623210-12	06/14	126.098	126.098	126.098	126.098	140.698
Amusement and theme parks.....	7131		06/06	202.166	205.843	208.721	211.058	211.334
Amusement and theme parks.....	71311		06/06	201.852	205.523	208.397	210.730	211.005
Amusement and theme parks.....	713110		06/06	201.845	205.515	208.388	210.721	210.997
Primary services.....		713110-P	06/06	197.150	201.486	204.614	207.120	207.503
Amusement and theme park admissions.....		713110-1	06/06	210.308	216.502	221.592	227.139	222.563
Amusement and theme park food and beverage sales.....		713110-2	06/06	195.832	195.727	195.727	192.203	205.493
Amusement and theme park merchandise sales, games, and other services.....		713110-3	06/06	151.507	154.553	155.040	154.635	153.083
Other receipts.....		713110-SM	06/06	253.013	249.584	249.747	250.229	248.339
Golf courses and country clubs.....	71391		12/05	147.933	148.375	150.206	151.587	159.418
Golf courses and country clubs.....	713910		12/05	147.933	148.375	150.207	151.589	159.419
Primary services.....		713910-P	12/05	147.874	148.355	150.389	151.941	159.782
Membership dues and fees.....		713910-1	12/05	158.713	158.571	158.674	158.864	171.207
Greens and guest fees.....		713910-2	12/05	122.081	122.282	129.953	135.580	137.604
Food and beverage sales.....		713910-3	12/05	163.169	165.287	165.508	165.504	171.554
Equipment rentals and all other golf services.....		713910-4	12/05	132.099	132.295	131.400	131.442	131.442
Fitness and recreational sports centers.....	71394		12/04	112.311	113.384	113.384	113.625	115.976
Fitness and recreational sports centers.....	713940		12/04	112.314	113.386	113.386	113.627	115.978
Primary services.....		713940-P	12/04	108.306	109.267	109.267	109.267	111.738
Fitness and recreational facility memberships.....		713940-1	12/04	98.379	99.250	99.250	99.250	101.350
Recreational facility admissions, classes, and other fitness center services.....		713940-2	12/04	141.996	143.265	143.265	143.265	146.995
Other receipts.....		713940-SM	12/04	128.901	130.417	130.417	131.593	132.462
Accommodation.....	721		12/96	187.105	192.988	189.549	189.565	188.919
Accommodation.....	7211		12/96	187.105	192.988	189.550	189.565	188.919
Hotels (exc casino hotels) and motels.....	72111		12/03	163.417	169.569	168.140	168.372	167.097
Hotels and motels, except casino hotels.....	721110		12/03	163.426	169.586	168.155	168.386	167.112
Primary services.....		721110-P	12/03	165.719	172.127	170.636	170.846	169.590
Guestroom rental.....		721110-1	12/03	168.255	176.696	174.561	174.860	172.766
Limited service hotels and motels guestroom rental.....		721110-101	06/93	202.298	199.468	191.641	190.896	181.955
Full service hotels and motels guestroom rental.....		721110-102	06/93	280.444	289.676	273.166	261.296	250.169
Luxury and resort hotels guestroom rental.....		721110-103	06/93	232.231	250.904	259.573	270.123	282.695
Hotel and motel food and beverage and related services.....		721110-2	12/03	153.359	153.070	153.770	153.684	153.723
Hotel and motel food and nonalcoholic beverage and related services.....		721110-201	12/03	149.665	149.317	150.159	150.055	150.101
Hotel and motel alcoholic beverage and related services.....		721110-202	12/03	172.711	172.711	172.711	172.711	172.711
Other hotel and motel services.....		721110-5	12/10	152.291	153.429	153.364	153.373	159.408
Other receipts.....		721110-SM1	12/10	175.172	164.663	167.411	170.118	165.891
Casino hotels.....	72112		12/03	132.448	134.412	128.563	128.101	129.211
Casino hotels.....	721120		12/03	132.427	134.391	128.543	128.081	129.191
Primary services.....		721120-P	12/03	133.983	135.990	130.030	129.558	130.501
Casino hotel guestroom rental.....		721120-1	06/01	148.660	162.829	146.082	142.465	138.854
Casino hotel food and beverage and related services.....		721120-2	12/03	206.565	207.439	207.824	206.624	207.394
Casino hotel food and nonalcoholic beverage and related services.....		721120-201	12/03	185.956	187.207	187.745	186.036	186.164
Casino hotel alcoholic beverage and related services.....		721120-202	12/03	265.086	265.073	265.095	265.095	267.745
Casino gaming receipts.....		721120-5	06/01	117.739	117.459	112.378	112.664	114.528
Other casino hotel services.....		721120-6	06/11	103.341	103.341	103.341	103.341	106.390
Other receipts.....		721120-SM1	06/11	129.971	129.080	129.454	129.700	148.566
Commercial machinery repair and maintenance.....	8113		06/06	175.473	179.217	179.394	179.406	179.404
Commercial machinery repair and maintenance.....	81131		06/06	175.493	179.237	179.415	179.426	179.425
Commercial machinery repair and maintenance.....	811310		06/06	175.432	179.170	179.348	179.359	179.358
Primary services.....		811310-P	06/06	160.531	162.430	162.667	162.667	162.667
Maintenance and repair services for agricultural, construction, and mining machinery.....		811310-5	12/13	152.013	159.294	159.448	159.448	159.448
Maintenance and repair services for commercial and service industry machinery.....		811310-6	12/13	136.766	136.766	137.338	137.338	137.338
Maintenance and repair services for industrial machinery.....		811310-7	12/13	116.798	116.798	116.798	116.798	116.798
Maintenance and repair services for general purpose machinery.....		811310-8	12/13	136.298	136.298	136.509	136.509	136.509
Other receipts.....		811310-SM	06/06	212.135	221.041	221.041	221.085	221.034
Special indexes								
New nonresidential building construction by contractor type/region.....	236400		02/14	154.357	158.457	158.655	158.795	161.878

See footnotes at end of table.

Table 11. Producer price indexes for net output of selected industries and their products, not seasonally adjusted — Continued
[January 2023]

Title ¹	Industry code	Product code	Index base	Unadjusted index ²				
				Sept. 2022	Oct. 2022 ^p	Nov. 2022 ^p	Dec. 2022 ^p	Jan. 2023 ^p
New nonresidential building construction by contractor type/region - Continued								
General contractors.....		236400-1	02/14	151.737	155.217	155.367	155.369	158.287
General contractors, Northeast.....		236400-11	02/14	141.865	145.612	145.481	144.990	146.158
General contractors, South.....		236400-12	02/14	154.885	158.900	158.900	158.900	163.150
General contractors, Midwest.....		236400-13	02/14	141.480	144.319	144.298	144.676	145.572
General contractors, West.....		236400-14	02/14	163.062	166.066	166.809	166.871	170.818
Plumbing, heating, and air conditioning contractors.....		236400-221	02/14	136.184	144.505	145.332	146.510	148.327
Plumbing, heating, and air conditioning contractors, Northeast.....		236400-2211	02/14	160.146	167.457	167.457	171.379	173.654
Plumbing, heating, and air conditioning contractors, South.....		236400-2212	02/14	131.049	140.790	140.790	140.930	143.005
Plumbing, heating, and air conditioning contractors, Midwest.....		236400-2213	02/14	129.104	137.897	138.471	138.485	139.471
Plumbing, heating, and air conditioning contractors, West.....		236400-2214	02/14	129.310	135.816	138.949	140.460	142.270
Electrical contractors.....		236400-222	02/14	169.347	172.180	172.108	171.742	187.028
Electrical contractors, Northeast.....		236400-2221	02/14	173.062	175.307	176.367	176.731	190.408
Electrical contractors, South.....		236400-2222	02/14	164.266	167.394	167.715	167.807	182.798
Electrical contractors, Midwest.....		236400-2223	02/14	164.290	166.734	166.131	164.004	179.448
Electrical contractors, West.....		236400-2224	02/14	177.913	181.153	180.070	180.039	196.777
Roofing contractors.....		236400-223	02/14	161.465	162.564	162.559	162.559	173.257
Roofing contractors, Northeast.....		236400-2231	02/14	141.775	144.337	144.306	144.306	154.501
Roofing contractors, South.....		236400-2232	02/14	183.396	183.903	183.903	183.903	198.630
Roofing contractors, Midwest.....		236400-2233	02/14	156.999	158.798	158.798	158.798	165.404
Roofing contractors, West.....		236400-2234	02/14	145.512	145.730	145.730	145.730	156.230
Poured concrete foundation and structure contractors.....		236400-224	02/14	167.696	169.491	169.687	169.753	168.167
Poured concrete foundation and structure contractors, Northeast.....		236400-2241	02/14	154.531	156.423	156.325	156.799	155.101
Poured concrete foundation and structure contractors, South.....		236400-2242	02/14	182.335	184.032	184.150	184.150	181.633
Poured concrete foundation and structure contractors, Midwest.....		236400-2243	02/14	160.447	162.544	163.186	163.186	161.117
Poured concrete foundation and structure contractors, West.....		236400-2244	02/14	161.768	163.328	163.328	163.328	163.342
New nonresidential building construction by region.....	236500		02/14	154.846	158.827	159.000	159.107	162.455
New nonresidential building construction, Northeast.....		236500-1	02/14	159.839	163.711	163.907	164.419	166.733
New nonresidential building construction, South.....		236500-2	02/14	151.941	156.072	156.147	156.184	160.268
New nonresidential building construction, Midwest.....		236500-3	02/14	149.278	152.852	152.884	152.657	154.916
New nonresidential building construction, West.....		236500-4	02/14	160.092	164.306	164.739	164.941	168.708
Nonresidential building maintenance & repair.....	2381MR		04/09	141.728	142.568	142.736	142.813	143.891
General medical and surgical hospitals by patient type.....	62211A							
Medicare patients.....		62211A-2	12/92	185.931	190.444	190.442	190.636	192.860
Medicaid patients.....		62211A-4	12/92	149.644	149.467	149.489	149.489	149.602
Private insurance and all other patients.....		62211A-6	12/92	295.987	294.863	294.160	295.592	298.567
Private insurance patients.....		62211A-61	06/14	129.066	128.479	127.987	128.670	129.833
All other patients.....		62211A-62	06/14	128.470	128.470	129.113	129.439	131.724
Premiums for property and casualty insurance ³	924126		06/98	160.115	160.090	160.199	161.755	163.110
Primary services.....		924126-P	06/98	160.269	160.244	160.353	161.911	163.267
Premiums for private passenger auto insurance.....		924126-1	06/98	189.913	190.512	190.701	193.665	197.103
Premiums for homeowner's insurance.....		924126-2	06/98	220.134	218.170	218.747	219.942	219.960
Premiums for commercial auto insurance.....		924126-3	06/98	120.088	120.051	120.136	120.128	119.974
Premiums for non-auto liability insurance.....		924126-4	06/98	123.057	123.034	123.034	123.034	123.261
Premiums for medical malpractice insurance.....		924126-402	06/98	118.394	118.270	118.270	118.270	118.994
Premiums for product and other non-auto liability insurance.....		924126-403	06/98	123.652	123.652	123.652	123.652	123.791
Premiums for commercial multiple peril insurance.....		924126-5	06/98	136.623	136.626	136.797	140.275	140.650
Premiums for worker's compensation insurance.....		924126-6	06/98	99.176	99.183	98.502	98.502	98.210
Premiums for other property and casualty insurance.....		924126-7	12/03	118.402	118.354	118.455	118.455	118.483

¹ Industry and product class indexes may include products not shown separately.

² All indexes are subject to revision for 4 months after their originally scheduled publication to incorporate late reports and corrections by survey respondents.

³ The special index for 924126, in which prices reflect premiums only, contrasts with the index shown elsewhere in this table for NAICS 524126, where prices reflect premiums plus the amount of investment income earned on the invested portion of the premium.

p Preliminary

"-" Data not available.

n.e.c. = Not elsewhere classified.

NOTE: Titles of some industries and products are not shown in this table because they fail to meet our publication criteria.

Table 12. Producer price index percentage changes for the net output of selected industries and their products, not seasonally adjusted
[January 2023]

Title ¹	Industry code	Product code	Unadjusted 12-month percent change ²	Unadjusted 1-month percent change ²				
				Jan. 2022 to Jan. 2023 ^P	Aug. to Sept.	Sept. to Oct. ^P	Oct. to Nov. ^P	Nov. to Dec. ^P
Logging.....	1133		0.8	-0.1	-0.5	0.2	-0.3	-0.7
Logging.....	11331		0.8	-0.1	-0.5	0.2	-0.3	-0.7
Logging.....	113310		0.8	-0.1	-0.5	0.2	-0.3	-0.7
Primary products.....		113310-P	0.8	-0.1	-0.5	0.2	-0.3	-0.7
Secondary products and miscellaneous receipts.....		113310-SM						
Mining								
Total mining industries.....			2.5	-4.6	-12.3	-3.6	2.6	-5.1
Oil and gas extraction.....	211		-2.1	-7.9	-19.6	-6.7	6.1	-8.8
Oil and gas extraction.....	2111		-2.1	-7.9	-19.6	-6.7	6.1	-8.8
Crude petroleum and natural gas extraction.....	211111		-6.3	-7.7	-18.7	-7.5	4.6	-14.0
Primary products.....		211111-P	-6.3	-7.7	-18.7	-7.5	4.6	-14.0
Crude petroleum.....		211111-1	-10.6	-6.7	2.4	-2.5	-13.4	-2.2
Natural gas (from the wellhead).....		211111-3	-10.1	-8.5	-35.4	-13.7	30.0	-32.4
Natural gas liquids extraction.....	211112		19.5	-9.2	-25.1	-1.8	15.3	21.1
Primary products.....		211112-P	19.5	-9.2	-25.1	-1.8	15.3	21.1
Natural gas liquids.....		211112-1	-31.6	-14.6	-13.4	1.1	-12.8	-2.4
Isopentane and natural gasoline.....		211112-11	-10.7	-9.3	5.6	-5.2	-4.2	14.9
Propane.....		211112-12	-37.8	-11.1	-14.5	-1.6	-22.2	18.7
Butane.....		211112-13	-33.0	-11.7	-7.8	1.2	-9.7	19.8
Plant condensate, ethane, gas mixtures, and other natural gas liquids.....		211112-14	-31.4	-17.3	-18.2	3.8	-12.4	-14.7
Residue gas shipped from natural gas liquids plants.....		211112-3	110.7	-4.4	-34.4	-4.8	46.8	55.7
Mining (except oil & gas).....	212		13.4	0.4	-0.5	0.7	-3.5	3.4
Coal mining.....	2121		25.9	1.2	0.3	-1.7	-8.2	2.2
Coal mining.....	21211		25.9	1.2	0.3	-1.7	-8.2	2.2
Coal mining.....	212110		-	-	-	-	-	2.2
Primary products.....		212110-P	-	-	-	-	-	2.2
Coal, utility sold.....		212110-1	-	-	-	-	-	2.8
Bituminous coal and lignite surface mining (utility sold).....		212110-11	9.5	2.1	1.3	0.5	-2.7	1.7
Raw bituminous and lignite from surface mining operations (utility sold).....		212110-111	32.7	2.4	0.3	-0.2	-0.3	1.4
Processed bituminous coal and lignite surface operations (utility sold).....		212110-113	4.2	2.0	1.5	0.7	-3.4	1.8
Bituminous coal underground mining (utility sold).....		212110-12	43.0	0.6	-0.3	-3.1	-11.7	3.4
Raw bituminous coal shipped from underground mining operations (utility sold).....		212110-121	-	-	-	-	-	5.7
Processed bituminous coal shipped from underground mines (utility sold).....		212110-123	42.6	0.6	-0.3	-3.1	-11.7	3.1
Coal exports.....		212110-4	-	-	-	-	-	-0.5
Coal non-utility sold (including anthracite).....		212110-5	35.1	4.8	1.2	0.0	0.0	-0.7
Metal ore mining.....	2122		0.8	-1.6	-2.4	5.3	-0.2	5.7
Iron ore mining.....	21221		15.0	-0.3	0.4	1.5	-0.1	0.9
Iron ore mining.....	212210		15.0	-0.3	0.4	1.5	-0.1	0.9
Primary products.....		212210-P	15.0	-0.3	0.4	1.5	-0.1	0.9
Iron ore (including crude, concentrates, agglomerates and pellets).....		212210-0	15.0	-0.3	0.4	1.5	-0.1	0.9
Copper, nickel, lead & zinc mining.....	21223		-4.7	0.4	1.4	12.2	-4.4	6.7
Copper, nickel, lead and zinc mining.....	212230		-4.7	0.4	1.4	12.2	-4.4	6.7
Primary products.....		212230-P	-5.8	1.2	1.2	12.8	-6.7	7.6
Secondary products and miscellaneous receipts.....		212230-SM						
Other metal ore mining.....	21229		-	-2.4	-8.9	-	-	-
Other metal ore mining.....	212290		-	-2.4	-8.9	-	-	-
Primary products.....		212290-P	-	-2.5	-9.1	-	-	-
Other metal ores, including uranium.....		212290-1	-	-2.5	-9.1	-	-	-
Secondary products and miscellaneous receipts.....		212290-SM2						
Nonmetallic mineral mining & quarrying.....	2123		12.2	1.2	0.0	-0.2	0.3	2.1
Stone mining & quarrying.....	21231		11.7	0.3	-0.2	-0.2	0.7	2.8
Dimension stone mining and quarrying.....	212311		13.8	0.0	0.0	0.0	0.0	10.1
Primary products.....		212311-P	14.9	0.0	0.0	0.0	0.0	10.5
Dimension stone.....		212311-0	14.9	0.0	0.0	0.0	0.0	10.5
Secondary products and miscellaneous receipts.....		212311-SM						
Crushed and broken limestone mining.....	212312		12.5	-0.1	-0.1	0.1	1.2	1.7

See footnotes at end of table.

Table 12. Producer price index percentage changes for the net output of selected industries and their products, not seasonally adjusted — Continued
[January 2023]

Title ¹	Industry code	Product code	Unadjusted 12-month percent change ²	Unadjusted 1-month percent change ²				
				Jan. 2022 to Jan. 2023 ^P	Aug. to Sept.	Sept. to Oct. ^P	Oct. to Nov. ^P	Nov. to Dec. ^P
Crushed and broken limestone mining - Continued								
Primary products.....		212312-P	11.7	-0.1	-0.1	0.1	1.3	1.2
Crushed and broken limestone.....		212312-0	11.7	-0.1	-0.1	0.1	1.3	1.2
Secondary products and miscellaneous receipts.....		212312-SM						
Crushed and broken granite mining.....								
Primary products.....	212313	212313-P	6.2	0.5	1.1	-1.7	-0.7	0.9
Crushed and broken granite.....		212313-0	6.1	0.5	1.1	-1.8	-0.7	0.9
Secondary products and miscellaneous receipts.....		212313-SM						
Other crushed and broken stone mining.....								
Primary products.....	212319	212319-P	12.2	2.5	-2.5	0.1	0.0	7.9
Bituminous limestone and sandstone, and other crushed and broken stone.....		212319-0	12.9	2.8	-2.7	0.1	0.1	8.3
Secondary products and miscellaneous receipts.....		212319-SM						
Sand/gravel/clay/refractory minerals mining.....								
Primary products.....	212322		14.4	2.5	0.2	-0.1	-0.1	4.2
Construction sand and gravel mining.....								
Primary products.....	212321	212321-P	12.1	-0.1	0.2	-0.1	-0.2	3.4
Construction sand and gravel (run of pit/bank, washed, screened, etc).....		212321-0	11.9	-0.1	0.3	0.0	-0.2	3.4
Construction sand and gravel, Midwest.....		212321-02	14.4	-0.4	0.2	0.0	-0.4	5.3
Construction sand and gravel, West.....		212321-04	7.9	0.0	0.4	0.0	-0.1	1.2
Secondary products and miscellaneous receipts.....		212321-SM						
Miscellaneous receipts.....		212321-M	10.1	0.0	0.0	0.0	0.0	3.6
Kaolin, clay, and ceramic and refractory minerals mining.....								
Primary products.....	212323	212323-P	-	-	-	-	-	7.5
Kaolin and ball clay.....		212323-1	17.9	3.9	0.0	0.0	0.0	13.6
Bentonite.....		212323-2	13.8	0.0	0.9	0.0	0.0	2.0
Secondary products and miscellaneous receipts.....		212323-SM						
Other nonmetallic mineral mining & quarrying.....								
Primary products.....	212399		8.9	1.4	0.4	-0.2	-0.2	-3.4
Other nonmetallic mineral mining and quarrying.....								
Primary products.....	212390	212390-P	-	-	-	-	-	-3.4
Rock salt.....		212390-5	-1.8	0.0	0.0	0.1	0.0	0.2
All other nonmetallic minerals, including gypsum.....		212390-9	10.4	2.3	-0.4	-0.8	0.0	2.5
Secondary and miscellaneous.....		212390-SM						
Mining support activities.....								
Mining support activities.....	213		8.6	2.2	0.2	0.4	-0.1	0.1
Mining support activities.....	2131		8.6	2.2	0.2	0.4	-0.1	0.1
Mining support activities.....	21311		8.6	2.2	0.2	0.4	-0.1	0.1
Drilling oil and gas wells.....								
Primary services.....	213111	213111-P	14.1	6.5	0.3	0.8	1.2	0.4
Oil and gas well directional drilling control.....		213111-03	14.1	6.5	0.3	0.8	1.2	0.4
Drilling oil and gas wells, including drilling in, spudding in or tailing in.....		213111-04	25.0	0.1	2.9	0.3	8.9	0.0
Reworking oil and gas wells.....		213111-05	14.4	8.3	0.0	0.8	0.4	0.5
Secondary products and miscellaneous receipts.....			4.4	0.8	0.0	1.1	0.0	0.0
Support activities for oil and gas operations.....								
Primary services.....	213112	213112-P	6.4	1.0	0.2	0.3	-0.5	0.0
Oil and gas field support services.....		213112-0	6.2	1.1	0.2	0.3	-0.1	0.0
Secondary products and miscellaneous receipts.....		213112-SM	6.2	1.1	0.2	0.3	-0.1	0.0
Support activities for coal mining.....								
Primary services.....	213113	213113-P	3.4	0.5	0.0	1.6	-0.4	0.4
Coal mining services.....		213113-0	3.4	0.5	0.0	1.6	-0.4	0.4
Support activities for metal mining.....								
Primary services.....	213114	213114-P	28.1	0.0	0.0	0.0	-2.3	0.0
Metal mining services.....		213114-0	28.1	0.0	0.0	0.0	-2.3	0.0
Support activities for nonmetallic minerals (except fuels) mining.....								
Primary services.....	213115	213115-P	-	0.0	-	-	-	-
Nonmetallic minerals (except fuels) mining support activity.....		213115-0	-	0.0	-	-	-	-
Utilities.....								
Electric power generation, transmission, and distribution.....	221		19.6	-1.5	-12.4	-4.5	17.9	-6.8
Electric power generation.....	2211		20.1	-2.2	-14.2	-5.1	21.7	-10.1
Electric power generation.....	22111		36.8	4.4	-27.6	-6.4	63.4	-27.7
Electric power generation.....	221110		36.8	4.4	-27.6	-6.4	63.4	-27.7
Primary products.....		221110-P	38.7	4.6	-28.1	-6.4	65.8	-28.0
Utilities.....		221110-4	37.7	5.6	-26.1	-6.2	38.3	-10.4

See footnotes at end of table.

Table 12. Producer price index percentage changes for the net output of selected industries and their products, not seasonally adjusted — Continued
 [January 2023]

Title ¹	Industry code	Product code	Unadjusted 12-month percent change ²	Unadjusted 1-month percent change ²				
				Jan. 2022 to Jan. 2023 ^P	Aug. to Sept.	Sept. to Oct. ^P	Oct. to Nov. ^P	Nov. to Dec. ^P
Electric power generation - Continued								
Non-utilities.....		221110-5	53.2	3.6	-30.2	-6.7	97.2	-36.7
Secondary products and miscellaneous receipts.....		221110-SM						
Electric power transmission, control, and distribution.....	22112		12.1	-5.7	-6.3	-4.5	3.0	1.4
Electric bulk power transmission and control.....	221121		4.0	2.3	-0.6	0.3	-0.5	0.5
Primary products.....		221121-P	4.0	2.3	-0.6	0.3	-0.5	0.5
Electric bulk power transmission and control.....		221121-3	4.0	2.3	-0.6	0.3	-0.5	0.5
Electric power distribution.....	221122		12.5	-6.0	-6.5	-4.7	3.1	1.5
Primary products.....		221122-P	12.6	0.0	-3.7	-2.8	0.9	4.7
Residential electric power.....		221122-41	12.1	-0.4	-1.5	-1.5	0.5	3.4
New England residential electric power.....		221122-411	29.4	0.0	7.9	0.0	1.1	14.2
Middle Atlantic residential electric power.....		221122-412	8.8	1.8	1.9	-3.3	2.0	0.8
East North Central residential electric power.....		221122-413	9.5	0.5	-7.5	0.3	2.5	3.7
West North Central residential electric power.....		221122-414	6.8	0.3	-5.8	-5.0	-4.0	1.4
South Atlantic residential electric power.....		221122-415	7.2	0.8	-1.9	-1.1	0.7	1.3
East South Central residential electric power.....		221122-416	11.3	-7.6	-2.0	-0.9	1.3	4.3
West South Central residential electric power.....		221122-417	21.8	-1.6	-2.3	-2.2	-1.4	2.5
Mountain residential electric power.....		221122-418	6.6	-1.4	0.5	-2.9	0.1	2.0
Pacific residential electric power.....		221122-419	14.2	0.0	0.1	0.0	0.0	5.5
Commercial electric power.....		221122-42	12.4	0.0	-5.1	-3.9	0.9	5.1
New England commercial electric power.....		221122-421	25.2	0.0	1.2	0.0	1.2	12.5
Middle Atlantic commercial electric power.....		221122-422	5.1	-0.7	-6.9	-6.3	4.8	4.5
East North Central commercial electric power.....		221122-423	9.5	0.7	-7.8	-0.4	2.3	5.6
West North Central commercial electric power.....		221122-424	7.0	0.4	-2.6	-5.1	-5.4	2.0
South Atlantic commercial electric power.....		221122-425	8.1	1.1	-0.5	-0.1	0.7	2.9
East South Central commercial electric power.....		221122-426	8.7	-4.7	-6.7	-2.3	3.2	2.9
West South Central commercial electric power.....		221122-427	22.5	2.4	-3.1	-4.1	-2.7	3.6
Mountain commercial electric power.....		221122-428	10.6	-2.3	0.5	-2.0	0.0	2.8
Pacific commercial electric power.....		221122-429	21.4	0.1	-10.4	-8.9	0.0	8.7
Industrial electric power.....		221122-43	14.3	1.1	-6.3	-3.9	2.2	7.5
New England industrial electric power.....		221122-431	14.9	-0.3	6.6	15.0	31.5	-7.9
Middle Atlantic industrial electric power.....		221122-432	6.9	2.8	-1.2	-4.5	-4.8	3.6
East North Central industrial electric power.....		221122-433	-6.7	0.4	-13.2	0.3	1.0	6.6
West North Central industrial electric power.....		221122-434	10.5	-4.9	-5.8	-7.2	0.0	3.2
South Atlantic industrial electric power.....		221122-435	8.2	1.0	0.7	-0.4	0.2	1.2
East South Central industrial electric power.....		221122-436	11.7	2.0	-11.1	-1.9	2.5	2.9
West South Central industrial electric power.....		221122-437	21.0	3.1	-1.1	0.6	-2.2	2.0
Mountain industrial electric power.....		221122-438	61.5	4.8	-6.2	-22.5	2.2	46.5
Pacific industrial electric power.....		221122-439	20.7	0.1	-11.9	-9.9	0.0	9.1
Transportation electric power.....		221122-45	2.9	0.7	-5.2	-0.5	0.3	5.7
Secondary products and miscellaneous receipts.....		221122-SM						
Miscellaneous receipts.....		221122-M	0.2	0.1	0.0	-0.4	-1.2	1.6
Natural gas distribution.....	2212		16.1	1.9	-3.9	-2.2	2.6	7.2
Natural gas distribution.....	22121		16.1	1.9	-3.9	-2.2	2.6	7.2
Natural gas distribution.....	221210		16.1	1.9	-3.9	-2.2	2.7	7.2
Primary products.....		221210-P	16.5	2.1	-4.1	-2.4	4.0	7.6
Natural gas to ultimate consumers.....		221210-11	17.2	2.4	-4.7	-2.7	4.2	7.6
Residential natural gas.....		221210-112	30.2	2.8	-1.8	-1.5	3.0	11.7
New England residential natural gas.....		221210-1121	17.8	12.8	1.9	9.0	-1.2	-0.3
Middle Atlantic residential natural gas.....		221210-1122	14.7	0.0	2.7	-0.1	0.9	4.2
East North Central residential natural gas.....		221210-1123	21.6	0.4	-2.4	-2.8	2.5	-1.3
West North Central residential natural gas.....		221210-1124	19.9	8.0	-9.2	-4.6	12.1	1.3
South Atlantic residential natural gas.....		221210-1125	17.1	9.4	-2.0	-6.1	-0.8	2.0
East South Central residential natural gas.....		221210-1126	-6.9	8.1	2.3	-6.3	-5.4	-0.7
West South Central residential natural gas.....		221210-1127	17.7	0.9	-3.1	-2.6	1.7	-0.7
Mountain residential natural gas.....		221210-1128	35.5	0.2	3.3	-0.2	-0.1	4.5
Pacific residential natural gas.....		221210-1129	87.4	1.8	-6.6	1.2	10.6	66.4
Commercial natural gas.....		221210-113	36.4	2.8	-3.7	-1.6	4.9	12.1
New England commercial natural gas.....		221210-1131	23.0	17.0	2.1	9.7	-2.4	0.2
Middle Atlantic commercial natural gas.....		221210-1132	11.8	0.8	-5.3	-0.5	3.3	-1.3
East North Central commercial natural gas.....		221210-1133	31.6	1.1	-2.3	-0.9	4.7	-1.4
West North Central commercial natural gas.....		221210-1134	25.2	5.0	-12.4	-5.5	14.3	-0.9
South Atlantic commercial natural gas.....		221210-1135	18.3	6.7	-1.4	-9.4	1.6	3.2

See footnotes at end of table.

Table 12. Producer price index percentage changes for the net output of selected industries and their products, not seasonally adjusted — Continued
 [January 2023]

Title ¹	Industry code	Product code	Unadjusted 12-month percent change ²	Unadjusted 1-month percent change ²				
				Jan. 2022 to Jan. 2023 ^P	Aug. to Sept.	Sept. to Oct. ^P	Oct. to Nov. ^P	Nov. to Dec. ^P
Natural gas distribution - Continued								
East South Central commercial natural gas.....		221210-1136	7.7	6.3	-3.7	-8.1	-3.4	-3.8
West South Central commercial natural gas.....		221210-1137	16.3	-3.5	-0.7	-6.5	0.6	0.3
Mountain commercial natural gas.....		221210-1138	47.9	0.0	4.9	-0.2	-0.1	4.9
Pacific commercial natural gas.....		221210-1139	111.8	4.3	-10.3	5.8	17.2	81.3
Industrial natural gas.....		221210-114	29.0	3.5	-6.8	-3.8	4.3	2.9
New England industrial natural gas.....		221210-1141	26.3	21.6	3.0	9.0	-2.7	0.3
Middle Atlantic industrial natural gas.....		221210-1142	23.3	0.7	17.8	-1.2	3.3	-8.8
East North Central industrial natural gas.....		221210-1143	14.6	0.9	-11.8	-1.4	6.7	-4.5
West North Central industrial natural gas.....		221210-1144	36.4	8.4	-4.5	-4.4	15.6	1.7
South Atlantic industrial natural gas.....		221210-1145	19.3	9.4	-3.6	-4.2	1.1	3.5
East South Central industrial natural gas.....		221210-1146	8.2	4.4	1.8	-5.8	-1.5	-8.9
West South Central industrial natural gas.....		221210-1147	28.5	1.6	-12.8	-12.6	1.2	-0.2
Mountain industrial natural gas.....		221210-1148	22.8	0.2	0.8	0.0	0.0	6.1
Pacific industrial natural gas.....		221210-1149	64.9	5.3	-6.5	12.1	7.9	29.4
To electric power.....		221210-115	-3.3	1.5	-7.9	-4.6	5.4	1.1
Delivered to ultimate consumers for the account of others (transportation only).....		221210-12	12.5	0.4	-0.1	0.0	3.1	7.7
Industrial consumer.....		221210-122	10.6	1.0	0.4	-0.2	0.7	5.4
Other consumers.....		221210-123	13.7	0.0	-0.5	0.2	4.6	9.1
Secondary products and miscellaneous receipts.....		221210-SM						
Miscellaneous receipts.....		221210-M	2.0	0.2	-1.1	0.4	0.5	0.0
Construction industries								
New industrial building construction.....	236211		17.3	0.1	2.8	0.2	-0.1	0.7
Primary products.....		236211-P	17.3	0.1	2.8	0.2	-0.1	0.7
New warehouse building construction.....	236221		13.6	0.3	2.0	0.3	-0.2	0.0
Primary products.....		236221-P	13.6	0.3	2.0	0.3	-0.2	0.0
New school building construction.....	236222		16.4	0.3	3.3	0.0	-0.1	1.4
Primary products.....		236222-P	16.4	0.3	3.3	0.0	-0.1	1.4
New office building construction.....	236223		19.5	0.2	2.2	0.1	0.4	3.4
Primary products.....		236223-P	19.5	0.2	2.2	0.1	0.4	3.4
New health care building construction.....	236224		17.8	0.1	3.3	0.1	0.1	1.7
Primary products.....		236224-P	17.8	0.1	3.3	0.1	0.1	1.7
Concrete contractors, nonresidential building work.....	23811X		8.4	0.2	1.1	0.2	0.3	-0.8
Primary products.....		23811X-P	8.4	0.2	1.1	0.2	0.3	-0.8
Roofing contractors, nonresidential building work.....	23816X		22.9	0.2	1.8	0.6	0.3	5.5
Primary products.....		23816X-P	22.9	0.2	1.8	0.6	0.3	5.5
Electrical contractors, nonresidential building work.....	23821X		19.0	0.4	1.1	0.0	-0.1	7.2
Primary products.....		23821X-P	19.0	0.4	1.1	0.0	-0.1	7.2
Plumbing, heating and air-conditioning contractors, nonresidential building work.....	23822X		13.4	0.1	3.4	0.2	0.3	0.8
Primary products.....		23822X-P	13.4	0.1	3.4	0.2	0.3	0.8
Manufacturing								
Total manufacturing industries.....			7.5	0.2	0.8	-0.4	-3.2	1.7
Food mfg.....	311		9.1	-0.2	-0.6	0.8	-0.8	0.5
Animal food mfg.....	3111		11.2	0.3	-1.0	0.1	-0.2	0.5
Animal food mfg.....	31111		11.2	0.3	-1.0	0.1	-0.2	0.5
Dog and cat food manufacturing.....	311111		12.0	0.0	0.0	0.8	0.1	0.3
Primary products.....		311111-P	13.8	0.0	0.0	0.9	0.1	0.3
Dog food.....		311111-1	14.0	-0.1	0.0	1.3	0.1	0.4
Canned dog food.....		311111-11	22.4	-0.1	0.0	0.1	0.0	0.0
Dry and semi moist dog food.....		311111-14	10.7	-0.1	0.1	1.8	0.1	0.5
Cat food.....		311111-4	13.1	0.0	0.0	0.0	0.0	0.2
Canned cat food.....		311111-44	17.6	0.0	0.0	0.0	0.0	0.0
Dry and semi moist cat food.....		311111-45	5.6	0.0	0.0	0.1	0.0	0.2
Secondary products and miscellaneous receipts.....		311111-SM						
Miscellaneous receipts.....		311111-M1	0.2	0.0	0.0	0.2	0.0	0.0
Other animal food manufacturing.....	311119		10.7	0.6	-1.7	-0.5	-0.4	0.7
Primary products.....		311119-P	10.6	0.6	-1.7	-0.3	-0.4	0.6
Complete swine feed, supplements, concentrates, and premixes.....		311119-B	-14.5	-1.7	-2.8	-0.1	-3.6	0.6
Complete beef cattle feed, supplements, concentrates, and premixes.....		311119-H	9.3	-2.3	0.4	0.0	-2.8	0.6

See footnotes at end of table.

Table 12. Producer price index percentage changes for the net output of selected industries and their products, not seasonally adjusted — Continued
 [January 2023]

Title ¹	Industry code	Product code	Unadjusted 12-month percent change ²	Unadjusted 1-month percent change ²				
				Jan. 2022 to Jan. 2023 ^P	Aug. to Sept.	Sept. to Oct. ^P	Oct. to Nov. ^P	Nov. to Dec. ^P
Other animal food manufacturing - Continued								
Poultry, exc. chicken and turkey, and livestock, exc. cattle and swine, feed.		311119-N	9.6	1.4	0.2	0.2	0.2	-0.6
Pet (excluding dog and cat), laboratory, and fur animal feed.		311119-R	11.8	1.8	0.1	-0.4	0.5	0.2
Chicken and turkey feed, supplements, concentrates, and premixes.		311119-1	15.0	0.6	-3.2	-0.9	-0.3	1.2
Complete dairy cattle feed, supplements, concentrates, and premixes.		311119-5	21.0	2.3	-1.0	0.2	1.9	0.6
Other prepared animal feeds, including feeding materials and adjuncts.		311119-9	12.8	1.3	-0.8	0.0	-0.9	0.1
Secondary products and miscellaneous receipts.		311119-SM						
Miscellaneous receipts.		311119-M	11.8	1.2	-1.3	-3.1	-0.5	1.3
Secondary products.		311119-S	10.3	0.0	0.1	-0.1	0.4	2.3
Grain & oilseed milling.	3112		12.2	1.4	-1.6	0.8	-1.3	0.4
Flour milling & malt mfg.	31121		14.0	3.0	2.4	0.5	-0.9	0.4
Flour milling.	311211		10.9	3.5	2.9	0.5	-1.8	-0.6
Primary products.		311211-P	11.7	3.5	3.2	0.6	-1.6	-0.6
Prepared flour mixes, including refrigerated and frozen doughs and batters, made in flour mills.		311211-A	19.2	4.5	0.0	0.1	0.5	1.3
Wheat flour (except flour mixes), made in flour mills.		311211-1	9.1	3.3	2.6	1.0	-3.0	-0.6
Wheat mill products, except flour.		311211-4	42.8	3.4	16.0	1.9	8.3	-4.6
Corn mill products.		311211-7	21.0	5.1	9.3	-1.1	0.2	2.0
Other grain mill products.		311211-9	-2.0	3.1	-7.0	-1.4	-0.6	-1.0
Secondary products and miscellaneous receipts.		311211-SM						
Miscellaneous receipts.		311211-M	-4.0	2.8	-0.3	-2.5	-8.8	-5.2
Rice milling.	311212		26.1	2.1	1.4	0.7	2.0	3.2
Primary products.		311212-P	26.2	2.1	1.4	0.7	2.0	3.2
Milled rice and byproducts.		311212-0	26.2	2.1	1.4	0.7	2.0	3.2
Milled rice (incl second heads, screenings, brewers, bran, sharps, rice flour, and byproducts).		311212-04	19.5	2.5	0.9	1.6	1.3	1.9
Head rice not packaged with other ingredients.		311212-06	28.7	1.7	1.6	0.6	0.8	4.8
Malt manufacturing.	311213		10.1	-0.1	0.0	-0.1	0.0	0.6
Primary products.		311213-P	11.0	-0.1	0.0	-0.1	0.1	0.6
Malt and malt byproducts.		311213-0	11.0	-0.1	0.0	-0.1	0.1	0.6
Secondary products and miscellaneous receipts.		311213-SM1						
Starch & vegetable fats & oils mfg.	31122		11.3	0.8	-3.4	0.8	-1.8	0.2
Wet corn milling and starch manufacturing.	311221		10.1	0.2	-0.2	-1.5	-0.2	3.1
Primary products.		311221-P	14.8	0.2	-0.2	-1.6	-0.3	3.0
Wet process corn byproducts.		311221-A	18.4	-2.0	1.4	1.6	-0.2	-0.1
Corn sweeteners, made by wet milling.		311221-1	16.2	0.9	-0.6	-5.4	-1.4	3.5
Manufactured starch, made by wet milling.		311221-4	3.7	-2.8	1.1	-1.0	0.2	-0.9
Secondary products and miscellaneous receipts.		311221-SM						
Soybean and other oilseed processing.	311224		11.5	0.4	-4.2	1.5	-1.8	-0.6
Primary products.		311224-P	7.2	-0.1	-2.9	3.6	-3.5	0.6
Cottonseed cake, meal, hulls, and other byproducts.		311224-B	23.1	9.9	8.1	-0.3	-4.7	0.5
Cottonseed cake and meal.		311224-B1	28.7	14.1	11.5	-0.8	-7.0	0.7
Soybean oil.		311224-3	5.3	-1.9	-1.8	7.8	-8.3	-2.4
Crude soybean oil, degummed, made from soybeans crushed in the same establishment.		311224-31	5.5	-2.2	0.7	2.9	-0.7	-1.7
Soybean oil, all other types.		311224-32	5.0	-1.7	-2.8	10.0	-11.4	-2.9
Soybean cake, meal, and other byproducts.		311224-4	7.7	1.1	-5.0	1.4	-0.1	2.3
Soybean cake and meal.		311224-41	5.1	-0.9	-3.6	-1.4	1.3	2.3
Other soybean products, including isolates and concentrates.		311224-42	38.9	22.8	-17.5	30.7	-11.4	2.6
Cotton linters.		311224-7	82.0	0.8	4.5	0.1	0.4	-0.1
Other crude and refined vegetable oils and other vegetable mill products.		311224-9	1.2	-0.5	0.8	-1.5	0.3	-0.5
Other crude vegetable oils, including linseed, peanut, sunflower, safflower, etc.		311224-91	0.1	-0.5	1.1	-0.9	0.7	-1.1
Other vegetable oil mill products, including all oil seed cake and meal.		311224-93	6.4	1.5	1.0	-2.7	-1.0	0.1
Secondary products and miscellaneous receipts.		311224-SM						
Miscellaneous products.		311224-M	32.0	3.5	-0.1	-3.5	-2.3	-3.7
Fats and oils refining and blending.	311225		11.4	2.0	-3.9	1.6	-3.3	0.4
Primary products.		311225-P	7.7	0.2	-3.4	2.8	-4.1	-2.1
Shortening and cooking oils.		311225-2	5.0	-1.1	-3.8	3.2	-4.6	-2.7
Margarine, butter blends, and butter substitutes.		311225-4	-	11.5	-0.2	-0.4	-0.3	-
Secondary products and miscellaneous receipts.		311225-SM						
Secondary products.		311225-S	-	25.1	-9.9	-10.0	2.8	-
Breakfast cereal manufacturing.	31123		12.9	0.8	-0.3	1.5	0.0	1.3

See footnotes at end of table.

Table 12. Producer price index percentage changes for the net output of selected industries and their products, not seasonally adjusted — Continued
 [January 2023]

Title ¹	Industry code	Product code	Unadjusted 12-month percent change ²	Unadjusted 1-month percent change ²				
				Jan. 2022 to Jan. 2023 ^P	Aug. to Sept.	Sept. to Oct. ^P	Oct. to Nov. ^P	Nov. to Dec. ^P
Breakfast cereal manufacturing - Continued								
Breakfast cereal manufacturing.....	311230		12.9	0.8	-0.3	1.5	0.0	1.3
Primary products.....		311230-P	13.3	0.0	0.0	1.8	0.0	1.4
Breakfast cereal.....		311230-1	13.3	0.0	0.0	1.8	0.0	1.4
Secondary products and miscellaneous receipts.....		311230-SM						
Sugar & confectionery product mfg.....	3113		10.7	1.1	0.8	0.8	0.3	0.5
Sugar mfg.....	31131		12.5	3.3	0.5	-0.1	0.9	1.2
Beet sugar manufacturing.....	311313		12.1	8.7	0.0	-1.5	0.7	0.5
Primary products.....		311313-P	12.3	8.8	0.0	-1.5	0.7	0.5
Beet sugar.....		311313-0	12.3	8.8	0.0	-1.5	0.7	0.5
Secondary products and miscellaneous receipts.....		311313-SM1						
Cane sugar manufacturing.....	311314		12.7	0.0	0.8	0.8	1.0	1.6
Primary products.....		311314-P	12.8	0.0	0.9	0.8	0.9	1.6
Raw cane sugar and sugarcane mill products and byproducts.....		311314-1	21.0	0.0	1.5	0.3	1.1	3.2
Refined granulated cane sugar and byproducts.....		311314-3	7.6	0.0	0.4	1.1	0.8	0.6
Secondary products and miscellaneous receipts.....		311314-SM						
Nonchocolate confectionery mfg.....	31134		8.3	0.0	0.5	0.9	0.7	0.4
Nonchocolate confectionery manufacturing.....	311340		8.3	0.0	0.5	0.9	0.7	0.4
Primary products.....		311340-P	8.5	0.1	0.4	0.9	0.8	0.4
Nonchocolate-type confectioneries.....		311340-5	11.2	0.0	0.5	1.1	0.9	0.5
Other confectionery-type products.....		311340-7	14.6	1.4	0.0	0.0	4.8	0.0
Secondary products and miscellaneous receipts.....		311340-SM						
Secondary products.....		311340-S	8.0	0.0	1.5	1.2	-0.1	0.0
Chocolate and confectionery manufacturing.....	31135		10.8	0.4	1.1	1.3	-0.3	0.2
Chocolate and confectionery mfg. from cacao.....	311351		12.6	2.2	1.9	1.1	0.3	0.4
Primary products.....		311351-P	13.1	1.7	2.2	1.3	0.3	0.4
Chocolate coatings, made from cacao beans.....		311351-1	-	1.0	4.1	1.1	0.3	-0.7
Chocolate/chocolate-type confectionery products, made from cacao beans.....		311351-4	3.6	2.1	0.4	0.0	0.0	0.0
Other chocolate and cocoa products, made from cacao beans.....		311351-7	17.7	1.9	2.4	2.6	0.6	0.8
Secondary products and miscellaneous receipts.....		311351-SM1						
Confectionery mfg. from purchased chocolate.....	311352		9.9	-0.5	0.7	1.3	-0.6	0.1
Primary products.....		311352-P	9.5	-0.6	0.6	1.6	-0.7	0.1
Chocolate/confectionery products, made from purchased chocolate.....		311352-3	9.6	-0.6	0.6	1.7	-0.8	0.1
Secondary products and miscellaneous receipts.....		311352-SM						
Miscellaneous receipts.....		311352-M	7.8	0.0	3.0	0.0	0.0	0.0
Fruit & vegetable preserving & specialty food mfg.....	3114		19.0	2.3	0.7	1.3	0.3	1.4
Frozen food manufacturing.....	31141		19.8	3.7	0.5	2.1	0.3	0.4
Frozen fruit and vegetable manufacturing.....	311411		21.5	4.4	1.5	3.4	0.1	0.5
Primary products.....		311411-P	18.8	5.4	0.3	2.6	0.0	0.6
Frozen fruits, juices, ades, drinks, and cocktails.....		311411-1	0.2	0.0	-2.0	4.7	0.0	-0.8
Frozen fruits.....		311411-11	-9.1	0.0	-4.7	-1.7	0.0	-1.6
Frozen vegetables.....		311411-4	24.4	6.9	0.9	2.1	0.1	1.0
Frozen vegetables, other than potato products.....		311411-47	12.9	1.3	1.0	1.0	0.1	0.0
Frozen potato products (French-fried, patties, puffs, etc.).....		311411-48	33.9	11.2	0.9	3.0	0.0	1.8
Secondary products and miscellaneous receipts.....		311411-SM						
Miscellaneous receipts.....		311411-M	65.9	-4.7	13.7	10.3	0.0	1.6
Frozen specialty food manufacturing.....	311412		18.4	3.3	-0.4	1.0	0.4	0.4
Primary products.....		311412-P	18.5	3.3	-0.3	0.9	0.5	0.4
Frozen dinners (beef, pork, and poultry pies) and nationality foods, incl. frozen pizza.....		311412-1	14.9	3.4	-0.4	1.1	0.6	0.5
Other frozen specialties, incl. all whipped topping, waffles, soups, etc., excluding seafood.....		311412-4	36.5	2.8	0.0	0.2	0.0	-0.1
Secondary products and miscellaneous receipts.....		311412-SM						
Secondary products.....		311412-S	22.0	3.8	-3.2	3.1	-1.0	-1.1
Fruit & vegetable canning, pickling & drying.....	31142		18.5	1.3	0.9	0.7	0.3	2.1
Fruit and vegetable canning.....	311421		19.5	1.4	0.9	1.2	0.3	1.8
Primary products.....		311421-P	19.3	1.4	0.8	1.2	0.3	1.7
Canned catsup and other tomato based sauces.....		311421-D	19.4	2.5	1.5	0.9	0.6	0.0
Canned jams, jellies, and preserves.....		311421-G	10.2	0.0	0.0	0.0	-0.1	1.6
Canned and fresh fruit juices, nectars, and concentrates.....		311421-K	16.2	0.6	1.0	1.3	-0.1	5.6

See footnotes at end of table.

Table 12. Producer price index percentage changes for the net output of selected industries and their products, not seasonally adjusted — Continued
 [January 2023]

Title ¹	Industry code	Product code	Unadjusted 12-month percent change ²	Unadjusted 1-month percent change ²				
			Jan. 2022 to Jan. 2023 ^P	Aug. to Sept.	Sept. to Oct. ^P	Oct. to Nov. ^P	Nov. to Dec. ^P	Dec. to Jan. ^P
Fruit and vegetable canning - Continued								
Pickles and other pickled products, including horseradish.....		311421-Q	13.8	0.0	0.7	0.6	0.0	0.0
Canned fruits, excluding baby foods.....		311421-1	22.9	0.3	0.6	0.3	0.2	3.9
Canned vegetables.....		311421-5	25.2	2.4	0.2	2.3	1.0	-0.8
Secondary products and miscellaneous receipts.....		311421-SM						
Miscellaneous receipts.....		311421-M	26.0	1.3	1.6	3.2	-6.0	0.3
Secondary products.....		311421-S	21.7	1.0	2.5	0.3	1.4	4.7
Specialty canning.....	311422		18.1	0.4	0.0	0.1	0.2	1.0
Primary products.....		311422-P	24.1	0.5	0.0	0.2	0.2	1.1
Canned baby foods and other canned specialty/nationality foods.....		311422-5	20.4	3.0	0.0	-0.1	0.0	4.6
Canned soups and stews, excluding frozen and seafood.....		311422-6	27.4	0.2	0.0	0.2	0.0	0.0
Canned dry beans.....		311422-7	13.0	0.0	0.0	0.5	1.2	0.0
Secondary products and miscellaneous receipts.....		311422-SM						
Dried and dehydrated food manufacturing.....	311423		15.3	2.3	2.0	-0.2	0.4	4.9
Primary products.....		311423-P	15.8	2.6	2.3	-0.4	0.5	5.2
Soup mixes (including dried/dehydrated/freeze-dried) and bouillon.....		311423-1	-	4.1	6.7	-4.6	0.0	6.3
Dried and dehydrated fruits and vegetables, including freeze-dried.....		311423-5	17.0	2.5	1.4	0.9	0.7	2.8
Secondary products and miscellaneous receipts.....		311423-SM						
Dairy product mfg.....	3115		7.6	-0.4	0.4	0.0	-0.9	-1.6
Dairy product (except frozen) mfg.....	31151		7.3	-0.5	0.4	0.0	-0.9	-1.6
Fluid milk manufacturing.....	311511		13.6	-1.4	0.3	1.4	-0.5	0.5
Primary products.....		311511-P	13.0	-1.6	-0.1	1.5	-0.7	0.3
Yogurt, except frozen.....		311511-A	12.1	0.0	1.1	0.0	0.0	0.0
Perishable dairy product substitutes.....		311511-D	23.0	0.0	0.1	0.0	6.6	15.0
Fluid milk and cream, bulk sales.....		311511-1	14.0	-0.6	1.6	0.2	-2.1	-5.1
Fluid milk and related products, packaged (incl. cartons, bottles, cans, etc.) excl. U.H.T.....		311511-5	11.6	-2.5	-0.9	2.4	-1.2	-0.5
Whole fluid milk, packaged, excluding U.H.T. and flavored.....		311511-51	11.3	-2.8	-1.0	2.4	-1.8	0.0
Fluid milk, lowfat, incl. 2.0, 1.0, and 0.5 percent packaged, excl. U.H.T. and flavored.....		311511-52	9.2	-3.1	-1.4	2.6	-1.0	0.2
Fat free or skim milk, packaged, excluding U.H.T. and flavored.....		311511-53	5.4	-3.8	-2.1	3.0	-0.2	0.0
Other fluid milk related products, incl. heavy & light cream, unflavored sour cream, etc.....		311511-59	24.1	0.3	0.9	1.5	-1.0	-2.3
Cottage cheese (including bakers', pot, and farmers' cheese).....		311511-7	7.3	-0.2	-0.4	1.1	-1.4	0.1
Other packaged milk products incl. flavored milks, eggnog, buttermilk etc.....		311511-9	12.5	-1.7	-0.2	1.9	-0.4	2.7
Secondary products and miscellaneous receipts.....		311511-SM						
Miscellaneous receipts.....		311511-M	16.9	-1.0	2.3	0.6	-0.4	2.3
Secondary products.....		311511-S	17.1	0.0	1.7	1.0	1.1	1.4
Creamery butter manufacturing.....	311512		-9.3	6.6	0.5	-9.0	-4.0	-12.5
Primary products.....		311512-P	-9.3	6.6	0.5	-9.0	-4.0	-12.5
Creamery butter.....		311512-0	-9.3	6.6	0.5	-9.0	-4.0	-12.5
Cheese manufacturing.....	311513		7.6	0.0	2.5	-0.1	0.3	-2.2
Primary products.....		311513-P	8.9	-0.6	3.1	-0.5	0.7	-1.1
Raw liquid whey.....		311513-A	-9.5	-0.7	-0.3	-14.3	-6.8	-1.7
Natural cheese (cheddar, Swiss, Italian, brick, cream, grated, dried etc.) excl. cottage cheese.....		311513-1	8.4	-0.7	2.9	-0.3	1.3	-1.0
Natural cheese, except lowfat, shipped in consumer packages or containers (3 lbs. or less).....		311513-1111	7.8	0.5	-0.1	-0.3	0.1	-0.3
Natural cheese, except lowfat, shipped in packages or containers (more than 3 lbs.) or bulk.....		311513-1121	8.5	-1.7	5.2	-0.4	2.1	-2.2
Lowfat natural cheese, except cottage cheese, shipped in consumer packages (3 lbs. or less).....		311513-1131	5.8	1.3	0.1	0.0	0.0	0.5
Lowfat natural cheese, except cottage cheese, shipped in packages (more than 3 lbs.) or in bulk.....		311513-1141	9.8	-3.0	8.0	-1.1	4.2	-1.2
Process cheese and related products.....		311513-4	10.1	-0.6	4.1	-1.2	-1.9	-1.3
Process cheese, shipped in consumer packages or containers (3 lbs. or less)...		311513-41	4.6	1.0	4.0	-2.1	-1.9	-2.8
All other process cheese and related products.....		311513-49	14.7	-1.7	4.2	-0.4	-1.9	-0.1
Process cheese, shipped in packages or containers (more than 3 lbs.) or in bulk.....		311513-4921	22.1	-6.0	-1.9	6.6	-0.7	-1.4
Cheese food, spread, and other related products.....		311513-4961	6.6	3.9	11.5	-7.8	-3.2	1.3
Secondary products and miscellaneous receipts.....		311513-SM						
Miscellaneous receipts.....		311513-M	17.5	-0.3	1.5	0.8	-1.8	6.5
Secondary products.....		311513-S	-2.3	3.7	-1.2	2.3	-2.1	-10.4
Dry, condensed, and evaporated dairy products.....	311514		-1.2	-1.0	-3.1	-0.8	-3.5	-1.3
Primary products.....		311514-P	-6.1	-2.2	-4.9	-0.3	-1.8	-1.1

See footnotes at end of table.

Table 12. Producer price index percentage changes for the net output of selected industries and their products, not seasonally adjusted — Continued
 [January 2023]

Title ¹	Industry code	Product code	Unadjusted 12-month percent change ²	Unadjusted 1-month percent change ²				
			Jan. 2022 to Jan. 2023 ^P	Aug. to Sept.	Sept. to Oct. ^P	Oct. to Nov. ^P	Nov. to Dec. ^P	Dec. to Jan. ^P
Dry, condensed, and evaporated dairy products - Continued								
Ice cream mixes and related products.....		311514-A	11.5	-1.2	0.0	-0.4	-1.8	-0.3
Dairy product substitutes.....		311514-D	11.2	0.0	0.0	4.1	0.0	0.0
Dry milk products and mixtures.....		311514-1	-14.9	-3.0	-8.4	-1.2	-2.2	-2.4
Milk products, shipped in consumer-type cans, excluding substitutes.....		311514-5	10.1	-0.4	0.4	0.2	-1.7	4.0
Concentrated milk products shipped in bulk (barrels, drums, and tanks).....		311514-7	-9.7	-6.9	-1.1	-5.6	-4.4	-4.8
Secondary products and miscellaneous receipts.....		311514-SM						
Secondary products.....		311514-S	-	2.8	2.4	-2.1	-8.4	-
Ice cream and frozen dessert mfg.....	31152		10.0	0.6	0.1	0.4	0.0	-0.7
Ice cream and frozen dessert manufacturing.....	311520		10.0	0.6	0.1	0.4	0.0	-0.7
Primary products.....		311520-P	10.6	0.6	0.1	0.3	0.0	-0.4
Ice cream and frozen dessert manufacturing.....		311520-0	10.6	0.6	0.1	0.3	0.0	-0.4
Ice cream, incl. custards (excl. lowfat and nonfat) shipped in bulk (containers 3 gal or more).....		311520-01	4.4	0.3	-1.3	0.0	-0.6	-1.6
Ice cream, incl. custards (excl. lowfat and nonfat) shipped in sizes less than 3 gallons.....		311520-02	9.0	0.8	0.2	0.7	0.1	-1.9
Ice cream, including custards (excluding lowfat and nonfat), novelty forms.....		311520-03	15.1	1.0	0.5	0.2	0.1	0.4
Ice cream, including custards, lowfat and nonfat.....		311520-04	15.9	0.0	0.0	0.0	0.0	4.3
Frozen desserts containing fats other than butterfat (incl. soy, rice, almond, oats, etc.).....		311520-06	-	-	-	-	-	0.0
Other frozen desserts (yogurt, sherbet, water ices, mellorine, frozen pudding, gelato, etc.).....		311520-09	10.7	0.3	0.0	0.0	0.0	2.7
Secondary products and miscellaneous receipts.....		311520-SM						
Miscellaneous receipts.....		311520-M	9.5	0.0	0.0	1.1	0.0	0.0
Secondary products.....		311520-S	-1.0	-	-	-	-	-
Animal slaughtering & processing.....	31161		-1.0	-3.2	-3.8	1.1	-2.7	1.9
Animal, except poultry, slaughtering.....	311611		0.2	-2.4	-2.7	2.0	0.9	3.9
Primary products.....		311611-P	-1.0	-2.6	-2.8	2.1	0.9	4.0
Pork, fresh/frozen, unprocessed, all cuts, except sausage, made in slaughtering plants.....		311611-A	7.0	-2.9	-0.2	0.2	-5.9	3.3
Pork, processed or cured, not canned or made into sausage, made in slaughtering plants.....		311611-G	14.8	21.5	-1.8	-3.3	1.2	-3.0
Fresh and processed sausage, deli, and cooked meats, made in slaughtering plants.....		311611-J	13.2	0.4	-0.6	2.3	-3.1	0.0
Hides, skins, and pelts, made in slaughtering plants.....		311611-Q	-12.4	0.8	3.8	-7.9	0.0	-0.8
Miscellaneous byproducts of slaughtering plants.....		311611-R	7.6	-0.9	2.2	2.6	-3.8	-1.2
Beef, fresh or frozen, not canned or made into sausage, made in slaughtering plants.....		311611-1	-4.9	-4.4	-4.6	2.9	3.9	6.5
Beef, fresh/frozen whole/half carcass, not canned or made into sausage, misp.....		311611-10	-6.2	-5.7	0.9	13.7	-11.4	9.6
Beef, fresh/frozen variety meats, not canned or made into sausage, made in slaughtering plants.....		311611-16	12.0	2.8	0.0	4.6	-1.3	6.2
Beef, fresh/frozen, primal and subprimal cuts, made in slaughtering plants.....		311611-17	-5.6	-4.7	-5.2	2.1	5.3	6.3
Lamb/mutton, fresh or frozen, not canned or made into sausage, made in slaughtering plants.....		311611-7	63.2	-0.9	0.0	77.6	-0.2	-0.2
Secondary products and miscellaneous receipts.....		311611-SM						
Secondary products.....		311611-S	29.4	3.0	0.2	-1.7	1.9	-0.1
Meat processed from carcasses.....	311612		1.3	-0.2	-0.6	-0.9	-0.9	-2.6
Primary products.....		311612-P	0.9	-0.3	-0.6	-1.0	-0.9	-2.6
Other processed, frozen, or cooked meats, made from purchased carcasses.....		311612-A	-3.2	-0.9	-1.2	-0.8	-0.4	-2.2
Boxed meat (beef, pork, lamb, etc.), made from purchased carcasses.....		311612-A1	-7.2	2.1	1.7	-0.8	0.3	-8.2
Frozen ground meat patties and other processed, frozen, or cooked meats, mfpc.....		311612-A5	-2.2	-2.2	-2.6	-0.9	-0.7	-0.2
Pork, processed or cured, not canned or made into sausage, mfpc.....		311612-1	-1.2	-0.6	1.3	-2.4	-1.4	-4.7
Pork, sweet-pickled, dry-cured, or dry salt, not canned or made into sausage, mfpc.....		311612-11	0.3	0.5	-0.3	-0.5	0.0	-0.1
Smoked hams and picnics, excluding canned, made from purchased carcasses.....		311612-12	-3.7	-4.6	6.6	0.4	0.3	-13.5
Smoked slab bacon, made from purchased carcasses.....		311612-13	-13.8	-0.7	-1.8	-8.7	-3.0	-1.6
Smoked sliced bacon, made from purchased carcasses.....		311612-14	-7.2	0.9	-1.0	-6.1	-3.9	-1.5
Other smoked pork, not canned or made into sausage, made from purchased carcasses.....		311612-15	13.3	2.4	0.6	-0.1	-0.8	-1.3
Boiled ham, barbecue pork, and other cooked pork, except canned meats and sausage, mfpc.....		311612-16	20.9	5.0	-2.4	2.3	0.3	-4.2
Sausage and similar products, excluding canned, made from purchased carcasses.....		311612-4	4.9	-0.8	-1.9	-0.1	-1.8	-1.6
Fresh sausage (pork sausage, breakfast links, etc.), excluding canned, mfpc.....		311612-41	10.7	-1.1	-3.1	-0.1	-4.2	-3.1
Dry or semidry sausage (salami, cervelat, pepperoni, summer sausage, pork roll, etc), mfpc.....		311612-42	3.2	-0.7	-2.4	-0.3	-1.5	-0.9

See footnotes at end of table.

Table 12. Producer price index percentage changes for the net output of selected industries and their products, not seasonally adjusted — Continued
 [January 2023]

Title ¹	Industry code	Product code	Unadjusted 12-month percent change ²	Unadjusted 1-month percent change ²				
			Jan. 2022 to Jan. 2023 ^P	Aug. to Sept.	Sept. to Oct. ^P	Oct. to Nov. ^P	Nov. to Dec. ^P	Dec. to Jan. ^P
Meat processed from carcasses - Continued								
Frankfurters, including wieners, excluding canned, made from purchased carcasses.....		311612-43	4.7	-0.4	-1.3	0.1	-0.3	0.6
Other sausage (smoked or cooked) & jellied goods & similar preparations, excluding canned, mfpc.....		311612-44	1.2	-0.8	0.1	0.3	0.0	-1.9
Secondary products and miscellaneous receipts.....		311612-SM						
Secondary products.....		311612-S	13.4	1.0	0.6	0.0	0.2	-0.5
Rendering and meat byproduct processing.....	311613		21.4	0.6	-4.4	-1.1	0.3	-1.0
Primary products.....		311613-P	22.0	0.2	-4.4	-1.0	0.6	-0.8
Lard, inedible tallow, and other greases, excluding wool grease.....		311613-2	20.8	0.4	1.5	0.5	-4.2	-0.2
Animal and marine feed and fertilizer byproducts.....		311613-5	22.7	0.1	-8.2	-2.0	4.0	-1.3
Meat and bone meal.....		311613-51	75.5	-8.7	-11.5	3.1	5.3	1.2
Animal and marine feed and fertilizer byproducts, except meat and bone meal..		311613-52	0.9	6.7	-6.1	-5.1	3.1	-3.6
Secondary products and miscellaneous receipts.....		311613-SM						
Poultry processing.....	311615		-5.9	-6.6	-7.7	1.6	-9.6	3.2
Primary products.....		311615-P	-6.1	-6.7	-7.8	1.6	-9.7	3.2
Processed poultry and small game (except soups), containing 20 percent or more poultry or meat.....		311615-D	-15.8	-15.0	-12.4	11.8	-26.7	14.7
Young chickens, including bulk, chilled, frozen, whole, and in parts.....		311615-1	-9.4	-3.8	-8.3	-3.5	-2.4	-0.8
Turkeys (including frozen, whole, and parts).....		311615-7	30.9	0.8	1.2	0.0	-0.3	0.0
Other poultry and small game (including frozen), whole, and parts.....		311615-9	24.6	0.1	-0.5	7.2	0.3	1.4
Secondary products and miscellaneous receipts.....		311615-SM						
Secondary products.....		311615-S	-0.5	0.3	1.5	-5.0	0.3	-1.2
Seafood product preparation & packaging.....	3117		2.6	0.7	0.2	-0.4	-0.5	-0.2
Seafood product preparation and packaging.....	31171		2.6	0.7	0.2	-0.4	-0.5	-0.2
Seafood product preparation and packaging.....	311710		2.6	0.7	0.2	-0.4	-0.5	-0.2
Primary products.....		311710-P	1.8	0.8	0.2	-0.5	-0.6	-0.2
Prepared frozen shellfish.....		311710-3	-13.0	-1.1	2.2	-1.9	-0.7	-1.4
Seafood canning.....		311710-5	-	2.5	0.0	0.0	0.0	-
Prepared fresh fish/seafood, inc. surimi/surimi-based products.....		311710-6	8.8	2.6	-0.4	-0.3	0.7	-0.4
Prepared frozen fish.....		311710-7	8.8	0.3	-1.5	1.0	-2.4	0.5
Other prepared fresh and frozen seafood.....		311710-9	15.3	0.1	3.3	-4.3	3.4	0.9
Secondary products and miscellaneous receipts.....		311710-SM						
Miscellaneous receipts.....		311710-M	-	-1.8	1.2	1.3	0.0	-
Secondary products.....		311710-S	-	-	-	-	-	-
Bakeries & tortilla mfg.....	3118		14.8	1.4	0.5	1.1	0.0	0.9
Bread & bakery product mfg.....	31181		15.4	0.8	0.5	1.3	0.2	0.5
Retail bakeries.....	311811		12.3	0.2	1.0	0.0	0.6	0.9
Primary products.....		311811-P	12.4	0.2	1.0	0.0	0.7	1.1
Retail bakery products.....		311811-0	12.4	0.2	1.0	0.0	0.7	1.1
Secondary products and miscellaneous receipts.....		311811-SM						
Miscellaneous receipts.....		311811-M	-	0.0	0.0	0.0	0.0	-
Commercial bakeries.....	311812		16.9	1.1	0.3	1.9	0.0	0.3
Primary products.....		311812-P	14.5	1.1	0.1	2.2	-0.1	0.3
Bread (white, wheat, rye, etc.), including frozen.....		311812-1	13.6	1.3	-0.7	0.9	0.6	-0.8
White pan bread.....		311812-15	19.2	1.4	-0.8	0.6	0.4	0.2
White hearth bread (French, Italian, etc.).....		311812-16	8.8	1.0	-0.4	0.6	0.1	0.0
Dark wheat breads (whole wheat, cracked wheat, multigrain, etc.).....		311812-17	11.1	0.6	-0.9	0.6	1.4	-0.7
Other variety breads (rye, unleavened, raisin, potato, self-rising, salt-free, canned, etc.).....		311812-18	8.0	2.1	-0.5	2.3	0.6	-3.3
Rolls, bread-type (including muffins, bagels, and croissants), including frozen.....		311812-5	16.9	1.6	0.0	5.8	-0.8	0.3
Rolls, hamburger and wiener.....		311812-51	18.0	2.7	-0.6	8.7	0.6	-0.3
All other rolls, bread-type (incl. muffins, bagels, and croissants).....		311812-59	15.7	0.5	0.6	2.8	-2.3	0.9
Soft cakes, excluding frozen.....		311812-7	4.8	0.2	0.2	-0.8	-0.4	0.7
Other sweet goods, excluding frozen.....		311812-9	18.8	-0.1	3.6	0.8	-0.1	3.0
Secondary products and miscellaneous receipts.....		311812-SM						
Miscellaneous receipts.....		311812-M	26.8	0.0	2.2	0.6	-0.3	0.5
Secondary products.....		311812-S	48.5	2.1	1.4	-1.4	1.0	1.2
Frozen cakes and other pastries manufacturing.....	311813		10.1	-0.4	1.1	-0.7	0.8	1.1
Primary products.....		311813-P	9.8	-0.5	0.9	-0.9	0.9	1.1
Frozen cakes, pies, and other pastries.....		311813-0	9.8	-0.5	0.9	-0.9	0.9	1.1
Secondary products and miscellaneous receipts.....		311813-SM						
Secondary products.....		311813-S	14.2	0.2	2.9	0.4	0.2	1.1

See footnotes at end of table.

Table 12. Producer price index percentage changes for the net output of selected industries and their products, not seasonally adjusted — Continued
 [January 2023]

Title ¹	Industry code	Product code	Unadjusted 12-month percent change ²	Unadjusted 1-month percent change ²				
				Jan. 2022 to Jan. 2023 ^P	Aug. to Sept.	Sept. to Oct. ^P	Oct. to Nov. ^P	Nov. to Dec. ^P
Frozen cakes and other pastries manufacturing - Continued								
Cookie, cracker & pasta mfg.	31182		13.6	2.2	0.4	0.6	-0.2	1.6
Cookie and cracker manufacturing.	311821		2.5	0.3	0.1	0.0	0.0	0.0
Primary products.		311821-P	1.9	0.2	0.0	0.0	0.0	0.0
Crackers, biscuits, and related products.		311821-2	0.2	0.0	0.0	0.0	0.0	0.0
Saltines and all other crackers, cracker meal and crumbs, and biscuits.		311821-24	0.2	0.0	0.0	0.0	0.0	0.0
Cookies, wafers, and ice cream cones and cups (excluding frozen).		311821-4	3.2	0.3	0.0	0.0	0.0	0.0
Secondary products and miscellaneous receipts.		311821-SM						
Secondary products.		311821-S	8.1	3.0	1.7	0.0	0.0	0.0
Dry pasta, dough, and flour mixes manufacturing from purchased flour.	311824		23.3	3.7	0.7	1.0	-0.3	2.8
Primary products.		311824-P	24.9	3.8	1.0	0.3	0.0	3.0
Prepared flour mixes (incl refrigerated & frozen doughs & batters) made from purchased flour.		311824-1	22.9	5.1	0.7	0.5	0.0	0.1
Flour mixes (refrigerated & frozen doughs & batters), ex cake mixes, made from purchased flour.		311824-12	23.3	4.9	0.8	0.5	0.0	0.1
Dry macaroni, spaghetti and egg noodle products (excluding canned or frozen). ...		311824-3	28.4	0.9	1.7	0.0	0.0	8.9
Secondary products and miscellaneous receipts.		311824-SM						
Secondary products.		311824-S	16.0	-0.1	0.2	0.2	0.0	0.1
Tortilla mfg.	31183		15.9	3.2	2.1	2.3	0.0	0.6
Tortilla manufacturing.	311830		15.9	3.2	2.1	2.3	0.0	0.6
Primary products.		311830-P	18.4	3.4	2.3	2.7	0.0	0.7
Tortillas, sold in bulk or packages, excluding frozen or canned.		311830-0	18.4	3.4	2.3	2.7	0.0	0.7
Secondary products and miscellaneous receipts.		311830-SM						
Miscellaneous receipts.		311830-M	6.9	4.5	1.7	0.0	0.0	0.0
Secondary products.		311830-S	3.9	1.2	0.7	0.0	0.0	0.0
Other food manufacturing.	3119		17.4	1.1	2.9	1.1	0.8	-0.5
Snack food mfg.	31191		10.3	0.5	0.8	1.1	-0.5	-0.9
Roasted nuts and peanut butter manufacturing.	311911		-3.6	0.6	-0.2	-0.2	-1.7	-2.7
Primary products.		311911-P	-4.5	0.4	-0.2	-0.2	-1.8	-2.8
Nuts and seeds (salted, roasted, cooked, or blanched).		311911-1	-5.9	0.5	0.0	-0.2	-1.9	-3.3
Nuts (salted, roasted, cooked, or blanched), sold in bulk.		311911-11	-11.7	0.5	-1.4	-1.2	-3.5	-3.6
Canned nuts (salted, roasted, cooked, or blanched).		311911-12	2.7	0.3	1.0	2.7	-2.8	-0.8
All other packaged nuts, including all types of seeds (salted, roasted, cooked, or blanched).		311911-13	-1.8	0.7	0.5	-1.3	0.0	-0.2
Peanut butter.		311911-4	5.2	-0.6	-1.3	0.2	-1.3	0.5
Secondary products and miscellaneous receipts.		311911-SM						
Secondary products.		311911-S	16.3	6.8	0.0	0.0	-0.2	0.5
Other snack food manufacturing.	311919		17.4	0.5	1.2	1.6	0.0	0.0
Primary products.		311919-P	15.8	0.5	1.3	1.8	0.0	0.0
Potato chips and sticks, plain and flavored.		311919-1	15.8	1.3	2.6	1.7	0.0	0.0
Corn chips and related products.		311919-4	19.4	0.1	1.0	3.2	0.0	0.0
Other chips, sticks (hard pretzels, bacon rinds, popcorn (except candied), etc.). ...		311919-7	11.5	0.0	0.0	0.0	0.0	0.0
Secondary products and miscellaneous receipts.		311919-SM						
Coffee & tea mfg.	31192		18.9	3.2	0.9	0.6	0.3	1.8
Coffee and tea manufacturing.	311920		18.9	3.2	0.9	0.6	0.3	1.8
Primary products.		311920-P	19.4	3.5	1.0	0.6	0.4	1.9
Roasted coffee.		311920-1	21.1	4.2	1.0	0.7	0.4	1.8
Coffee, concentrated, including coffee substitutes.		311920-5	13.3	0.0	0.0	0.0	0.0	0.0
Tea in consumer packages.		311920-7	9.6	0.0	1.2	0.3	0.0	2.6
Secondary products and miscellaneous receipts.		311920-SM						
Miscellaneous receipts.		311920-M	-	0.0	0.0	0.0	0.0	-
Flavoring syrup & concentrate mfg.	31193		9.2	0.1	0.9	0.0	0.1	3.8
Flavoring syrup and concentrate manufacturing.	311930		9.2	0.1	0.9	0.0	0.1	3.8
Primary products.		311930-P	9.7	0.0	1.0	0.0	0.1	3.9
Liquid beverage bases, excluding use by soft drink bottlers.		311930-1	4.1	0.0	0.0	0.0	1.8	0.0
Soft drink flavoring syrup, sold in bulk.		311930-6	7.3	0.0	0.0	0.0	0.0	7.1
Other flavoring agents (except chocolate syrups).		311930-8	10.0	0.0	1.1	0.0	0.0	3.5
Secondary products and miscellaneous receipts.		311930-SM						
Secondary products.		311930-S	-	0.0	0.0	0.0	0.0	-
Seasoning & dressing mfg.	31194		7.5	2.1	0.5	0.5	0.1	0.0
Mayonnaise, dressing, and sauce manufacturing.	311941		12.1	4.4	0.6	1.2	0.1	0.0

See footnotes at end of table.

Table 12. Producer price index percentage changes for the net output of selected industries and their products, not seasonally adjusted — Continued
 [January 2023]

Title ¹	Industry code	Product code	Unadjusted 12-month percent change ²	Unadjusted 1-month percent change ²				
			Jan. 2022 to Jan. 2023 ^P	Aug. to Sept.	Sept. to Oct. ^P	Oct. to Nov. ^P	Nov. to Dec. ^P	Dec. to Jan. ^P
Mayonnaise, dressing, and sauce manufacturing - Continued								
Primary products.....		311941-P	10.7	5.0	0.6	0.3	0.0	0.0
Vinegar and cider.....		311941-1	3.9	0.0	0.0	0.0	0.0	0.0
Prepared sauces, excluding tomato-based sauces and sauces comprised of 20 percent or more meat.....		311941-4	12.9	4.0	2.0	0.6	0.0	0.0
Mayonnaise, salad dressings, and sandwich spreads.....		311941-7	10.3	5.9	0.0	0.2	0.0	0.0
Spoon-type salad dressing incl. mayonnaise, sandwich spreads, refrigerated dressings, semisolid.....		311941-75	5.2	2.3	0.0	0.4	0.0	0.0
Pourable-type salad dressing (reduced calorie, cheese, vinegar and oil, etc.)....		311941-76	16.3	9.9	0.0	0.0	0.0	0.0
Secondary products and miscellaneous receipts.....		311941-SM						
Miscellaneous receipts.....		311941-M	10.0	0.0	0.0	0.0	0.0	0.0
Secondary products.....		311941-S	19.6	2.0	0.9	5.8	0.4	0.0
Spice and extract manufacturing.....	311942		3.7	0.1	0.4	0.0	0.2	0.0
Primary products.....		311942-P	3.3	0.1	0.5	0.0	0.2	0.0
Table salt (evaporated), pepper (white and black), and other spices.....		311942-1	6.4	-0.2	0.4	0.0	-0.3	-0.1
Pepper and other spices in commercial sizes (1 lb or more).....		311942-16	-6.0	1.3	0.4	-0.1	0.1	-0.2
Flavoring extracts, emulsions, liquid flavors, and food colorings.....		311942-6	0.0	0.0	0.0	0.0	0.0	0.0
Dry mix food preparations.....		311942-7	6.5	0.4	1.3	0.0	0.9	0.0
Secondary products and miscellaneous receipts.....		311942-SM						
All other food mfg.....	31199		41.0	0.3	9.2	2.2	3.4	-2.5
Perishable prepared food manufacturing.....	311991		19.1	1.8	8.1	6.1	2.0	-3.6
Primary products.....		311991-P	20.1	1.8	8.8	6.5	2.2	-3.7
Perishable prepared foods.....		311991-0	20.1	1.8	8.8	6.5	2.2	-3.7
Secondary products and miscellaneous receipts.....		311991-SM						
Miscellaneous receipts.....		311991-M	5.0	0.3	0.3	1.2	0.5	0.2
All other miscellaneous food manufacturing.....	311999		60.5	-0.6	10.0	-0.2	4.3	-1.6
Primary products.....		311999-P	67.5	-1.0	11.4	-1.4	5.9	-1.7
All other miscellaneous manufactured foods.....		311999-0	67.5	-1.0	11.4	-1.4	5.9	-1.7
Secondary products and miscellaneous receipts.....		311999-SM						
Beverage & tobacco mfg.....	312		11.4	0.9	0.2	1.2	-0.3	2.8
Beverage mfg.....	3121		11.9	1.1	0.4	0.8	-0.4	3.5
Soft drink & ice mfg.....	31211		17.3	2.0	-0.2	0.2	-0.9	7.4
Soft drink manufacturing.....	312111		17.5	2.2	-0.4	0.3	-1.2	8.5
Primary products.....		312111-P	17.7	2.3	-0.7	0.4	-1.5	8.8
Soft drinks, non-carbonated.....		312111-A	24.8	3.4	-1.5	0.2	-5.1	19.6
Soft drinks, non-carbonated, all other types.....		312111-A3	9.3	4.1	1.1	0.9	0.0	3.1
Soft drinks, non-carbonated, fruit drinks, cocktails, ades.....		312111-A4	32.0	2.9	-3.7	-0.3	-9.6	28.5
Soft drinks, bottled, canned, glass, plastic, carbonated.....		312111-2	14.7	1.7	-0.3	0.4	0.1	4.3
Secondary products and miscellaneous receipts.....		312111-SM						
Miscellaneous receipts.....		312111-M	3.1	2.2	2.5	-0.8	1.5	-5.1
Secondary products.....		312111-S	11.9	0.5	-0.3	0.3	0.2	4.0
Bottled water manufacturing.....	312112		19.2	1.1	0.1	0.0	0.9	1.1
Primary products.....		312112-P	19.9	1.1	0.1	0.0	1.0	1.1
Bottled water.....		312112-0	19.9	1.1	0.1	0.0	1.0	1.1
Secondary products and miscellaneous receipts.....		312112-SM						
Miscellaneous receipts.....		312112-M	5.4	0.2	0.0	0.0	0.0	0.0
Secondary products.....		312112-S2	-	0.8	-0.2	0.0	0.0	-
Ice manufacturing.....	312113		18.8	0.0	7.2	1.1	5.2	0.0
Primary products.....		312113-P	18.9	0.0	7.4	1.1	5.3	0.0
Ice, manufactured (cubed, crushed, etc.), including can or block.....		312113-0	18.9	0.0	7.4	1.1	5.3	0.0
Secondary products and miscellaneous receipts.....		312113-SM						
Miscellaneous receipts.....		312113-M	12.2	0.3	0.3	0.0	0.0	0.0
Breweries.....	31212		6.2	0.1	1.1	0.4	-0.3	0.3
Breweries.....	312120		6.2	0.1	1.1	0.4	-0.3	0.3
Primary products.....		312120-P	6.1	0.0	1.3	0.4	-0.3	0.3
Canned beer and ale case goods.....		312120-1	6.2	-0.1	1.1	0.6	-0.6	0.2
Bottled beer and ale case goods.....		312120-5	6.3	0.2	1.7	0.4	0.1	0.1
Beer and ale in barrels and kegs.....		312120-7	3.2	0.2	0.3	0.2	-0.1	0.4
All other malt beverages and brewing products.....		312120-9	6.7	1.4	2.9	0.0	0.0	0.5
Secondary products and miscellaneous receipts.....		312120-SM						
Miscellaneous receipts.....		312120-M	15.0	0.6	-8.1	0.0	0.0	0.0

See footnotes at end of table.

Table 12. Producer price index percentage changes for the net output of selected industries and their products, not seasonally adjusted — Continued
 [January 2023]

Title ¹	Industry code	Product code	Unadjusted 12-month percent change ²	Unadjusted 1-month percent change ²				
			Jan. 2022 to Jan. 2023 ^P	Aug. to Sept.	Sept. to Oct. ^P	Oct. to Nov. ^P	Nov. to Dec. ^P	Dec. to Jan. ^P
Breweries - Continued								
Wineries.....	31213		7.0	0.0	1.4	4.2	0.0	0.1
Wineries.....	312130		7.0	0.0	1.4	4.2	0.0	0.1
Primary products.....		312130-P	7.3	0.1	1.4	4.4	0.0	0.2
Wines, brandy, and brandy spirits.....		312130-0	7.3	0.1	1.4	4.4	0.0	0.2
Wines, white, red, and rose grape, and other fruits, 14 percent or less alcohol...		312130-08	2.5	0.2	2.0	0.0	0.0	0.0
Wines, white grape, 14 percent or less alcohol content.....		312130-0811	4.6	0.0	4.5	0.0	0.0	-0.3
Wines, red grape, 14 percent or less alcohol content.....		312130-0821	0.3	0.0	0.0	0.0	0.0	0.3
Wines, rose grape and other fruits and berries, 14 percent or less alcohol. ...		312130-0831	4.3	2.0	0.0	0.0	0.0	0.6
Wines, dessert, effervescent, and wine coolers.....		312130-09	4.2	0.0	0.0	1.1	0.0	2.0
All other wines, brandy, and brandy spirits.....		312130-0B	25.2	0.0	0.0	20.5	0.0	0.5
Secondary products and miscellaneous receipts.....		312130-SM						
Miscellaneous receipts.....		312130-M	1.9	-2.4	0.0	0.0	0.0	0.0
Distilleries.....	31214		9.4	0.6	0.3	0.4	1.4	0.0
Distilleries.....	312140		9.4	0.6	0.3	0.4	1.4	0.0
Primary products.....		312140-P	9.5	0.7	0.3	0.3	1.4	0.0
Distilled liquor, excluding brandy.....		312140-2	18.4	1.4	0.7	1.2	3.0	0.0
Distilled whiskey, all other distilled liquor, excluding brandy.....		312140-22	10.9	0.0	0.0	0.2	0.0	0.0
Bottled liquor, excluding brandy.....		312140-5	2.0	0.0	0.0	-0.5	0.0	0.0
Bottled whiskey.....		312140-5B	-1.6	0.0	0.0	0.0	0.0	0.0
Bottled gin, vodka, rum, cordials, cocktails, and similiar compounds.....		312140-5C	5.2	0.0	0.0	-1.1	0.0	0.0
Secondary products and miscellaneous receipts.....		312140-SM						
Miscellaneous receipts.....		312140-M	14.2	0.0	0.0	2.5	0.0	4.6
Tobacco mfg.....	3122		10.5	0.6	0.0	1.8	0.0	1.5
Tobacco manufacturing.....	31223		10.5	0.6	0.0	1.8	0.0	1.5
Tobacco manufacturing.....	312230		10.5	0.6	0.0	1.8	0.0	1.5
Primary products.....		312230-P	10.7	0.7	0.0	1.8	0.0	1.5
Tobacco stemming and redrying.....		312230-0	4.3	0.0	1.0	1.6	0.0	1.6
Tobacco, unstemmed leaf, redried before packing.....		312230-01	4.0	0.0	0.2	3.1	0.0	0.5
Tobacco, stemmed.....		312230-04	-	0.0	1.8	0.0	0.0	-
Cigarettes, excluding electronic.....		312230-1	11.3	0.8	0.0	1.9	0.0	1.7
Other tobacco products.....		312230-9	7.7	0.2	0.0	1.0	0.0	0.2
Cigars.....		312230-91	1.0	0.0	0.0	0.0	0.0	0.0
Chewing and smoking tobacco.....		312230-94	8.7	0.0	0.0	1.3	0.0	0.3
Secondary products and miscellaneous receipts.....		312230-SM						
Textile mills.....	313		5.7	-0.5	-0.8	-0.4	-1.1	-0.9
Fiber, yarn, and thread mills.....	3131		-0.8	-2.9	-3.7	-1.6	-3.1	-3.2
Fiber, yarn, and thread mills.....	31311		-0.8	-2.9	-3.7	-1.6	-3.1	-3.2
Fiber, yarn, and thread mills.....	313110		-0.8	-2.9	-3.7	-1.6	-3.1	-3.2
Primary products.....		313110-P	-0.6	-2.9	-3.7	-1.6	-3.1	-3.2
Spun yarns.....		313110-4	-6.7	-4.2	-6.3	-2.4	-5.7	-4.8
Cotton spun yarns.....		313110-42	-	-3.3	-7.0	-2.9	-6.3	-6.4
Rayon, acetate, and lyocell spun yarns.....		313110-45	-	0.0	-0.5	0.0	0.0	-0.7
Noncellulosic fiber and other natural fiber (excluding cotton and wool) spun yarns.....		313110-47	-9.8	-5.8	-5.9	-1.8	-5.2	-5.5
Other noncellulosic fiber & other natural fiber yarns, spun & finished in the same est.....		313110-475	-	-	-	-	-	-
Textured and twisted yarns.....		313110-6	7.3	-1.2	0.0	-0.6	0.3	-1.7
Textured/cripped/bulked filament yarns, incl. stretch yarn, made from purchased filament yarn.....		313110-6H	10.4	-	-	-	-	-
Fabric mills.....	3132		8.8	0.1	-0.3	0.1	0.1	0.6
Broadwoven fabric mills.....	31321		7.3	0.3	-0.3	0.1	0.1	0.3
Broadwoven fabric mills.....	313210		7.3	0.3	-0.3	0.1	0.1	0.3
Primary products.....		313210-P	7.3	0.3	-0.3	0.0	0.1	0.3
Fabricated textile products, made in weaving mills.....		313210-W	-3.7	0.0	-3.4	0.0	0.0	1.0
Cotton broadwoven fabrics.....		313210-4	13.5	1.5	-1.5	-0.1	-0.4	0.0
Manmade, silk, and other natural fiber (excluding cotton and wool) broadwoven fabrics.....		313210-8	6.4	0.0	0.1	0.0	0.2	0.3
Greige manmade, silk, and other natural fiber (exc cotton/wool) broadwoven fabrics.....		313210-81	6.2	-0.2	0.1	-0.1	0.1	0.4
Finished manmade, silk, & natural fiber (exc cotton/wool) broadwoven, finished in weaving mills.....		313210-83	6.8	0.3	0.0	0.2	0.3	0.2

See footnotes at end of table.

Table 12. Producer price index percentage changes for the net output of selected industries and their products, not seasonally adjusted — Continued
[January 2023]

Title ¹	Industry code	Product code	Unadjusted 12-month percent change ²	Unadjusted 1-month percent change ²					
				Jan. 2022 to Jan. 2023 ^P	Aug. to Sept.	Sept. to Oct. ^P	Oct. to Nov. ^P	Nov. to Dec. ^P	Dec. to Jan. ^P
Broadwoven fabric mills - Continued									
Secondary products and miscellaneous receipts.....		313210-SM							
Narrow fabric mills and schiffli embroidery.....	31322		12.9	1.2	0.4	0.0	0.5	2.0	
Narrow fabric mills and schiffli embroidery.....	313220		12.8	1.2	0.4	0.0	0.5	2.0	
Primary products.....		313220-P	12.0	1.4	0.6	0.0	0.6	2.0	
Woven narrow fabrics (12 inches or less in width).....		313220-2	10.5	0.0	-0.8	-0.1	1.1	3.0	
Braided narrow fabrics (12 inches or less in width).....		313220-4	15.3	4.0	3.0	0.0	0.0	-0.4	
Secondary products and miscellaneous receipts.....		313220-SM							
Secondary products.....		313220-S	22.2	0.1	0.0	0.0	0.1	0.5	
Nonwoven fabric mills.....	31323		7.9	-0.2	-0.6	0.1	0.0	0.6	
Nonwoven fabric mills.....	313230		7.9	-0.2	-0.6	0.1	0.0	0.6	
Primary products.....		313230-P	6.9	-0.2	-0.7	0.1	0.0	0.6	
Nonwoven fabrics.....		313230-1	6.6	-0.1	-0.8	0.0	0.0	0.9	
Pressed, punched, or needled felts, excluding hats.....		313230-5	9.8	0.2	0.1	1.4	-0.6	-0.3	
Secondary products and miscellaneous receipts.....		313230-SM1							
Knit fabric mills.....	31324		14.5	0.5	1.0	-0.1	0.4	0.8	
Knit fabric mills.....	313240		14.5	0.5	1.0	-0.1	0.4	0.8	
Primary products.....		313240-P	15.2	0.4	1.2	-0.1	0.5	0.8	
Weft (circular) knit fabrics.....		313240-2	13.9	0.2	2.3	0.0	0.0	0.0	
Weft (circular) knit fabrics, greige goods (excluding hosiery).....		313240-21	4.8	0.0	0.0	0.0	0.0	0.0	
Weft (circular) knit fabrics, knit and finished in the same establishment (excl hosiery).....		313240-23	19.5	0.4	3.7	0.0	0.0	0.0	
Other knit fabrics and laces.....		313240-4	16.5	0.5	0.0	-0.1	1.0	1.5	
Warp knit fabrics, greige goods (excluding hosiery).....		313240-41	19.6	-0.1	0.0	-0.7	0.0	0.2	
Warp knit fabrics, knit and finished in same establishment.....		313240-43	18.1	0.8	0.0	0.0	1.4	2.8	
Secondary products and miscellaneous receipts.....		313240-SM1							
Textile and fabric finishing mills.....	3133		5.6	0.4	0.5	-0.1	-1.8	-1.5	
Textile and fabric finishing mills.....	31331		3.8	0.6	0.5	-0.2	-2.4	-2.5	
Textile and fabric finishing mills.....	313310		3.8	0.6	0.5	-0.2	-2.4	-2.5	
Primary products.....		313310-P	4.1	0.6	0.6	-0.2	-2.5	-2.6	
Textile and fabric finishing, except broadwoven.....		313310-B	21.1	3.7	2.4	-0.3	-0.6	-4.1	
Finished broadwoven fabrics, finished in finishing mills.....		313310-4	-4.8	-1.2	-0.6	-0.2	-3.8	-2.0	
Commission finishing of cotton broadwoven fabrics.....		313310-43	7.2	0.1	0.2	0.0	0.0	5.8	
Other finished broadwoven fabrics (excl. cotton and wool), finished in finishing mills.....		313310-45	-13.2	-2.2	-1.1	-0.3	-6.5	-6.4	
Other commission finishing of broadwoven fabrics (excl. cotton & wool).....		313310-47	5.8	0.2	0.1	0.0	0.0	0.0	
Secondary products and miscellaneous receipts.....		313310-SM							
Fabric coating mills.....	31332		9.7	0.1	0.5	0.2	-0.2	0.8	
Fabric coating mills.....	313320		9.7	0.1	0.5	0.2	-0.2	0.8	
Primary products.....		313320-P	9.2	0.1	0.5	0.1	-0.2	0.8	
Vinyl coated fabrics, including expanded vinyl coated.....		313320-1	8.5	0.0	0.7	-0.4	0.0	0.2	
Rubber coated fabrics, garments, and footwear.....		313320-4	10.7	0.0	1.3	0.0	0.0	0.0	
Coated or laminated fabrics and coated yarns, incl. impregnated fabrics.....		313320-5	9.2	0.2	0.3	0.4	-0.3	1.2	
Secondary products and miscellaneous receipts.....		313320-SM							
Secondary products.....		313320-S	4.8	-0.1	0.0	3.1	-0.2	0.0	
Textile product mills.....	314		6.0	0.3	0.6	0.7	-0.8	0.8	
Textile furnishings mills.....	3141		3.5	0.3	1.0	0.7	-1.7	0.0	
Carpet and rug mills.....	31411		3.3	0.3	0.6	1.0	-2.7	0.0	
Carpet and rug mills.....	314110		3.3	0.3	0.6	1.0	-2.7	0.0	
Primary products.....		314110-P	3.1	0.3	0.6	0.9	-2.8	0.0	
Carpet and rugs.....		314110-0	3.1	0.3	0.6	0.9	-2.8	0.0	
Secondary products and miscellaneous receipts.....		314110-SM							
Curtain and linen mills.....	31412		3.9	0.3	1.9	0.0	0.4	0.0	
Curtain and linen mills.....	314120		3.9	0.3	1.9	0.0	0.4	0.0	
Primary products.....		314120-P	2.9	0.3	2.2	0.0	0.0	0.0	
Curtains and draperies, made from purchased materials.....		314120-1	10.2	0.0	5.2	0.0	0.0	0.0	
Other household textile products, made from purchased materials.....		314120-8	0.9	0.4	1.3	0.0	0.0	0.0	
Bedspreads, made from purchased materials.....		314120-83	5.5	0.0	0.0	0.0	0.0	0.0	
Other household furnishings, made from purchased materials.....		314120-89	-0.4	0.5	1.6	0.0	0.0	0.0	
Secondary products and miscellaneous receipts.....		314120-SM							

See footnotes at end of table.

Table 12. Producer price index percentage changes for the net output of selected industries and their products, not seasonally adjusted — Continued
[January 2023]

Title ¹	Industry code	Product code	Unadjusted 12-month percent change ²	Unadjusted 1-month percent change ²				
				Jan. 2022 to Jan. 2023 ^P	Aug. to Sept.	Sept. to Oct. ^P	Oct. to Nov. ^P	Nov. to Dec. ^P
Curtain and linen mills - Continued								
Miscellaneous receipts.....		314120-M	10.5	0.0	0.0	0.0	3.3	0.0
Secondary products.....		314120-S	10.8	0.5	1.8	1.4	0.5	0.0
Other textile product mills.....	3149		9.4	0.2	-0.1	0.7	0.3	1.8
Textile bag and canvas mills.....	31491		4.1	0.0	0.0	0.0	0.4	0.9
Textile bag and canvas mills.....	314910		4.1	0.0	0.0	0.0	0.4	0.9
Primary products.....		314910-P	4.1	0.0	0.0	0.0	0.5	0.7
Textile bags.....		314910-1	5.5	0.0	0.0	0.0	0.0	5.5
Canvas and related products.....		314910-5	4.0	0.0	0.0	0.0	0.6	0.0
Secondary products and miscellaneous receipts.....		314910-SM						
Miscellaneous receipts.....		314910-M	0.0	0.0	0.0	0.0	0.0	0.0
Secondary products.....		314910-S	8.5	-0.1	0.0	0.2	0.0	2.2
All other textile product mills.....	31499		12.1	0.3	-0.1	1.0	0.2	2.3
Rope, twine, tire cord, and tire fabric mills.....	314994		8.3	0.1	-1.0	-2.2	-0.2	3.1
Primary products.....		314994-P	8.1	0.1	-1.1	-2.4	-0.2	3.0
Rope, cordage, and twine.....		314994-4	1.9	0.2	-1.1	-0.5	-0.5	3.0
Tire cord and tire fabrics.....		314994-7	12.0	0.0	-1.2	-3.5	0.0	3.0
Secondary products and miscellaneous receipts.....		314994-SM						
Miscellaneous receipts.....		314994-M	14.6	0.9	0.6	-0.2	0.0	8.0
All other miscellaneous textile product mills.....	314999		13.4	0.4	0.2	2.1	0.4	2.0
Primary products.....		314999-P	14.9	0.4	0.3	2.0	0.4	2.2
Embroideries (excluding Schiffl machine products) and embroidery contractors. . .		314999-6	3.8	0.4	0.0	0.6	0.0	1.0
Trimnings and findings, excluding automobile and apparel.....		314999-7	10.0	0.0	0.0	0.0	-7.2	7.0
All other miscellaneous fabricated textile products.....		314999-8	16.2	0.3	0.4	2.6	0.4	2.6
Secondary products and miscellaneous receipts.....		314999-SM						
Miscellaneous receipts.....		314999-M	8.1	0.1	0.0	4.1	-0.1	1.1
Secondary products.....		314999-S	4.3	1.1	0.0	0.8	0.7	0.0
Apparel manufacturing.....	315		4.3	0.5	0.0	0.6	0.0	0.4
Apparel knitting mills.....	3151		2.6	0.0	0.0	0.0	0.0	-0.2
Apparel Knitting Mills.....	31512		-	-	-	-	-	-0.2
Apparel knitting mills.....	315120		-	-	-	-	-	-0.2
Primary products.....		315120-P	-	-	-	-	-	-0.2
Hosiery and socks.....		315120-1	3.6	0.0	0.0	0.0	0.0	-0.2
Hosiery and socks.....		315120-10	3.6	0.0	0.0	0.0	0.0	-0.2
Other apparel knitting mills.....		315120-2	1.9	0.0	0.0	0.0	0.0	0.0
Secondary products and miscellaneous receipts.....		315120-SM						
Cut and sew apparel manufacturing.....	3152		3.9	0.4	0.0	0.8	0.0	0.6
Cut and sew apparel contractors.....	31521		3.2	0.0	0.2	3.0	0.0	0.0
Cut and sew apparel contractors.....	315210		3.2	0.0	0.2	3.0	0.0	0.0
Primary products.....		315210-P	3.3	0.0	0.2	3.1	0.0	0.0
Contract receipts for women's, girls', and infants' apparel.....		315210-2	-	0.0	0.0	0.0	-	-
Contract receipts for men's and boys' (including unisex) apparel.....		315210-4	8.0	0.0	0.5	7.5	0.0	0.0
Contract receipts for men's and boys' pants, work apparel, and other outerwear.....		315210-48	9.8	0.0	0.9	8.8	0.0	0.0
Secondary products and miscellaneous receipts.....		315210-SM						
Cut and sew apparel manufacturing (except contractors).....	31525		-	-	-	-	-	0.7
Cut and sew apparel manufacturing (except contractors).....	315250		-	-	-	-	-	0.7
Primary products.....		315250-P	-	-	-	-	-	0.7
Men's and boys' cut and sew apparel manufacturing.....		315250-1	16.1	0.1	0.0	0.6	0.0	0.7
Men's and boys' nightwear, robes, and underwear, made from purchased fabrics.....		315250-11	0.0	0.0	0.0	0.0	0.0	0.0
Men's and boys' suits, coats, and overcoats, made from purchased fabrics. . . .		315250-12	-	-	-	-	-	-
Men's and boys' shirts, except work shirts, made from purchased fabrics.....		315250-13	0.2	0.0	0.0	0.0	0.0	2.4
Men's and boys' pants, except work pants, made from purchased fabrics.....		315250-14	-	-	-	-	-	-
Men's and boys' work clothing, made from purchased fabrics.....		315250-15	3.9	1.0	0.0	0.6	0.0	0.0
Men's and boys' other outerwear, made from purchased fabrics.....		315250-16	23.0	-0.3	0.0	2.2	0.0	1.9
Women's, girls', and infants' cut and sew apparel manufacturing.....		315250-2	0.3	0.1	-0.2	0.0	0.0	0.0
Women's and girls' lingerie and nightwear, made from purchased fabrics.....		315250-21	0.7	0.0	0.0	0.0	0.0	0.0
Women's and girls' blouses and shirts, made from purchased fabrics.....		315250-22	0.1	0.0	0.0	0.0	0.0	0.0
Women's and girls' dresses, made from purchased fabrics.....		315250-23	0.0	0.0	0.0	0.0	0.0	0.0

See footnotes at end of table.

Table 12. Producer price index percentage changes for the net output of selected industries and their products, not seasonally adjusted — Continued
 [January 2023]

Title ¹	Industry code	Product code	Unadjusted 12-month percent change ²	Unadjusted 1-month percent change ²				
			Jan. 2022 to Jan. 2023 ^P	Aug. to Sept.	Sept. to Oct. ^P	Oct. to Nov. ^P	Nov. to Dec. ^P	Dec. to Jan. ^P
Cut and sew apparel manufacturing (except contractors) - Continued								
Women's and girls' suits, coats, and skirts, made from purchased fabrics.....		315250-24	-4.4	0.0	-4.6	0.0	0.0	0.0
Women's and girls' other outerwear, made from purchased fabrics.....		315250-25	1.4	0.2	0.0	-0.2	0.0	0.0
Other cut and sew apparel manufacturing.....		315250-3	-	-	-	-	-	2.9
Fur and leather apparel, made from purchased materials.....		315250-31	8.6	0.0	0.0	1.7	0.0	1.6
All other cut and sew apparel, made from purchased materials.....		315250-32	2.9	0.0	-0.1	0.0	0.0	3.1
Secondary products and miscellaneous receipts.....		315250-SM						
Miscellaneous receipts.....		315250-M	-	-	-	-	-	-
Secondary products.....		315250-S	6.2	0.2	0.2	0.2	0.0	0.0
Accessories and other apparel manufacturing.....	3159		9.5	2.7	0.1	0.0	0.1	0.5
Accessories and other apparel manufacturing.....	31599		9.5	2.7	0.1	0.0	0.1	0.5
Accessories and other apparel manufacturing.....	315990		9.5	2.7	0.1	0.0	0.1	0.5
Primary products.....		315990-P	7.7	0.2	0.1	0.0	0.1	0.4
All other accessories and apparel.....		315990-B	12.9	0.0	0.0	0.0	0.2	0.0
Leather belts, made from purchased materials.....		315990-BC	3.8	0.0	0.0	0.0	0.0	0.0
All other apparel accessories, made from purchased materials.....		315990-BE	15.1	0.0	0.0	0.0	0.3	0.0
Hats, caps, and millinery products.....		315990-4	4.9	0.7	0.0	0.0	0.0	0.3
Men's and boys' fabric, straw, and felt hats, made from purchased materials....		315990-41	9.0	0.0	0.0	0.0	0.0	0.0
Women's, girls', and infants' fabric, straw, and felt hats, made from purchased materials.....		315990-43	-	0.0	0.0	0.0	-	-
Hat bodies and fabric caps, made from purchased materials.....		315990-45	4.5	1.3	0.0	0.0	0.0	3.1
Gloves and mittens, made from purchased materials.....		315990-7	6.9	0.0	0.8	0.0	0.0	1.9
Secondary products and miscellaneous receipts.....		315990-SM						
Miscellaneous receipts.....		315990-M	14.8	10.2	0.0	0.0	0.0	0.3
Secondary products.....		315990-S	6.1	0.0	0.0	0.0	0.0	2.5
Leather and allied product manufacturing.....	316		6.4	1.2	0.1	0.0	-0.2	1.2
Leather and hide tanning and finishing.....	3161		3.9	0.1	-0.6	-0.8	-1.0	1.3
Leather and hide tanning and finishing.....	31611		3.9	0.1	-0.6	-0.8	-1.0	1.3
Leather and hide tanning and finishing.....	316110		3.9	0.1	-0.6	-0.8	-1.0	1.3
Primary products.....		316110-P	3.5	0.2	-0.6	-0.8	-1.0	1.3
Finished and unfinished leather.....		316110-1	1.8	0.1	-0.7	-1.0	-1.2	1.3
Tanning or finishing leather owned by others, and furs, dressed and dyed or bleached.....		316110-2	13.3	0.3	0.0	0.0	0.0	1.0
Contract and commission receipts for tanning or finishing leather owned by others.....		316110-21	13.5	0.3	0.0	0.0	0.0	1.2
Secondary products and miscellaneous receipts.....		316110-SM						
Footwear manufacturing.....	3162		8.1	2.6	0.5	0.2	0.1	0.0
Footwear manufacturing.....	31621		8.1	2.6	0.5	0.2	0.1	0.0
Footwear manufacturing.....	316210		8.1	2.6	0.5	0.2	0.1	0.0
Primary products.....		316210-P	8.5	2.8	0.5	0.2	0.1	0.0
Rubber and plastics footwear, including athletic footwear.....		316210-1	2.1	0.0	0.0	0.0	0.4	0.1
Men's footwear (size 6 and larger), excluding athletic.....		316210-2	14.1	5.4	0.8	0.4	0.0	0.0
Women's footwear (size 4 and larger), excluding athletic.....		316210-5	3.5	0.0	0.5	0.1	0.0	0.0
Secondary products and miscellaneous receipts.....		316210-SM						
Miscellaneous receipts.....		316210-M	10.0	2.8	0.0	1.1	0.0	0.0
Other leather product manufacturing.....	3169		5.6	0.0	0.1	0.1	0.1	2.6
Other leather product manufacturing.....	31699		5.6	0.0	0.1	0.1	0.1	2.6
Other leather and allied product manufacturing.....	316990		-	-	-	-	-	2.6
Primary products.....		316990-P	-	-	-	-	-	2.6
Women's and children's handbags and purses.....		316990-1	0.1	0.0	0.1	0.0	0.0	0.0
All other leather goods and allied products.....		316990-2	6.4	0.0	0.1	0.1	0.1	3.4
Luggage (including suitcases, travel bags, backpacks, and other types).....		316990-21	5.5	0.0	0.0	0.0	0.0	5.3
Personal leather goods (excluding women's handbags and purses).....		316990-22	4.3	0.0	0.0	0.0	0.0	0.2
Boot and shoe cut stock and findings.....		316990-24	9.8	0.0	1.4	0.0	0.0	0.0
All other miscellaneous leather goods.....		316990-25	5.7	0.0	0.0	0.3	0.2	2.5
Secondary products and miscellaneous receipts.....		316990-SM						
Miscellaneous receipts.....		316990-M	9.3	0.0	0.0	0.0	0.0	2.5
Wood product manufacturing.....	321		-12.2	-2.3	-1.8	-1.5	-2.0	-0.6
Sawmills and wood preservation.....	3211		-31.5	-4.0	-2.5	-1.8	-3.4	0.0
Sawmills and wood preservation.....	32111		-31.5	-4.0	-2.5	-1.8	-3.4	0.0

See footnotes at end of table.

Table 12. Producer price index percentage changes for the net output of selected industries and their products, not seasonally adjusted — Continued
 [January 2023]

Title ¹	Industry code	Product code	Unadjusted 12-month percent change ²	Unadjusted 1-month percent change ²				
			Jan. 2022 to Jan. 2023 ^P	Aug. to Sept.	Sept. to Oct. ^P	Oct. to Nov. ^P	Nov. to Dec. ^P	Dec. to Jan. ^P
Sawmills and wood preservation - Continued								
Sawmills.....	321113		-36.1	-4.6	-3.1	-2.2	-3.9	0.5
Primary products.....		321113-P	-38.9	-5.2	-3.4	-2.2	-4.6	0.6
Hardwood lumber, made in sawmills.....		321113-1	-20.0	-6.3	-11.3	-9.4	-4.3	18.0
Softwood lumber, made in sawmills.....		321113-3	-48.4	-5.8	-2.0	-0.9	-6.0	-5.7
Softwood dressed lumber, less than 2 inches in nominal thickness, not edge worked.....		321113-32	7.4	-3.3	2.5	2.5	0.6	-1.4
Softwood dressed 2-inch lumber, 2 inches in nominal thickness only, not edge worked.....		321113-33	-61.9	-8.2	-3.5	-1.2	-10.7	-9.0
Softwood dressed lumber and timbers, more than 2 inches in nominal thickness, not edge worked.....		321113-34	-58.6	-6.3	-4.1	-3.3	-0.3	-8.2
Wood chips, excluding field chips.....		321113-5	1.8	-0.5	-0.1	-0.9	2.4	0.1
Wood ties, siding, shingles, and shakes, and contract sawing of logs owned by others.....		321113-7	7.0	2.4	0.2	-0.1	1.3	1.2
Secondary products and miscellaneous receipts.....		321113-SM						
Wood preservation.....	321114		-3.1	-1.5	0.0	-0.2	-1.5	-1.5
Primary products.....		321114-P	-3.0	-1.6	0.0	0.2	-1.4	-0.9
Wood poles, piles, and posts owned and treated by the same establishment.....		321114-1	34.9	2.4	-0.3	0.6	0.8	-1.8
Other wood products owned and treated by the same establishment.....		321114-5	-14.7	-3.6	0.2	0.0	-2.6	-0.4
Receipts for treating wood owned by others w/ arsenical chemicals, creosote, & other chemicals.....		321114-9	0.4	-0.2	-0.3	-0.5	-0.5	4.0
Secondary products and miscellaneous receipts.....		321114-SM						
Plywood and engineered wood product mfg.....	3212		-18.7	-3.0	-2.4	-2.8	-3.9	-0.5
Plywood and engineered wood product mfg.....	32121		-18.7	-3.0	-2.4	-2.8	-3.9	-0.5
Hardwood veneer and plywood manufacturing.....	321211		12.8	0.6	1.7	-0.4	-0.7	0.9
Primary products.....		321211-P	12.3	0.7	1.8	-0.8	-0.2	0.5
Hardwood veneer, including veneer backed with paper, cloth, or other flexible material.....		321211-1	10.9	2.4	0.3	0.3	0.2	0.4
Hardwood plywood.....		321211-4	9.7	-0.8	3.9	-1.6	-0.8	0.6
Hardwood veneered panels, including two-ply veneers.....		321211-7	24.5	2.1	-1.3	-0.5	0.4	0.5
Secondary products and miscellaneous receipts.....		321211-SM						
Softwood veneer and plywood manufacturing.....	321212		-21.6	-0.4	-4.9	-5.8	-0.7	-1.1
Primary products.....		321212-P	-28.7	-0.4	-5.9	-7.0	-2.3	-1.1
Softwood veneer, incl. veneer backed w/ paper, cloth, or other flexible material.....		321212-1	-16.2	-6.1	-6.5	-6.5	-5.1	-2.3
Softwood plywood products: rough, sanded, and specialties.....		321212-4	-31.0	1.2	-5.7	-7.1	-1.6	-0.4
Secondary products and miscellaneous receipts.....		321212-SM						
Secondary products.....		321212-S	35.4	0.0	0.0	0.3	7.0	-0.8
Engineered wood member manufacturing.....	321215		-	-	-	-	-	-1.0
Primary products.....		321215-P	-	-	-	-	-	-0.7
Engineered wood members (excluding trusses).....		321215-1	5.9	-0.3	-0.1	-3.2	-0.3	0.0
Laminated veneer lumber.....		321215-11	14.2	0.0	-0.1	0.0	-0.5	0.0
Other engineered structural wood members, excluding trusses & laminated veneer lumber.....		321215-12	-0.7	-0.6	0.0	-6.0	-0.2	0.0
Wood trusses.....		321215-2	-17.8	-3.0	-2.2	-5.2	-3.4	-1.0
Secondary products and miscellaneous receipts.....		321215-SM						
Reconstituted wood product manufacturing.....	321219		-29.4	-6.6	-2.7	-0.3	-8.4	-0.1
Primary products.....		321219-P	-29.6	-6.7	-2.7	-0.3	-8.4	0.0
Hardboard products.....		321219-B	9.4	0.2	3.1	-0.2	-0.5	-0.6
Particleboard made from particleboard produced at the same location.....		321219-1	6.3	1.4	-1.8	0.2	-1.5	-0.1
Secondary products and miscellaneous receipts.....		321219-SM						
Other wood product manufacturing.....	3219		1.4	-1.3	-1.3	-0.8	-0.6	-0.8
Millwork.....	32191		2.9	-1.9	-0.4	-0.7	-1.0	-0.2
Wood window and door manufacturing.....	321911		11.2	-1.2	0.6	-0.2	-0.9	-0.1
Primary products.....		321911-P	11.6	-1.1	0.7	-0.2	-0.9	-0.1
Wood window units.....		321911-1	15.0	0.0	0.0	0.0	0.0	0.0
Double hung wood window units.....		321911-11	9.5	0.0	0.0	0.0	0.0	0.0
Casement wood window units.....		321911-12	17.5	0.0	0.0	0.0	0.0	0.0
All other wood window units, including horizontal sliding, awning and single hung.....		321911-13	22.4	0.0	0.0	0.0	0.0	0.0
Wood sash, excluding sash shipped in window units.....		321911-3	15.9	0.0	0.0	0.0	0.0	0.0
Wood window & door frames, incl. door frames in door units, excl. window frames in window units.....		321911-5	-11.7	-7.8	0.0	-2.0	-7.1	-1.1
Wood panel, flush, & molded face doors, interior & exterior, incl. doors with glazed sections.....		321911-7	19.3	0.3	3.0	0.1	0.2	1.0

See footnotes at end of table.

Table 12. Producer price index percentage changes for the net output of selected industries and their products, not seasonally adjusted — Continued
 [January 2023]

Title ¹	Industry code	Product code	Unadjusted 12-month percent change ²	Unadjusted 1-month percent change ²				
			Jan. 2022 to Jan. 2023 ^P	Aug. to Sept.	Sept. to Oct. ^P	Oct. to Nov. ^P	Nov. to Dec. ^P	Dec. to Jan. ^P
Wood window and door manufacturing - Continued								
Other wood doors, incl. garage, patio, bifold, cabinet, screen, storm and louver. . .		321911-9	14.7	0.1	-0.3	0.1	0.0	-0.5
Secondary products and miscellaneous receipts.		321911-SM						
Secondary products.		321911-S	6.6	-4.1	0.6	-0.6	-1.2	-0.3
Cut stock, resawing lumber, and planing.	321912		-6.1	-2.2	-1.9	-1.8	-1.6	-0.3
Primary products.		321912-P	-12.4	-3.1	-2.5	-2.3	-2.1	-0.3
Softwood lumber, made from purchased lumber.		321912-3	-16.1	-2.5	-1.6	-2.4	-3.2	-0.3
Hardwood cut stock and dimension.		321912-6	-16.4	-4.9	-4.8	-1.3	-1.2	0.0
Softwood cut stock and dimension.		321912-8	-36.2	-5.4	-2.9	-1.8	-4.4	-2.5
Sawn wood fence stock, wood lath, and contract resawing and planing.		321912-9	44.6	0.0	0.0	0.0	0.0	0.0
Secondary products and miscellaneous receipts.		321912-SM						
Other millwork, including flooring.	321918		2.1	-2.6	0.0	-0.1	-0.5	-0.4
Primary products.		321918-P	2.7	-2.0	-0.3	-0.3	-0.6	0.1
Wood moldings.		321918-2	6.4	0.1	0.0	0.0	-0.9	-0.6
Other wood millwork products, including stairwork, exterior millwork, and softwood flooring.		321918-5	-4.5	-4.6	-2.6	-2.9	-1.8	0.9
Hardwood flooring.		321918-7	2.7	-2.3	0.4	0.5	0.3	-0.4
Hardwood flooring, other than oak and maple.		321918-72	5.6	0.0	0.0	-0.1	0.0	0.0
Oak and maple hardwood flooring.		321918-73	2.2	-2.7	0.5	0.7	0.3	-0.5
Secondary products and miscellaneous receipts.		321918-SM						
Miscellaneous receipts.		321918-M	-	-	0.6	2.6	-	-
Secondary products.		321918-S	-8.1	-8.9	5.4	1.7	-7.2	-0.8
Wood container and pallet manufacturing.	32192		0.2	-0.4	-2.9	-1.7	-0.5	-0.5
Wood container and pallet manufacturing.	321920		0.2	-0.4	-2.9	-1.7	-0.5	-0.5
Primary products.		321920-P	-1.0	-0.6	-3.0	-1.9	-0.4	-0.5
Nailed and lock-corner wood boxes.		321920-1	1.2	-2.1	0.0	0.0	-0.2	0.2
Wood box and crate shook.		321920-3	-6.4	-1.3	-3.5	-5.8	-0.7	0.0
Wood pallets and pallet containers, wood and metal combination.		321920-5	0.8	-0.5	-2.0	-1.8	-0.4	-0.6
Other wood container parts and wood containers.		321920-7	-14.5	0.0	-14.6	0.0	0.0	0.0
Secondary products and miscellaneous receipts.		321920-SM						
Miscellaneous receipts.		321920-M	13.4	1.0	-1.6	0.2	-1.5	-1.7
Secondary products.		321920-S	1.1	0.5	-0.2	-0.7	-0.8	-0.1
All other wood product manufacturing.	32199		-0.4	-0.6	-1.8	-0.4	0.1	-2.1
Manufactured home, mobile home, manufacturing.	321991		3.2	-1.0	-0.7	-0.3	0.0	-1.3
Primary products.		321991-P	3.2	-0.9	-0.8	-0.3	0.0	-1.3
Manufactured homes (mobile homes), all width sizes (incl. multisection).		321991-1	3.2	-0.9	-0.8	-0.3	0.0	-1.3
Secondary products and miscellaneous receipts.		321991-SM						
Prefabricated wood building manufacturing.	321992		-3.1	-0.9	-1.3	0.8	0.7	-4.2
Primary products.		321992-P	-4.9	-0.3	-1.5	0.2	-0.1	-4.3
Prefabricated stationary wood buildings, components (not sold as complete units).		321992-1	5.0	0.0	0.0	-0.2	0.0	8.5
Prefabricated stationary wood buildings, shipped in panel form (complete units). . .		321992-5	-26.7	-0.5	-2.5	1.4	-0.4	-12.5
Prefabricated stationary wood buildings, precut packages (complete units).		321992-6	10.8	-0.6	0.1	0.1	-0.1	-1.3
Prefabricated stationary wood buildings, shipped in three-dimensional assemblies.		321992-7	6.9	-0.2	-3.2	0.0	0.0	0.4
Prefabricated stationary wood buildings, three-dimensional assemblies, residential.		321992-71	7.0	0.0	-3.8	0.0	0.0	0.4
Prefabricated stationary wood buildings, three-dimensional assemblies, nonresidential.		321992-72	6.3	-1.5	0.0	0.0	0.0	0.0
Secondary products and miscellaneous receipts.		321992-SM						
Miscellaneous receipts.		321992-M	9.9	-4.9	-0.7	5.1	5.8	-2.5
Miscellaneous wood product manufacturing.	321999		-2.1	-0.1	-3.4	-1.1	-0.2	-1.1
Primary products.		321999-P	-2.8	-0.1	-3.5	-1.2	-0.2	-1.7
All other miscellaneous wood products.		321999-0	-2.8	-0.1	-3.5	-1.2	-0.2	-1.7
Secondary products and miscellaneous receipts.		321999-SM						
Paper manufacturing.	322		12.4	0.4	0.7	0.7	0.2	0.1
Pulp, paper & paperboard mills.	3221		13.3	0.6	0.8	1.8	-0.2	0.1
Pulp mills.	32211		24.1	0.0	0.7	5.5	-3.4	-0.3
Pulp mills.	322110		24.1	0.0	0.7	5.5	-3.4	-0.3
Primary products.		322110-P	24.1	0.0	0.7	5.5	-3.4	-0.3
Special alpha and dissolving wood pulp, incl. sulfite and sulfate and other wood pulp.		322110-6	25.9	-0.1	0.3	6.3	-3.9	-0.9

See footnotes at end of table.

Table 12. Producer price index percentage changes for the net output of selected industries and their products, not seasonally adjusted — Continued
 [January 2023]

Title ¹	Industry code	Product code	Unadjusted 12-month percent change ²	Unadjusted 1-month percent change ²				
				Jan. 2022 to Jan. 2023 ^P	Aug. to Sept.	Sept. to Oct. ^P	Oct. to Nov. ^P	Nov. to Dec. ^P
Pulp mills - Continued								
All other miscellaneous pulp, other than wood, and pulp mill by-products, incl. turpentine.....		322110-9	20.3	0.0	2.6	2.5	-1.1	4.4
Paper mills.....	32212		15.4	1.2	1.4	2.6	0.2	0.6
Paper mills.....	322120		14.9	1.3	1.3	2.6	0.1	0.6
Primary products.....		322120-P	14.8	1.4	1.2	1.7	-0.2	1.1
Bleached bristol, clay-coated, uncoated, and industrial converted paper.....		322120-1	14.5	1.6	1.3	-0.2	0.3	2.2
Sanitary tissue paper products, made in paper mills.....		322120-4	15.3	1.5	1.4	3.6	-0.9	1.3
Newsprint and uncoated ground-wood paper.....		322120-5	17.1	-1.2	3.3	2.5	1.4	-5.3
Newsprint.....		322120-51	-	2.9	1.8	-0.9	-2.3	-
Secondary products and miscellaneous receipts.....		322120-SM						
Paperboard mills.....	32213		9.3	0.0	0.0	0.2	-0.4	-0.3
Paperboard mills.....	322130		9.3	0.0	0.0	0.2	-0.4	-0.3
Primary products.....		322130-P	9.5	0.1	0.2	0.3	-0.4	-0.3
Bleached packaging and industrial converting paperboard.....		322130-B	13.3	0.0	1.2	1.7	0.0	0.0
Unbleached kraft packaging and industrial converting paperboard.....		322130-1	8.3	0.0	0.0	0.0	0.0	0.0
Recycled paperboard.....		322130-7	7.9	0.3	0.1	0.0	-1.5	-1.3
Secondary products and miscellaneous receipts.....		322130-SM						
Secondary products.....		322130-S	-	0.3	-3.5	-	-	-
Converted paper product mfg.....	3222		11.6	0.3	0.6	0.0	0.4	0.1
Paper container mfg.....	32221		11.3	0.0	0.2	0.4	0.0	0.0
Corrugated and solid fiber box manufacturing.....	322211		7.8	-0.3	0.0	-0.1	-0.3	0.0
Primary products.....		322211-P	8.6	0.1	0.0	-0.1	-0.3	-0.1
Corrugated and solid fiber boxes, including pallets.....		322211-0	8.6	0.1	0.0	-0.1	-0.3	-0.1
Corrugated shipping containers for food and beverages and carryout boxes for retail food.....		322211-01	10.6	0.2	0.0	-0.3	0.0	-0.7
Corrugated shipping containers for paper and allied products.....		322211-02	7.9	0.0	0.0	0.0	-0.4	3.0
Corrugated shipping containers for metal and electrical machinery.....		322211-03	8.1	0.0	0.0	0.0	-0.1	-1.9
Corrugated shipping containers for all other end uses.....		322211-04	10.8	0.0	0.0	0.0	0.0	0.3
Corrugated paperboard in sheets and rolls, lined and unlined.....		322211-05	8.1	0.2	0.1	0.1	-1.1	-0.9
Other corrugated and solid fiber products, including containers, pallets, pads, etc.....		322211-09	8.8	0.2	-0.1	0.0	0.0	0.1
Secondary products and miscellaneous receipts.....		322211-SM						
Miscellaneous receipts.....		322211-M	-2.6	-5.9	-0.9	-0.5	-0.2	0.0
Secondary products.....		322211-S	4.6	0.0	0.0	0.8	0.0	1.7
Folding paperboard box manufacturing.....	322212		21.0	0.5	0.9	1.9	0.6	0.2
Primary products.....		322212-P	20.2	0.5	0.9	2.0	0.7	0.2
Folding paperboard boxes, packaging, and packaging components.....		322212-0	20.2	0.5	0.9	2.0	0.7	0.2
Secondary products and miscellaneous receipts.....		322212-SM						
Other paperboard container manufacturing.....	322219		15.2	0.7	0.3	0.5	0.2	0.2
Primary products.....		322219-P	16.5	0.7	0.3	0.5	0.2	0.2
Setup (rigid) paperboard boxes.....		322219-1	37.2	1.6	-0.3	3.4	0.8	3.6
Paperboard fiber drums with ends of any material.....		322219-7	-1.9	0.0	-0.2	-0.3	0.0	-0.1
Fiber cans, tubes, and similar fiber products.....		322219-8	18.3	1.4	0.5	0.0	0.1	0.2
Fiber cans, all fiber and composite.....		322219-81	26.7	0.4	0.6	-0.4	0.3	0.4
Fiber cores and tubes.....		322219-82	14.4	2.0	0.4	0.2	0.0	0.0
Paperboard cones, reels, spools, bobbins, blocks, and all vulcanized fiber products.....		322219-83	1.4	0.0	0.1	0.0	0.0	0.0
Secondary products and miscellaneous receipts.....		322219-SM						
Miscellaneous receipts.....		322219-M	-	4.4	0.0	0.0	0.0	-
Paper bag and coated and treated paper mfg.....	32222		9.7	0.3	1.3	-0.5	0.7	0.1
Paper bag and coated and treated paper manufacturing.....	322220		9.7	0.3	1.3	-0.5	0.7	0.1
Primary products.....		322220-P	10.5	0.5	1.4	-0.2	0.9	0.0
Specialty bags, pouches, and liners, multiweb laminations and foil, except film-film.....		322220-C	15.6	0.0	2.8	0.3	0.3	1.4
Uncoated single-web paper grocers' bags and sacks and variety and shopping bags.....		322220-D	4.5	0.0	0.0	0.0	1.1	0.0
Laminated aluminum foil rolls and sheets for flexible packaging uses.....		322220-F	17.1	0.1	10.4	0.0	0.0	2.4
Pasted, lined, laminated, or surface-coated paperboard.....		322220-G	9.8	0.5	0.0	0.0	0.0	-2.1
Single-web paper, rolls and sheets, including waxed, for flexible packaging uses.....		322220-H	25.5	0.0	1.6	0.0	0.5	1.0
Multiweb laminated rolls and sheets, except foil, for flexible packaging uses.....		322220-J	13.5	-1.0	1.3	0.0	0.3	-0.4
Printing paper, coated at establishments other than where paper was produced... ..		322220-K	-0.1	0.0	0.0	0.0	0.0	1.1
Pressure-sensitive products.....		322220-N	11.9	1.3	0.1	0.1	1.2	0.2

See footnotes at end of table.

Table 12. Producer price index percentage changes for the net output of selected industries and their products, not seasonally adjusted — Continued
[January 2023]

Title ¹	Industry code	Product code	Unadjusted 12-month percent change ²	Unadjusted 1-month percent change ²				
			Jan. 2022 to Jan. 2023 ^P	Aug. to Sept.	Sept. to Oct. ^P	Oct. to Nov. ^P	Nov. to Dec. ^P	Dec. to Jan. ^P
Paper bag and coated and treated paper manufacturing - Continued								
Wallcoverings.....		322220-7	0.0	0.0	0.0	0.0	0.0	0.0
Converted foil for nonpackaging applications.....		322220-8	19.5	9.3	0.0	0.0	0.0	0.0
Other coated and processed papers, except for packaging uses.....		322220-9	4.4	-0.7	2.1	-2.0	4.1	-4.3
Secondary products and miscellaneous receipts.....		322220-SM						
Miscellaneous receipts.....		322220-M	-18.8	-6.1	0.0	-10.4	-5.8	0.6
Stationery product mfg.....	32223		21.9	-1.4	2.2	-3.2	3.7	-0.1
Stationery product manufacturing.....	322230		21.9	-1.4	2.2	-3.2	3.7	-0.1
Primary products.....		322230-P	22.3	-1.3	2.4	-3.7	3.9	-0.1
Die-cut paper and paperboard office supplies.....		322230-4	28.4	0.0	0.0	0.0	0.8	6.3
Envelopes, commercial, all types and materials.....		322230-5	24.3	0.0	0.5	0.3	0.5	-1.7
Tablets, pads and related products.....		322230-9	18.8	0.2	0.1	3.5	2.0	1.3
Secondary products and miscellaneous receipts.....		322230-SM						
Miscellaneous receipts.....		322230-M	14.6	-6.6	-1.4	7.4	-0.1	2.6
Other converted paper product mfg.....	32229		10.4	2.0	0.8	0.8	-0.2	0.2
Sanitary paper product manufacturing.....	322291		10.1	2.6	1.0	1.1	-0.2	0.6
Primary products.....		322291-P	9.6	1.7	1.6	1.0	0.1	0.6
Disposable diapers and similar disposable products, made from purchased sanitary paper stock.....		322291-2	4.2	0.3	2.4	0.0	0.0	0.0
Sanitary tissue paper products, made from purchased sanitary paper stock or wadding.....		322291-5	17.0	3.7	0.6	2.4	0.1	1.1
Secondary products and miscellaneous receipts.....		322291-SM						
Miscellaneous receipts.....		322291-M	18.5	29.8	-14.7	2.2	-6.4	0.0
All other converted paper product mfg.....	322299		10.9	0.8	0.4	0.3	-0.2	-0.6
Primary products.....		322299-P	10.5	0.8	0.4	0.3	0.0	-0.5
Molded pulp goods, including egg cartons, florist pots, food trays, etc.....		322299-1	14.6	1.8	0.1	0.6	1.6	0.6
Miscellaneous converted paper and paperboard products.....		322299-3	9.5	0.6	0.5	0.2	-0.4	-0.9
Secondary products and miscellaneous receipts.....		322299-SM						
Printing and related support activities.....	323		16.3	0.6	0.2	1.0	0.7	1.4
Printing and related support activities.....	3231		16.3	0.6	0.2	1.0	0.7	1.4
Printing.....	32311		16.6	0.6	0.2	1.1	0.7	1.4
Commercial screen printing.....	323113		8.5	0.2	0.5	0.0	0.8	1.0
Primary products.....		323113-P	8.8	0.0	0.5	0.0	0.8	1.0
Screen printing on garments, apparel accessories, and other fabric articles, excluding labels.....		323113-4	5.6	0.0	0.1	0.0	0.0	0.2
Screen printing (excluding on textiles, apparel, apparel accessories, and labels) ..		323113-6	17.3	0.0	1.5	0.0	2.6	3.4
Secondary products and miscellaneous receipts.....		323113-SM						
Miscellaneous receipts.....		323113-M	5.9	1.3	0.0	0.0	1.1	0.0
Secondary products.....		323113-S	7.6	0.5	0.3	0.0	0.6	1.5
Books printing.....	323117		24.0	1.1	1.1	1.4	1.0	1.7
Primary products.....		323117-P	23.9	1.1	1.2	1.6	0.4	1.9
Other book and pamphlet printing and binding.....		323117-E	2.7	0.1	0.0	0.0	1.9	0.0
Textbook printing and binding.....		323117-1	21.6	0.3	0.7	0.1	0.0	0.1
Technical, scientific, & professional book printing & binding.....		323117-3	13.0	1.7	0.7	0.1	0.4	0.0
Religious book printing and binding.....		323117-5	24.0	2.2	1.1	0.5	0.1	0.8
General book (trade, etc.) printing & binding.....		323117-7	40.3	1.5	2.2	3.6	0.1	4.4
Secondary products and miscellaneous receipts.....		323117-SM						
Commercial printing, except screen and books.....	32311K		16.9	0.6	0.1	1.2	0.7	1.4
Primary products.....		32311K-P	15.2	0.6	0.1	1.0	0.3	1.8
Commercial lithographic printing.....		32311K-0	15.4	0.5	0.1	1.2	0.4	0.2
Other commercial and general job printing (lithographic).....		32311K-0B	20.7	0.3	0.1	4.9	0.7	0.1
Magazine and periodical printing (lithographic).....		32311K-01	17.1	3.0	0.3	0.0	1.3	0.3
Label and wrapper printing (lithographic).....		32311K-03	4.4	0.0	0.0	0.0	0.0	0.0
Catalog and directory printing (lithographic).....		32311K-05	13.4	-0.2	-0.2	0.5	0.2	0.9
Advertising printing (lithographic).....		32311K-09	11.9	0.2	0.3	0.5	0.2	0.1
Commercial flexographic printing.....		32311K-2	18.3	0.9	0.2	1.2	0.0	0.8
Label and wrapper printing (flexographic).....		32311K-21	19.9	0.9	0.1	1.4	0.0	0.5
Quick printing.....		32311K-4	6.0	0.0	0.0	0.0	0.9	0.0
Digital printing.....		32311K-5	14.6	1.3	0.1	1.1	0.2	4.6
Manifold business forms printing.....		32311K-6	0.1	0.0	0.0	0.0	0.1	0.0
Other commercial printing.....		32311K-9	3.5	0.0	0.0	0.0	0.0	1.4
All other commercial and general job printing.....		32311K-9V	0.1	0.0	0.0	0.0	0.0	0.0

See footnotes at end of table.

Table 12. Producer price index percentage changes for the net output of selected industries and their products, not seasonally adjusted — Continued
[January 2023]

Title ¹	Industry code	Product code	Unadjusted 12-month percent change ²	Unadjusted 1-month percent change ²				
			Jan. 2022 to Jan. 2023 ^P	Aug. to Sept.	Sept. to Oct. ^P	Oct. to Nov. ^P	Nov. to Dec. ^P	Dec. to Jan. ^P
Commercial printing, except screen and books - Continued								
Secondary products and miscellaneous receipts.....		32311K-SM						
Miscellaneous receipts.....		32311K-M	21.3	0.2	0.1	0.0	2.1	0.0
Secondary products.....		32311K-S	46.9	0.0	0.1	5.2	5.1	0.3
Support activities for printing.....	32312		5.0	0.6	0.3	0.0	0.3	0.1
Support activities for printing.....	323120		5.0	0.6	0.3	0.0	0.3	0.1
Primary products.....		323120-P	5.1	0.4	0.3	0.0	0.3	0.0
Softcover, pamphlet, sample book, and other binding of books and materials printed elsewhere.....		323120-3	16.8	1.8	1.6	0.0	1.7	0.0
Miscellaneous binding and postpress work, incl collating, perforating, folding, gluing, etc.....		323120-5	2.7	0.2	0.0	0.0	0.0	0.1
Prepress services, excl platemaking (incl film, assembled flats, color sep., typesetting, etc.).....		323120-7	3.9	0.0	0.0	0.0	0.0	0.0
Printing plates and cylinders, prepared for printing (excl blank plates and blank cylinders).....		323120-9	0.7	0.0	0.0	0.0	0.0	0.0
Secondary products and miscellaneous receipts.....		323120-SM						
Petroleum and coal products manufacturing.....	324		11.1	1.0	5.2	-4.1	-18.6	7.3
Petroleum and coal products mfg.....	3241		11.1	1.0	5.2	-4.1	-18.6	7.3
Petroleum refineries.....	32411		10.5	0.9	5.6	-4.4	-19.9	7.7
Petroleum refineries.....	324110		10.5	0.9	5.6	-4.4	-19.9	7.7
Primary products.....		324110-P	10.1	1.0	5.8	-4.6	-20.6	7.9
Kerosene, except jet fuel.....		324110-B	33.7	8.6	0.9	-2.0	-21.2	7.2
Light fuel oils.....		324110-C	22.9	9.9	10.4	-3.5	-27.8	6.8
Home heating oil and other distillates, NEC.....		324110-C1	26.5	0.8	10.5	-7.8	-14.2	2.8
Diesel fuel.....		324110-C2	22.8	10.3	10.4	-3.4	-28.4	7.1
Heavy fuel oils, including No. 5, No. 6, heavy diesel, gas enrichment oils, etc.....		324110-E	-17.3	-2.4	-17.9	6.8	-3.4	-15.6
Unfinished oils and lubricating oil base stock.....		324110-J	22.1	-5.4	-2.6	-4.1	-3.8	-0.8
Liquefied refinery gases, including other aliphatics (feed stock and other uses).....		324110-R	-9.0	-4.1	-11.4	-5.6	20.5	10.2
Other finished petroleum products, including waxes.....		324110-T	-4.9	-23.1	49.6	22.9	8.5	-13.6
Gasoline, including finished base stocks and blending agents.....		324110-1	-1.9	-4.9	4.5	-8.1	-19.3	10.6
Motor gasoline, including finished base stocks and blending agents.....		324110-12	-2.0	-5.2	4.7	-8.2	-19.2	10.7
Regular gasoline.....		324110-121	-2.7	-5.6	5.1	-8.8	-18.8	11.1
Mid-premium gasoline.....		324110-122	4.3	-1.9	3.3	-7.9	-19.3	12.2
Premium gasoline.....		324110-123	3.3	-3.1	2.5	-4.8	-21.4	9.2
Jet fuel.....		324110-6	34.1	1.9	0.9	-2.3	-17.6	11.9
Asphalt.....		324110-9	-7.2	-11.2	-7.4	-7.3	-37.8	21.7
Secondary products and miscellaneous receipts.....		324110-SM1						
Asphalt paving and roofing materials mfg.....	32412		12.6	0.3	-0.3	-0.1	-0.9	4.2
Asphalt paving mixture & block manufacturing.....	324121		16.7	-0.1	-0.6	-0.8	-2.1	9.8
Primary products.....		324121-P	16.8	-0.1	-0.7	-0.8	-2.3	10.2
Asphalt paving mixtures & blocks.....		324121-0	16.8	-0.1	-0.7	-0.8	-2.3	10.2
Emulsified asphalt, including liquid additives.....		324121-0111	20.4	-0.7	-0.7	-1.2	-1.4	-0.2
Other liquid asphalt and tar paving materials, including cut-backs.....		324121-0121	35.5	0.5	0.4	-1.0	-3.9	-1.3
Asphalt and tar paving mixt. (excl liquid), incl bitum. or asph. concrete, asph. paving cement.....		324121-0131	15.8	0.0	-0.9	-0.7	-2.7	20.3
Secondary products and miscellaneous receipts.....		324121-SM						
Miscellaneous receipts.....		324121-M	12.2	0.0	0.0	0.0	0.0	0.0
Secondary products.....		324121-S	9.5	0.0	0.0	0.0	1.7	2.2
Asphalt shingle and coating materials manufacturing.....	324122		6.8	0.7	0.0	0.6	0.3	-2.9
Primary products.....		324122-P	7.0	0.7	0.0	0.6	0.4	-2.9
Roofing asphalts and pitches, coatings, and cements.....		324122-1	6.1	0.0	0.0	0.0	0.0	0.0
Prepared asphalt and tar roofing and siding products, incl. saturated felts for nonbuilding use.....		324122-2	7.3	0.8	0.0	0.7	0.4	-3.2
Asphalt smooth-surfaced roll roofing and cap sheets, organic and fiberglass base.....		324122-21	14.4	0.0	0.8	0.0	0.3	-1.9
Asphalt mineral-surfaced roll roofing and cap sheets, organic and fiberglass base.....		324122-22	15.6	0.5	1.1	-0.1	0.4	0.4
Other prepared asphalt and tar products for roofing and siding.....		324122-27	8.6	0.3	0.8	0.1	-0.1	-0.4
Secondary products and miscellaneous receipts.....		324122-SM						
Other petroleum and coal products mfg.....	32419		22.8	2.2	1.0	0.1	-0.2	-0.3
Petroleum lubricating oil and grease mfg.....	324191		21.0	2.6	1.5	0.4	-0.2	-0.4
Primary products.....		324191-P	21.7	2.8	1.6	0.3	0.0	-0.5
Petroleum lubricating oils and greases, refined petroleum.....		324191-0	21.7	2.8	1.6	0.3	0.0	-0.5
Lubricating oils (incl. hydraulic fluids, etc.), refined petroleum.....		324191-011	23.5	3.1	1.7	0.4	0.0	-0.6

See footnotes at end of table.

Table 12. Producer price index percentage changes for the net output of selected industries and their products, not seasonally adjusted — Continued
 [January 2023]

Title ¹	Industry code	Product code	Unadjusted 12-month percent change ²	Unadjusted 1-month percent change ²				
			Jan. 2022 to Jan. 2023 ^P	Aug. to Sept.	Sept. to Oct. ^P	Oct. to Nov. ^P	Nov. to Dec. ^P	Dec. to Jan. ^P
Petroleum lubricating oil and grease mfg. - Continued								
Secondary products and miscellaneous receipts.....		324191-SM						
Miscellaneous receipts.....		324191-M	—	0.0	-3.9	2.1	-6.8	8.8
All other petroleum and coal products mfg.....	324199		30.2	0.6	-0.6	-0.8	-0.3	0.2
Primary products.....		324199-P	30.8	0.6	-0.6	-0.9	-0.3	0.2
Coke oven and blast furnace products, made in coke oven establishments.....		324199-3	31.9	-0.3	0.9	-2.1	0.5	2.3
All other petroleum and coal products (excl. coke oven products), made in coke oven estab.....		324199-9	32.1	1.4	-2.0	0.2	-1.1	0.1
Secondary products and miscellaneous receipts.....		324199-SM						
Chemical mfg.....	325		4.2	-0.4	-0.6	-0.7	-0.7	0.2
Basic chemical mfg.....	3251		4.3	-1.2	-1.2	-1.2	-1.1	-1.3
Petrochemical mfg.....	32511		-24.1	-5.8	-5.0	-7.0	-5.8	-6.3
Petrochemical manufacturing.....	325110		-24.2	-5.6	-5.2	-6.8	-5.9	-6.4
Primary products.....		325110-P	-26.9	-4.0	-7.1	-5.1	-6.7	-8.4
Secondary products and miscellaneous receipts.....		325110-SM						
Industrial gas mfg.....	32512		0.1	0.4	0.0	-5.9	-2.6	0.4
Industrial gas manufacturing.....	325120		0.1	0.4	0.0	-5.9	-2.6	0.4
Primary products.....		325120-P	0.1	0.4	0.0	-6.1	-2.7	0.4
Oxygen.....		325120-A	39.7	0.3	-0.1	0.0	0.1	0.3
Argon and hydrogen.....		325120-C	5.9	1.0	-0.1	0.9	3.8	1.0
Other industrial gases (including fluorocarbon and acetylene).....		325120-T	-8.1	0.0	-0.3	-8.7	-4.8	0.4
Carbon dioxide.....		325120-4	27.5	2.6	-0.1	-2.5	1.9	0.1
Nitrogen.....		325120-7	15.6	1.0	2.3	-1.5	0.0	0.6
Secondary products and miscellaneous receipts.....		325120-SM						
Synthetic dye and pigment mfg.....	32513		20.3	1.4	-1.7	4.9	0.4	0.0
Synthetic dye and pigment manufacturing.....	325130		20.3	1.4	-1.7	4.9	0.4	0.0
Primary products.....		325130-P	20.9	1.4	-1.8	5.2	0.5	0.0
All other inorganic pigments, including TiO ₂ , chrome colors, and other white opaque pigments.....		325130-N	25.7	1.7	-1.6	6.1	0.0	0.0
Synthetic organic dyes, pigments, lakes, and toners.....		325130-R	9.3	0.6	-2.5	2.9	1.8	-0.1
Synthetic organic dyes.....		325130-R8	1.0	-1.2	0.0	0.0	0.4	-0.1
Synthetic organic pigments, lakes, and toners.....		325130-R9	13.3	1.4	-3.6	4.1	2.4	0.0
Secondary products and miscellaneous receipts.....		325130-SM						
Secondary products.....		325130-S	11.5	1.8	0.0	0.4	0.0	-0.5
Other basic inorganic chemical manufacturing.....	32518		17.7	1.0	-2.3	-1.8	0.1	0.9
Other basic inorganic chemical manufacturing.....	325180		17.8	1.0	-2.3	-1.8	0.1	0.9
Primary products.....		325180-P	21.6	1.3	0.8	-1.7	0.3	1.1
Potassium and sodium compounds, excluding bleaches, alkalis, and alum.....		325180-A	31.7	1.2	3.6	2.7	3.2	0.8
All other inorganic chemicals.....		325180-H	11.3	0.2	-1.6	0.6	1.4	2.9
Inorganic acids, excluding nitric, sulfuric and phosphoric.....		325180-3	28.2	4.5	3.5	2.4	-2.6	0.0
Sodium hydroxide (caustic soda).....		325180-4	32.5	0.8	3.4	0.1	-0.6	2.0
Carbon black, all processes.....		325180-6	10.0	-0.1	-6.0	-2.2	-1.6	-3.8
Other alkalis.....		325180-7	43.4	4.7	2.8	0.2	-0.2	0.1
Sulfuric acid.....		325180-9	—	6.7	-1.9	-32.4	—	—
Secondary products and miscellaneous receipts.....		325180-SM						
Miscellaneous receipts.....		325180-M	—	0.2	-17.5	-2.6	-0.8	—
Secondary products.....		325180-S	39.4	—	—	-1.6	0.1	-3.4
Other basic organic chemical mfg.....	32519		7.5	-0.8	-0.1	0.5	-0.6	-1.2
Ethyl alcohol manufacturing.....	325193		6.3	0.8	-1.6	2.9	-2.9	-1.9
Primary products.....		325193-P	-2.3	-0.3	-2.5	4.8	-5.7	-3.0
Ethyl alcohol.....		325193-0	-2.9	-0.3	-2.5	4.8	-5.7	-3.6
Distillers' dried grains (dark and light) and dried solubles.....		325193-2	—	—	—	—	—	2.0
Secondary products and miscellaneous receipts.....		325193-SM						
Secondary products.....		325193-S	19.8	4.4	0.1	-1.3	3.8	3.4
Cyclic crude, intermediate, and gum and wood chemical mfg.....	325194		2.5	-2.1	-1.4	-0.2	-0.1	-0.4
Primary products.....		325194-P	7.4	-2.0	0.4	0.2	-0.1	0.0
Gum and wood chemicals, including wood distillation products.....		325194-1	14.9	-0.6	1.5	1.0	-0.1	0.0
Cyclic crude and intermediate chemicals.....		325194-2	5.3	-2.4	0.1	0.0	-0.1	0.0
Secondary products and miscellaneous receipts.....		325194-SM						
All other basic organic chemical manufacturing.....	325199		8.6	-1.4	0.7	-0.4	0.4	-0.9

See footnotes at end of table.

Table 12. Producer price index percentage changes for the net output of selected industries and their products, not seasonally adjusted — Continued
 [January 2023]

Title ¹	Industry code	Product code	Unadjusted 12-month percent change ²	Unadjusted 1-month percent change ²				
			Jan. 2022 to Jan. 2023 ^P	Aug. to Sept.	Sept. to Oct. ^P	Oct. to Nov. ^P	Nov. to Dec. ^P	Dec. to Jan. ^P
All other basic organic chemical manufacturing - Continued								
Primary products.....		325199-P	6.5	-1.7	0.7	-0.5	0.2	-1.2
Natural organic chemicals.....		325199-E	19.6	-4.8	9.2	-0.4	-0.2	1.9
Synthetic organic chemicals for use as flavor and perfume materials.....		325199-H	13.0	—	—	0.0	0.0	-0.8
Synthetic organic plasticizers.....		325199-N	3.2	-4.6	-3.7	-1.0	-10.5	4.8
Other synthetic organic chemicals.....		325199-R	-3.1	0.3	-1.9	-2.4	0.2	-3.9
Miscellaneous end use chemicals and chemical products, excluding urea.....		325199-T	12.2	-0.4	2.4	0.9	3.5	-3.4
Miscellaneous cyclic and acyclic chemicals and chemical products, excluding fatty acid esters.....		325199-V	4.6	-3.9	1.9	-2.2	-1.2	1.0
Fatty acids.....		325199-1	13.9	-5.1	-5.2	2.6	-6.7	3.0
Industrial organic flavor oil mixtures and blends.....		325199-7	6.1	0.0	0.0	0.0	0.0	0.0
Secondary products and miscellaneous receipts.....		325199-SM						
Miscellaneous receipts.....		325199-M	12.3	0.0	1.9	0.0	1.4	0.0
Secondary products.....		325199-S	19.7	0.3	0.1	0.4	1.2	0.5
Resin, synthetic rubber, and artificial/synthetic fiber/filaments mfg.....	3252		-7.1	-0.4	-2.0	-3.4	-2.2	-2.0
Resin and synthetic rubber mfg.....	32521		-8.1	-0.5	-2.2	-3.6	-2.2	-2.1
Plastics material and resin manufacturing.....	325211		-8.5	-0.5	-2.2	-3.6	-2.0	-2.0
Primary products.....		325211-P	-10.3	-0.6	-2.6	-4.3	-2.3	-2.1
Thermoplastic resins and plastics materials.....		325211-1	-13.4	-0.9	-2.9	-5.3	-2.7	-2.5
Thermosetting resins and plastics materials.....		325211-4	12.7	0.8	-0.6	2.1	0.2	-0.2
Secondary products and miscellaneous receipts.....		325211-SM						
Synthetic rubber manufacturing.....	325212		-2.9	-0.4	-1.6	-3.6	-4.3	-2.7
Primary products.....		325212-P	-3.3	-0.6	-1.7	-3.9	-4.6	-2.8
Synthetic rubber (vulcanizable elastomers).....		325212-0	-3.3	-0.6	-1.7	-3.9	-4.6	-2.8
Secondary products and miscellaneous receipts.....		325212-SM						
Artificial fibers and filaments manufacturing.....	32522		4.5	0.5	-0.2	-0.6	-1.7	-0.3
Artificial fibers and filaments manufacturing.....	325220		4.6	0.5	-0.2	-0.5	-1.7	-0.3
Primary products.....		325220-P	6.4	1.3	0.2	-0.2	-1.6	-0.3
Polyester manufactured fibers.....		325220-7	17.7	5.0	1.8	-0.8	-3.2	-1.3
Other noncellulosic organic fibers, incl. polyamide, polyolefin, and producer-textured.....		325220-9	3.5	0.2	-0.4	0.0	-1.0	0.3
Secondary products and miscellaneous receipts.....		325220-SM						
Pesticide, fertilizer, and other agricultural chemical mfg.....	3253		6.3	-1.9	-1.6	1.6	-2.4	-0.5
Fertilizer mfg.....	32531		-2.2	-0.6	1.9	1.1	-4.7	-2.3
Nitrogenous fertilizer manufacturing.....	325311		-4.5	-1.6	5.1	2.9	-3.4	-6.0
Primary products.....		325311-P	-4.3	-1.1	5.3	2.9	-3.4	-6.1
Synthetic ammonia, nitric acid, ammonium compounds, and urea.....		325311-A	-4.6	-1.2	5.6	3.0	-3.5	-6.5
Fertilizer materials of organic origin.....		325311-7	0.1	0.0	0.0	0.0	0.0	0.0
Secondary products and miscellaneous receipts.....		325311-SM						
Secondary products.....		325311-S	-10.1	-17.2	-4.3	4.4	-4.3	-2.7
Phosphatic fertilizer manufacturing.....	325312		-4.6	0.2	-0.1	-0.1	-8.0	0.1
Primary products.....		325312-P	-5.2	0.1	-0.1	-0.1	-8.3	0.1
Phosphoric acid, superphosphates, and other phosphatic fertilizer materials.....		325312-A	-11.7	0.2	-0.1	-0.1	-11.0	0.1
Mixed fertilizers, made in plants which manufacture fertilizer materials.....		325312-7	19.3	0.0	0.0	0.0	0.0	0.0
Secondary products and miscellaneous receipts.....		325312-SM						
Fertilizer, mixing only, manufacturing.....	325314		10.0	-0.3	0.0	-0.1	0.4	1.7
Primary products.....		325314-P	10.4	-0.4	0.0	-0.1	0.7	1.7
Mixed fertilizers, mixing only.....		325314-0	10.4	-0.4	0.0	-0.1	0.7	1.7
Mixed fertilizers, dry, mixing only.....		325314-01	14.2	-0.7	-0.1	0.2	0.8	1.8
Mixed fertilizers, liquid, mixing only.....		325314-02	-4.8	1.2	0.8	-1.6	-0.3	1.5
Secondary products and miscellaneous receipts.....		325314-SM						
Miscellaneous receipts.....		325314-M	—	1.3	-1.1	0.0	-3.6	0.4
Pesticide and other agricultural chemical mfg.....	32532		20.3	-3.7	-6.4	2.4	1.1	1.8
Pesticide and other agricultural chemical manufacturing.....	325320		20.3	-3.7	-6.4	2.4	1.1	1.8
Primary products.....		325320-P	21.1	-4.0	-6.7	2.5	1.2	1.8
Agricultural and commercial pesticides and chemicals.....		325320-1	22.5	-5.2	-7.7	2.8	1.4	1.7
Lawn and garden pesticides and chemicals.....		325320-4	17.3	10.6	0.0	1.1	0.0	3.9
Household and institutional pesticides and chemicals.....		325320-7	10.8	0.6	0.0	0.0	0.0	0.7
Secondary products and miscellaneous receipts.....		325320-SM						
Pharmaceutical and medicine mfg.....	3254		4.4	0.1	0.3	0.0	-0.6	1.9

See footnotes at end of table.

Table 12. Producer price index percentage changes for the net output of selected industries and their products, not seasonally adjusted — Continued
 [January 2023]

Title ¹	Industry code	Product code	Unadjusted 12-month percent change ²	Unadjusted 1-month percent change ²				
			Jan. 2022 to Jan. 2023 ^P	Aug. to Sept.	Sept. to Oct. ^P	Oct. to Nov. ^P	Nov. to Dec. ^P	Dec. to Jan. ^P
Pharmaceutical and medicine mfg - Continued								
Pharmaceutical and medicine mfg.	32541		4.4	0.1	0.3	0.0	-0.6	1.9
Medicinal and botanical manufacturing.	325411		0.4	0.3	-0.1	0.5	-0.2	0.4
Primary products.		325411-P	0.4	0.3	-0.1	0.5	-0.2	0.4
Synthetic organic medicinal chemicals, medicinal & botanical drugs, & other products.		325411-0	0.4	0.3	-0.1	0.5	-0.2	0.4
Secondary products and miscellaneous receipts.		325411-SM1						
Pharmaceutical preparation manufacturing.	325412		5.1	0.1	0.3	0.0	-0.3	2.1
Primary products.		325412-P	2.8	0.0	0.1	0.0	-0.4	2.2
Pharmaceuticals acting on the respiratory system, for human use.		325412-A	-0.9	0.0	0.2	0.0	-2.5	1.5
Antihistamines and bronchodilators, including antiasthmatics.		325412-A111	2.6	0.0	0.0	0.0	0.0	2.5
Other respiratory preparations.		325412-A112	-3.2	0.0	0.3	0.0	-3.4	0.0
Other respiratory preparations, over-the-counter.		325412-A112OC	1.1	0.0	1.8	0.0	0.0	0.0
Other respiratory preparations, prescription.		325412-A112RX	-4.1	0.0	0.0	0.0	-4.1	0.0
Pharmaceuticals acting on the digestive or the genito-urinary systems, for human use.		325412-D	-0.3	0.0	0.0	0.0	0.0	0.2
Other digestive or genito-urinary preparations.		325412-D112	-0.3	0.0	0.0	0.0	0.0	0.2
Other digestive or genito-urinary preparations, prescription.		325412-D112RX	-0.4	0.0	0.0	0.0	0.0	0.3
Pharmaceuticals acting on the skin, for human use.		325412-G	2.5	0.0	0.0	0.0	0.0	2.6
Other pharmaceutical preparations acting on the skin.		325412-G311	2.8	0.0	0.0	0.0	0.0	2.9
Anti-acne preparations.		325412-G611	0.1	0.0	0.0	0.0	0.0	0.1
Vitamin, nutrient, and hematonic preparations, for human use.		325412-L	3.7	0.1	0.7	0.0	0.1	0.0
Multivitamins.		325412-L111	5.8	0.0	0.4	0.0	0.0	0.0
Other vitamins and nutrients.		325412-L112	2.2	0.1	0.9	0.0	0.1	0.0
Pharmaceuticals affecting parasitic and infective diseases, for human use.		325412-Q	1.3	0.0	0.0	0.1	0.0	0.7
Broad and medium spectrum antibiotics.		325412-Q111	0.6	0.0	0.0	0.6	0.0	0.0
Systemic antivirals.		325412-Q112	4.9	0.0	0.0	0.0	0.0	3.2
Other parasitic and infective diseases.		325412-Q113	1.3	0.0	0.0	0.0	0.0	1.0
Pharmaceuticals affecting neoplasms, the endocrine system, & metabolic diseases, for human use.		325412-1	2.8	0.0	0.0	0.0	0.0	2.2
Cancer therapy products.		325412-1111	3.2	0.0	0.0	0.0	0.0	1.8
Insulin/antidiabetes products.		325412-1112	2.8	0.0	0.0	0.0	0.0	2.5
Other neoplasms, endocrine system, and metabolic diseases.		325412-1113	3.1	0.0	0.0	0.0	0.0	2.4
Hormones and oral contraceptives.		325412-1114	1.1	0.0	0.0	0.0	0.0	0.6
Pharmaceuticals acting on the central nervous system and the sense organs, for human use.		325412-4	4.9	0.0	0.0	0.0	0.0	2.9
Analgesics.		325412-4111	2.2	0.0	0.0	0.0	0.0	0.0
Psychotherapeutics.		325412-4112	3.7	0.0	0.0	0.0	0.0	2.8
Antidepressants.		325412-41121	3.5	0.0	0.0	0.0	0.0	2.7
Other psychotherapeutics, including tranquilizers.		325412-41123	5.0	0.0	0.0	0.0	0.0	4.3
Other central nervous system and sense organs.		325412-4113	6.5	0.0	0.0	0.0	0.0	4.5
Anticonvulsants.		325412-4114	7.3	0.0	0.0	0.0	0.0	4.1
Analgesics, over-the-counter.		325412-4111OC	0.6	0.0	0.0	0.0	0.0	0.0
Analgesics, prescription.		325412-4111RX	2.4	0.0	0.0	0.0	0.0	0.0
Pharmaceuticals acting on the cardiovascular system, for human use.		325412-7	4.8	0.0	0.0	0.0	0.0	4.8
Other cardiovascular preparations.		325412-7113	3.8	0.0	0.0	0.0	0.0	3.8
Secondary products and miscellaneous receipts.		325412-SM						
Miscellaneous receipts.		325412-M	23.6	1.3	1.9	0.0	0.0	0.0
Secondary products.		325412-S	3.9	0.0	0.5	0.0	0.0	3.3
In-vitro diagnostic substance manufacturing.	325413		0.5	-0.6	0.1	0.0	-0.3	0.6
Primary products.		325413-P	0.6	-0.4	0.2	0.0	-0.3	0.5
In-vitro diagnostic substances.		325413-0	0.6	-0.4	0.2	0.0	-0.3	0.5
Secondary products and miscellaneous receipts.		325413-SM						
Other biological product manufacturing.	325414		1.3	0.0	0.3	-0.1	-2.5	0.9
Primary products.		325414-P	1.7	0.0	0.3	-0.1	0.0	0.8
Biological products, excluding diagnostic, for veterinary, industrial, and all other misc. uses.		325414-A	-	0.1	1.7	-0.7	0.0	-
Biological products, excluding diagnostic, for human use.		325414-T	1.8	0.0	0.0	0.0	0.0	1.2
Secondary products and miscellaneous receipts.		325414-SM1						
Paint, coating & adhesive mfg.	3255		13.9	0.9	0.6	0.0	0.3	0.1
Paint and coating mfg.	32551		14.1	0.8	0.8	0.1	0.3	0.2
Paint and coating manufacturing.	325510		14.1	0.8	0.8	0.1	0.3	0.2
Primary products.		325510-P	13.6	0.8	0.4	0.1	0.3	0.2

See footnotes at end of table.

Table 12. Producer price index percentage changes for the net output of selected industries and their products, not seasonally adjusted — Continued
 [January 2023]

Title ¹	Industry code	Product code	Unadjusted 12-month percent change ²	Unadjusted 1-month percent change ²				
				Jan. 2022 to Jan. 2023 ^P	Aug. to Sept.	Sept. to Oct. ^P	Oct. to Nov. ^P	Nov. to Dec. ^P
Paint and coating manufacturing - Continued								
Miscellaneous allied paint products including paint and varnish removers, thinners, etc.		325510-B	7.2	1.6	-0.8	0.0	0.0	0.1
Architectural coatings.		325510-1	16.0	0.8	1.2	0.0	0.5	0.0
Exterior architectural coatings.		325510-11	21.6	1.5	1.4	0.0	1.4	0.1
Interior architectural coatings.		325510-12	12.8	0.3	1.0	0.0	0.0	0.0
Product finishes for original equipment manufacturers (OEM), excluding marine coatings.		325510-4	14.3	1.0	0.3	0.3	0.3	0.3
Transportation finishes, except powdered and high-solids coatings.		325510-41	9.9	0.8	1.6	0.7	1.1	2.1
All other product finishes for original equipment manufacturers (OEM), excluding marine coating.		325510-42	16.2	1.1	-0.1	0.2	0.0	-0.2
Special purpose coatings incl. marine, industrial, construction and maintenance coatings, etc.		325510-7	9.8	0.5	-0.7	0.2	0.1	0.7
Automotive, other transportation and machinery refinish paints and enamels, including primers.		325510-71	15.6	0.0	0.3	0.0	0.0	-0.8
Special purpose coatings, including all marine coatings and traffic marking paints.		325510-72	7.0	0.7	-1.1	0.2	0.1	0.8
Secondary products and miscellaneous receipts.		325510-SM						
Secondary products.		325510-S	19.1	0.0	0.0	0.0	0.0	-0.4
Adhesive mfg.	32552		13.5	1.2	0.2	-0.2	0.3	-0.1
Adhesive manufacturing.	325520		13.5	1.2	0.2	-0.2	0.3	-0.1
Primary products.		325520-P	13.2	0.7	0.3	-0.2	0.2	-0.1
Nonstructural caulking compounds and sealants.		325520-A	16.7	0.0	0.0	0.0	-0.1	1.6
Structural sealants (load bearing).		325520-B	1.9	0.0	0.9	0.0	-3.0	0.0
Synthetic resin & rubber adhesives, incl all types of bonding & laminating adhesives.		325520-4	12.6	1.1	0.3	-0.3	0.6	-1.0
Epoxy adhesives.		325520-41	15.3	5.2	0.0	0.0	0.0	0.2
Other synthetic resin and rubber adhesives.		325520-46	7.2	1.2	0.2	-0.4	-1.0	0.2
Secondary products and miscellaneous receipts.		325520-SM						
Secondary products.		325520-S	17.7	1.2	-0.1	0.0	0.4	3.3
Soap, cleaners, and toilet preparation mfg.	3256		8.9	0.1	0.1	0.1	0.9	1.2
Soap & cleaning compound mfg.	32561		10.0	0.0	-0.2	0.2	1.7	0.9
Soap and other detergent manufacturing.	325611		12.5	0.9	0.1	0.9	2.3	1.4
Primary products.		325611-P	13.5	1.0	0.2	1.2	3.0	1.2
Soaps and detergents, commercial, industrial, and institutional.		325611-1	20.1	0.0	0.2	0.5	7.5	2.4
Commercial, industrial, and institutional hard surface cleaners.		325611-11	14.8	0.0	0.0	0.0	0.0	8.1
Commercial, industrial, and institutional laundry detergents.		325611-12	9.8	0.0	0.5	0.0	0.0	0.9
Commercial, industrial, and institutional dishwashing detergents.		325611-13	33.0	0.0	0.0	0.0	20.2	0.7
Commercial, industrial, and institutional metal cleaners.		325611-14	11.6	0.0	0.0	0.0	0.0	0.0
Dairy, farm, and food plant cleaners, sanitizers, etc.		325611-16	5.6	-	0.0	0.8	0.0	0.0
Commercial, industrial, and institutional soaps, excluding specialty cleaners.		325611-17	10.5	0.3	0.3	0.0	0.0	1.8
Commercial, industrial, and institutional scouring cleaners.		325611-18	-	0.0	-	-	-	-
Household detergents.		325611-4	8.0	2.3	0.2	2.6	0.1	0.0
Household alkaline detergents and cleaners.		325611-45	29.0	8.0	0.0	8.6	0.3	0.0
Household dry and liquid laundry detergents.		325611-46	0.4	0.0	0.3	0.0	0.0	0.0
Soaps, excluding specialty cleaners, household.		325611-7	12.9	0.7	0.0	0.0	0.6	0.1
Secondary products and miscellaneous receipts.		325611-SM						
Miscellaneous receipts.		325611-M	17.0	4.1	0.0	0.0	0.0	0.0
Secondary products.		325611-S	11.4	0.3	0.0	0.0	0.0	4.9
Polish and other sanitation good mfg.	325612		6.3	0.9	0.2	0.3	0.0	0.1
Primary products.		325612-P	5.7	0.2	0.3	0.4	0.0	0.1
Polishing preparations and related products.		325612-7	7.8	0.3	0.9	0.0	0.0	0.0
Specialty cleaning and sanitation products.		325612-8	6.7	0.2	0.2	0.0	0.0	0.2
Disinfectants, nonagricultural, industrial and institutional.		325612-81	14.5	1.4	0.0	0.0	0.0	0.4
Air and room fresheners.		325612-83	9.1	0.0	0.0	0.0	0.0	0.2
Laundry fabric softeners and rinses, liquid and dry.		325612-88	3.5	0.0	0.0	0.2	0.0	0.9
Other specialty cleaning and sanitation products.		325612-89	5.1	0.0	0.5	-0.1	0.1	0.1
Secondary products and miscellaneous receipts.		325612-SM						
Miscellaneous receipts.		325612-M	8.0	0.0	0.0	0.0	0.0	0.9
Surface active agent manufacturing.	325613		8.0	-2.1	-1.2	-1.2	1.9	0.0
Primary products.		325613-P	8.0	-2.1	-1.2	-1.2	2.0	0.0
Surfactants, finishing agents, and assistants.		325613-0	8.0	-2.1	-1.2	-1.2	2.0	0.0
Textile and leather assistants and finishes.		325613-01	14.7	2.2	0.1	-8.3	0.0	0.0
Surfactants (bulk surface active agents).		325613-02	-	-2.8	-1.4	0.0	2.3	-
Secondary products and miscellaneous receipts.		325613-SM						

See footnotes at end of table.

Table 12. Producer price index percentage changes for the net output of selected industries and their products, not seasonally adjusted — Continued
 [January 2023]

Title ¹	Industry code	Product code	Unadjusted 12-month percent change ²	Unadjusted 1-month percent change ²				
			Jan. 2022 to Jan. 2023 ^P	Aug. to Sept.	Sept. to Oct. ^P	Oct. to Nov. ^P	Nov. to Dec. ^P	Dec. to Jan. ^P
Surface active agent manufacturing - Continued								
Toilet preparation mfg.	32562		7.6	0.1	0.5	0.0	0.0	1.4
Toilet preparation manufacturing	325620		7.6	0.1	0.5	0.0	0.0	1.4
Primary products.....		325620-P	6.9	0.2	0.6	0.0	0.0	1.4
Denture cleaners, mouthwashes, gargles, and rinses.....		325620-A	7.8	0.1	-0.2	0.2	-0.1	0.0
Creams, lotions, and oils, excluding shaving, hair, and deodorant.....		325620-D	9.5	0.2	1.4	0.0	0.0	4.4
Other cosmetics and toilet preparations.....		325620-G	4.6	0.0	0.0	0.0	0.0	0.3
Shaving preparations.....		325620-1	14.2	0.1	0.0	0.3	0.0	0.0
Perfumes, toilet waters, and colognes.....		325620-4	5.6	0.0	1.1	0.0	0.0	0.0
Hair preparations (including shampoos).....		325620-7	8.0	0.5	0.8	0.1	0.2	1.5
Hair preparations incl professional, consumer, and cream/gel shampoos.....		325620-71	8.2	0.6	0.8	0.1	0.2	1.5
Hair tonics and hair dressings incl professional and consumer use.....		325620-72	7.2	0.1	0.7	0.2	0.1	1.6
Secondary products and miscellaneous receipts.....		325620-SM						
Secondary products.....		325620-S	10.8	0.2	1.7	0.2	0.2	0.2
Other chemical product & preparation mfg.....	3259		6.1	-0.8	-1.3	0.3	-0.1	0.3
Printing ink mfg.	32591		9.3	-0.6	0.0	0.7	0.1	1.6
Printing ink manufacturing.....	325910		9.4	-0.6	0.0	0.7	0.1	1.6
Primary products.....		325910-P	9.7	-0.6	0.0	0.7	0.1	1.6
Flexographic printing inks.....		325910-A	16.7	0.0	0.0	0.0	0.0	0.0
Nonimpact/digital inks.....		325910-E	6.0	-1.7	0.0	2.0	0.4	-0.1
All other printing inks.....		325910-H	8.3	1.2	0.5	-0.3	0.0	2.3
Lithographic and offset inks.....		325910-6	11.2	0.0	0.0	0.0	0.0	4.1
News and nonheat web offset printing inks.....		325910-61	13.1	0.0	0.0	0.0	0.0	4.9
Publication and commercial web inks.....		325910-62	13.2	0.0	0.0	0.0	0.0	7.0
Sheet-fed general inks.....		325910-63	8.4	0.0	0.0	0.0	0.0	0.0
Sheet-fed packaging inks.....		325910-64	6.8	0.0	0.0	0.0	0.0	0.0
Gravure printing inks.....		325910-7	0.4	0.0	0.0	0.0	0.0	0.0
Secondary products and miscellaneous receipts.....		325910-SM						
Miscellaneous receipts.....		325910-M	-1.1	0.0	0.0	0.0	0.0	0.0
Secondary products.....		325910-S	1.7	-2.0	0.1	0.0	-0.5	0.5
Explosives mfg.....	32592		6.2	-0.1	1.2	1.1	-1.0	-1.7
Explosives manufacturing.....	325920		6.2	-0.1	1.2	1.1	-1.0	-1.7
Primary products.....		325920-P	7.5	-0.1	1.3	1.3	-1.2	-1.8
Explosives and blasting accessories.....		325920-0	7.5	-0.1	1.3	1.3	-1.2	-1.8
Secondary products and miscellaneous receipts.....		325920-SM						
All other chemical product & preparation mfg.....	32599		5.7	-0.8	-1.6	0.2	-0.1	0.2
Custom compounding of purchased resins.....	325991		-2.6	0.2	-2.7	0.2	-0.6	-2.6
Primary products.....		325991-P	-2.6	0.2	-3.0	0.2	-0.6	-2.6
Custom compounding of purchased resins and color concentrates.....		325991-0	-2.6	0.2	-3.0	0.2	-0.6	-2.6
Secondary products and miscellaneous receipts.....		325991-SM						
Photographic Film, Paper, Plate, Chemical, and Copy Toner Manufacturing.....	325992		9.3	1.4	-3.8	-0.1	-0.6	4.4
Primary products.....		325992-P	11.5	0.8	-5.6	3.5	-1.3	4.9
Photographic sensitized film, plates, paper, & cloth.....		325992-T	14.3	0.8	-7.2	4.4	-1.5	7.0
Photographic sensitized film, plates, paper, & cloth, silver-halide-type (excl X-ray).....		325992-T1	14.4	0.1	-	-	-2.8	8.4
Photographic sensitized film, plates, paper & cloth, other than silver-halide-type (incl X-ray).....		325992-T3	8.9	1.9	0.4	-0.1	0.4	0.0
Prepared photographic chemicals.....		325992-5	4.3	0.8	-0.1	0.6	-0.6	0.0
Secondary products and miscellaneous receipts.....		325992-SM						
Other miscellaneous chemical product manufacturing.....	325998		9.7	-2.4	0.1	0.4	0.4	0.6
Primary products.....		325998-P	9.4	-2.7	0.1	0.3	0.5	0.6
Water treating compounds.....		325998-A	-1.1	-4.7	-0.2	0.5	0.7	0.0
All other chemical preparations, including essential oils, matches, and gelatin.....		325998-J	12.9	-2.1	0.1	-0.1	0.6	1.2
Secondary products and miscellaneous receipts.....		325998-SM						
Miscellaneous receipts.....		325998-M	3.6	0.3	0.0	1.1	0.0	1.5
Secondary products.....		325998-S	17.9	-0.3	0.4	0.5	0.0	0.0
Plastics and rubber products mfg.....	326		6.7	-0.1	-0.3	-0.1	0.0	0.0
Plastics product mfg.....	3261		5.9	-0.2	-0.5	-0.2	0.0	-0.4
Unsupported plastics film, sheet, and bag mfg.....	32611		1.8	-0.7	-0.4	-0.6	-1.0	-0.4
Plastics bag and pouch manufacturing.....	326111		2.9	0.0	-0.5	-1.1	0.0	0.4
Primary products.....		326111-P	3.1	0.0	-0.5	-1.1	0.0	0.4

See footnotes at end of table.

Table 12. Producer price index percentage changes for the net output of selected industries and their products, not seasonally adjusted — Continued
 [January 2023]

Title ¹	Industry code	Product code	Unadjusted 12-month percent change ²	Unadjusted 1-month percent change ²				
			Jan. 2022 to Jan. 2023 ^P	Aug. to Sept.	Sept. to Oct. ^P	Oct. to Nov. ^P	Nov. to Dec. ^P	Dec. to Jan. ^P
Plastics bag and pouch manufacturing - Continued								
Single-web film specialty bags, pouches, and liners.....		326111-1	2.7	0.0	-0.5	-1.3	0.0	0.4
Polyethylene grocery and variety bags and pouches.....		326111-11	3.4	-0.2	-0.1	-0.8	0.0	0.0
Polyethylene refuse bags.....		326111-12	-5.9	-0.2	-2.4	-3.8	0.0	-1.4
Other polyethylene bags, pouches, and liners.....		326111-15	12.9	0.1	-0.2	-0.8	0.1	2.1
Coextruded single-web film specialty bags, pouches, & liners.....		326111-16	-1.7	-1.2	0.0	0.0	0.0	0.0
Multiweb film/film combination specialty bags, pouches, and liners.....		326111-3	6.4	0.0	-0.1	0.7	0.0	-1.0
Secondary products and miscellaneous receipts.....		326111-SM						
Secondary products.....		326111-S	1.4	-0.4	-1.2	-1.0	0.0	1.1
Plastics packaging film and sheet mfg.....	326112		-2.9	-0.1	-0.7	-1.2	-0.7	-1.1
Primary products.....		326112-P	-3.6	0.1	-0.7	-1.2	-0.7	-1.2
Single-web film, rolls, and sheets, including coextruded, for flexible packaging uses.....		326112-1	-1.6	0.5	-1.2	-1.6	0.9	-1.5
Single-web film, rolls, and sheets for flexible packaging uses.....		326112-11	-1.1	0.8	-0.6	-1.6	0.6	-1.8
Coextruded single-web film, for flexible packaging uses.....		326112-12	-4.3	-0.6	-4.3	-1.7	1.9	-0.5
Film/film multiweb laminated rolls and sheets, excluding foil, for flexible packaging uses.....		326112-3	-7.7	-1.0	0.5	-0.1	-4.7	0.5
Secondary products and miscellaneous receipts.....		326112-SM						
Secondary products.....		326112-S	4.8	-1.7	-0.7	-2.3	-0.4	0.2
Nonpackaging plastics film and sheet mfg.....	326113		4.5	-1.4	-0.2	0.0	-1.6	-0.3
Primary products.....		326113-P	5.5	-1.1	-0.3	-0.4	-1.3	-0.3
Unlaminated plastics film and sheet, excluding packaging.....		326113-0	5.5	-1.1	-0.3	-0.4	-1.3	-0.3
Unlaminated polyethylene film and sheet.....		326113-01	8.3	1.6	0.8	-0.2	-0.4	-0.2
Unlaminated vinyl and vinyl copolymer film and sheet.....		326113-03	14.0	2.2	0.0	0.0	-2.2	0.0
Miscellaneous unlaminated plastics film and sheet.....		326113-04	4.5	-5.4	-0.7	-0.2	-1.7	0.1
Secondary products and miscellaneous receipts.....		326113-SM						
Secondary products.....		326113-S	-0.9	-3.2	0.4	3.6	-5.1	-0.4
Plastics pipe/fitting/unsupported shapes mfg.....	32612		7.3	-0.6	-0.9	-0.1	0.1	-0.3
Unlaminated plastics profile shape mfg.....	326121		9.4	-1.2	-1.5	2.2	1.9	0.6
Primary products.....		326121-P	9.9	-1.4	-1.6	2.4	1.9	0.7
Unlaminated plastics profile shapes.....		326121-0	9.9	-1.4	-1.6	2.4	1.9	0.7
Secondary products and miscellaneous receipts.....		326121-SM						
Plastics pipe and pipe fitting manufacturing.....	326122		6.4	-0.4	-0.7	-1.0	-0.7	-0.6
Primary products.....		326122-P	6.2	-0.5	-0.6	-1.0	-0.7	-0.6
Plastics pipe.....		326122-1	5.5	-0.8	-0.8	-1.1	-0.5	-0.7
Plastics drain, waste, and vent pipe.....		326122-11	-2.0	0.7	-1.0	-4.8	0.4	-4.4
Plastics water pipe.....		326122-13	10.7	-0.5	0.3	-0.1	-2.1	1.7
Plastics sewer, stormdrain, and water main pipe.....		326122-18	6.7	-3.1	-1.6	1.0	-0.4	-0.5
Other plastics pipe.....		326122-1B	0.4	-2.2	-2.3	0.0	0.0	0.5
Plastics pipe fittings and unions.....		326122-3	9.6	1.1	0.1	-0.9	-1.7	-0.3
Secondary products and miscellaneous receipts.....		326122-SM						
Miscellaneous receipts.....		326122-M	9.2	6.4	-5.0	0.7	-0.4	-1.8
Secondary products.....		326122-S1	11.6	-0.5	1.5	-0.2	-0.2	0.1
Laminated plastics plate, sheet, and shape mfg.....	32613		8.5	-0.3	0.0	0.2	-0.1	-0.1
Laminated plastics plate, sheet (except packaging), and shape manufacturing.....	326130		8.5	-0.3	0.0	0.2	-0.1	-0.1
Primary products.....		326130-P	9.1	-0.3	0.0	0.3	-0.1	0.0
Laminated plastics plates, sheet (except packaging), and shapes.....		326130-0	9.1	-0.3	0.0	0.3	-0.1	0.0
Secondary products and miscellaneous receipts.....		326130-SM						
Secondary products.....		326130-S	-	0.5	0.0	-	-	-
Polystyrene foam product mfg.....	32614		10.6	0.8	-2.8	0.3	-1.7	0.0
Polystyrene foam product manufacturing.....	326140		10.6	0.8	-2.8	0.3	-1.7	0.0
Primary products.....		326140-P	12.5	1.0	-3.4	0.3	-2.1	-0.1
Packaging, polystyrene foam products.....		326140-2	14.2	2.2	-4.5	0.9	-2.8	-0.5
Polystyrene foam food containers.....		326140-21	-1.0	3.8	-7.6	1.5	-4.1	-1.0
Polystyrene foam protective shipping pads, shaped cushioning, etc.....		326140-22	44.2	0.0	0.0	0.0	-0.9	0.5
Building and construction polystyrene foam products.....		326140-3	21.5	0.0	0.0	-0.3	-0.2	0.1
Consumer and institutional polystyrene foam products.....		326140-5	4.9	0.4	-4.7	0.6	-2.9	0.3
All other polystyrene foam products incl. transportation application uses.....		326140-9	21.8	0.0	0.0	-1.9	0.0	0.0
Secondary products and miscellaneous receipts.....		326140-SM						
Foam product (ex polystyrene) mfg.....	32615		5.9	0.0	-0.2	-0.1	1.8	0.0
Urethane and other foam product mfg.....	326150		5.9	0.0	-0.2	-0.1	1.8	0.0
Primary products.....		326150-P	5.8	0.0	-0.2	-0.1	2.0	-0.1

See footnotes at end of table.

Table 12. Producer price index percentage changes for the net output of selected industries and their products, not seasonally adjusted — Continued
 [January 2023]

Title ¹	Industry code	Product code	Unadjusted 12-month percent change ²	Unadjusted 1-month percent change ²				
				Jan. 2022 to Jan. 2023 ^P	Aug. to Sept.	Sept. to Oct. ^P	Oct. to Nov. ^P	Nov. to Dec. ^P
Urethane and other foam product mfg. - Continued								
Packaging polyurethane foam products.....		326150-2	0.0	0.0	0.0	0.0	0.0	0.0
Furniture and furnishings polyurethane foam products.....		326150-4	5.2	-0.2	-0.7	-0.2	1.8	-0.7
Polyurethane foam formed and slab stock for pillows, seating, and cushioning...		326150-41	-3.1	-0.8	-2.6	-0.8	0.3	-0.1
Consumer and institutional polyurethane foam products.....		326150-5	15.3	0.0	0.0	0.0	12.3	0.0
All other miscellaneous polyurethane foam products.....		326150-6	4.2	0.0	0.3	0.0	0.1	0.0
Products made of foam other than polystyrene or polyurethane.....		326150-9	5.3	0.5	0.3	0.0	0.0	1.8
Secondary products and miscellaneous receipts.....		326150-SM						
Secondary products.....		326150-S	6.2	0.0	0.2	-0.2	0.2	0.3
Plastics bottle mfg.....	32616		4.5	-0.5	-0.8	-0.2	0.0	-2.5
Plastics bottle manufacturing.....	326160		4.5	-0.5	-0.8	-0.2	0.0	-2.5
Primary products.....		326160-P	4.8	-0.5	-0.9	-0.2	0.0	-2.5
Plastics bottles.....		326160-0	4.8	-0.5	-0.9	-0.2	0.0	-2.5
Secondary products and miscellaneous receipts.....		326160-SM						
Other plastics product mfg.....	32619		6.6	0.0	0.0	-0.3	0.4	-0.3
Plastics plumbing fixture manufacturing.....	326191		5.7	0.1	0.0	-0.3	0.5	1.7
Primary products.....		326191-P	5.6	0.1	0.0	-0.3	0.6	1.7
Plastics plumbing fixtures.....		326191-0	5.6	0.1	0.0	-0.3	0.6	1.7
Secondary products and miscellaneous receipts.....		326191-SM						
Miscellaneous receipts.....		326191-M	5.4	0.2	0.2	0.0	0.0	-3.5
All other plastics product manufacturing.....	326199		6.6	0.0	0.0	-0.3	0.4	-0.3
Primary products.....		326199-P	6.5	0.0	0.0	-0.3	0.2	-0.4
All other reinforced and fiberglass plastics products.....		326199-A	10.4	0.9	0.0	0.0	1.7	0.8
Consumer/institutional/commercial fabricated plastics products (excl. foam and wire coated).....		326199-C	12.8	-0.7	0.4	0.2	0.0	0.3
Transportation fabricated plastics products (excluding foam and reinforced plastics).....		326199-1	3.6	0.3	0.3	-0.1	0.0	0.0
Electrical and electronic fabricated plastics (excluding foam and reinforced plastics).....		326199-2	12.9	2.0	0.9	0.0	1.6	0.0
Industrial machinery plastics products, excluding foam (incl. gears, bearings, etc.).....		326199-3	10.6	0.2	3.8	-0.9	1.7	0.0
Plastics packaging (excluding film, sheet, foam, and bottles).....		326199-4	-0.5	0.1	-1.3	-1.1	0.0	-2.2
Building & construction fabricated plastics products (excl. foam, plumbing fixtures, hardware).....		326199-8	5.4	-0.2	-0.3	-0.5	-0.4	-0.5
Secondary products and miscellaneous receipts.....		326199-SM						
Miscellaneous receipts.....		326199-M	8.4	-0.1	0.3	0.0	4.9	0.3
Secondary products.....		326199-S	6.4	0.0	-0.2	-0.1	0.0	0.4
Rubber product mfg.....	3262		10.4	0.2	0.5	0.3	0.2	1.7
Tire mfg.....	32621		13.9	0.4	0.8	0.5	0.5	2.5
Tire manufacturing, except retreading.....	326211		13.9	0.4	0.8	0.5	0.5	2.5
Primary products.....		326211-P	14.4	0.4	0.9	0.5	0.5	2.6
Tread rubber, tire sundries, and repair materials.....		326211-H	12.4	0.0	0.0	0.0	0.0	0.0
Pneumatic tires (including passenger, truck, bus, tractor, industrial, and other tires).....		326211-0	14.7	0.5	1.0	0.6	0.6	2.8
Passenger car pneumatic tires (casings).....		326211-01	14.1	0.0	2.3	0.2	0.0	3.2
Truck and bus (including off-the-highway) pneumatic tires.....		326211-03	17.4	1.3	-1.0	1.4	1.7	2.3
Secondary products and miscellaneous receipts.....		326211-SM						
Rubber and plastics hose and belting.....	32622		4.1	0.0	-0.7	-0.1	0.1	0.5
Rubber and plastics hose and belting mfg.....	326220		4.1	0.0	-0.7	-0.1	0.1	0.5
Primary products.....		326220-P	4.8	0.0	-0.4	-0.2	0.1	0.5
Rubber and plastics belt and belting mfg.....		326220-D	8.6	0.1	0.4	0.1	0.0	1.5
Rubber and plastics transmission belts and belting (excluding flat).....		326220-D2	9.9	0.0	1.0	0.0	0.0	0.7
Rubber and plastic hose mfg.....		326220-H	1.6	0.0	-0.9	-0.3	0.1	-0.7
Rubber and plastics hose for on- and off-highway motor vehicles.....		326220-H3	4.2	0.0	-1.0	-0.9	0.0	0.0
Industrial rubber and plastics hose without fittings.....		326220-H4	-3.0	0.0	-2.0	0.0	0.0	-1.0
Rubber and plastics water hose (incl. fire, irrigation, etc.).....		326220-H5	0.5	0.0	-0.5	0.0	1.0	-1.3
Secondary products and miscellaneous receipts.....		326220-SM						
Miscellaneous receipts.....		326220-M	—	0.0	-4.1	0.0	—	—
Other rubber product mfg.....	32629		8.4	0.2	0.5	0.3	0.0	1.1
Rubber product mfg. for mechanical use.....	326291		5.1	0.0	0.1	0.4	0.0	1.4
Primary products.....		326291-P	4.9	0.0	0.0	0.4	0.0	1.5
Other extruded rubber mechanical goods (excl. auto)(excl. tubing).....		326291-C	3.3	0.0	0.0	0.7	0.0	0.0
Molded rubber mechanical goods, automotive.....		326291-1	3.0	0.0	0.0	0.0	0.0	2.2

See footnotes at end of table.

Table 12. Producer price index percentage changes for the net output of selected industries and their products, not seasonally adjusted — Continued
[January 2023]

Title ¹	Industry code	Product code	Unadjusted 12-month percent change ²	Unadjusted 1-month percent change ²				
				Jan. 2022 to Jan. 2023 ^P	Aug. to Sept.	Sept. to Oct. ^P	Oct. to Nov. ^P	Nov. to Dec. ^P
Rubber product mfg. for mechanical use - Continued								
Molded rubber mechanical goods, transportation (excluding automotive)/off-highway machinery.....		326291-2	5.2	0.0	0.0	0.0	0.0	2.3
Other molded rubber mechanical goods (excluding tubing).....		326291-9	6.3	0.0	0.0	0.0	0.0	0.0
Secondary products and miscellaneous receipts.....		326291-SM						
Secondary products.....		326291-S	6.1	0.0	0.4	1.0	0.0	0.5
All other rubber product manufacturing.....	326299		10.5	0.3	0.8	0.2	0.0	0.9
Primary products.....		326299-P	10.6	0.3	0.9	0.3	0.0	0.9
Rubber druggist and medical sundries, excluding gloves.....		326299-A	0.4	0.1	0.0	0.0	0.0	0.0
All other miscellaneous rubber goods.....		326299-B	7.4	2.0	0.0	0.0	0.0	2.6
Rubber compounds or mixtures for sale or interplant transfer.....		326299-6	12.6	0.0	2.6	0.0	0.0	-0.4
All other industrial rubber products.....		326299-7	14.3	0.1	0.5	1.1	0.0	0.0
Secondary products and miscellaneous receipts.....		326299-SM						
Nonmetallic mineral product manufacturing.....	327		11.9	0.5	0.5	0.7	0.4	2.1
Clay product and refractory manufacturing.....	3271		10.2	0.6	0.5	0.3	0.8	0.9
Pottery, ceramics, and plumbing fixture mfg.....	32711		11.6	0.6	0.1	0.3	0.1	0.1
Pottery, ceramics, and plumbing fixture mfg.....	327110		11.7	0.6	0.1	0.3	0.1	0.1
Primary products.....		327110-P	6.2	0.7	0.2	0.3	0.1	0.1
Vitreous china, porcelain, and earthenware (semivitreous) table and kitchenware..		327110-5	7.5	-	-	-	-	-
All other pottery products (including china decorated for the trade).....		327110-6	1.6	0.0	0.0	0.0	0.4	0.1
Porcelain, steatite, and other ceramic electrical products.....		327110-7	9.7	0.7	0.3	0.6	0.1	-0.2
Secondary products and miscellaneous receipts.....		327110-SM						
Clay building material and refractories mfg.....	32712		9.4	0.6	0.6	0.3	1.1	1.2
Clay building material and refractories mfg.....	327120		9.4	0.6	0.6	0.3	1.1	1.2
Primary products.....		327120-P	9.1	0.4	0.7	0.3	1.2	1.2
Brick and structural clay tile.....		327120-1	12.9	0.0	6.2	0.0	0.0	0.7
Building or common brick.....		327120-11	13.0	0.0	6.5	0.0	0.0	0.7
Glazed brick and other brick (paving, floor, and sewer).....		327120-12	10.8	0.0	0.1	0.0	0.0	1.8
Clay floor and wall tile, glazed and unglazed (including quarry tile and ceramic mosaic tile).....		327120-2	7.2	1.8	-1.6	0.4	1.1	0.2
Nonclay refractories (excluding dead-burned magnesia).....		327120-6	11.0	0.3	-0.9	0.5	0.8	2.1
Clay refractories.....		327120-7	5.6	0.0	0.0	0.0	2.8	1.6
All other structural clay products, excluding clay refractories.....		327120-9	6.8	0.5	0.0	0.0	0.6	0.0
Secondary products and miscellaneous receipts.....		327120-SM						
Miscellaneous receipts.....		327120-M	12.9	4.2	0.1	0.0	0.0	0.0
Glass and glass product manufacturing.....	3272		4.5	0.0	0.6	0.9	-0.1	2.1
Glass and glass product manufacturing.....	32721		4.5	0.0	0.6	0.9	-0.1	2.1
Flat glass manufacturing.....	327211		18.9	-0.6	1.9	0.4	-0.5	0.5
Primary products.....		327211-P	16.2	-0.7	2.0	0.5	-0.5	0.5
Flat glass (float, sheet, and plate process), made by flat glass producers.....		327211-1	17.9	-1.0	1.5	0.7	-0.8	0.8
Other glass products, made by flat glass producers.....		327211-4	12.3	0.0	3.4	0.0	0.0	0.0
Secondary products and miscellaneous receipts.....		327211-SM						
Other pressed and blown glass and glassware.....	327212		11.9	0.0	0.1	0.0	0.0	8.5
Primary products.....		327212-P	12.2	0.0	0.1	0.0	0.0	8.6
Glass fiber and machine-made pressed and blown glass and glassware, made by glass producers.....		327212-B	12.3	0.0	0.1	0.0	0.0	8.8
Handmade pressed and blown glass and glassware, made by glass producers.....		327212-9	-	0.0	0.1	0.0	0.4	0.0
Secondary and miscellaneous receipts.....		327212-SM						
Glass container manufacturing.....	327213		5.7	0.0	0.0	2.3	0.0	2.4
Primary products.....		327213-P	5.7	0.0	0.0	2.3	0.0	2.4
Glass containers (including value of packaging).....		327213-0	5.7	0.0	0.0	2.3	0.0	2.4
Secondary products and miscellaneous receipts.....		327213-SM1						
Glass product mfg. made of purchased glass.....	327215		-2.3	0.2	0.6	0.8	0.0	0.8
Primary products.....		327215-P	-2.7	0.2	0.7	0.8	0.0	0.8
Pressed and blown glassware, made from purchased glass.....		327215-E	-	-	-	-	-	3.4
Machine-made pressed and blown glassware, made from purchased glass.....		327215-E1	-	0.1	0.4	0.0	-0.2	-
Other glass products, made from purchased glass.....		327215-F	5.0	0.3	0.9	1.1	0.0	0.8
Mirrors (decorated and undecorated), made from purchased glass.....		327215-9	-	0.0	0.0	0.0	-	-
Secondary products and miscellaneous receipts.....		327215-SM						
Secondary products.....		327215-S	-	-	-	-	-	-
Cement and concrete product manufacturing.....	3273		15.4	0.8	0.5	0.8	0.7	2.3

See footnotes at end of table.

Table 12. Producer price index percentage changes for the net output of selected industries and their products, not seasonally adjusted — Continued
 [January 2023]

Title ¹	Industry code	Product code	Unadjusted 12-month percent change ²	Unadjusted 1-month percent change ²				
			Jan. 2022 to Jan. 2023 ^P	Aug. to Sept.	Sept. to Oct. ^P	Oct. to Nov. ^P	Nov. to Dec. ^P	Dec. to Jan. ^P
Cement and concrete product manufacturing - Continued								
Cement manufacturing.....	32731		18.1	0.7	1.5	0.4	0.1	7.6
Cement manufacturing.....	327310		18.1	0.7	1.5	0.4	0.1	7.6
Primary products.....		327310-P	17.6	0.7	1.4	0.4	0.1	7.7
Cement, hydraulic (including cost of shipping containers).....		327310-0	17.6	0.7	1.4	0.4	0.1	7.7
Secondary products and miscellaneous receipts.....		327310-SM						
Ready-mix concrete manufacturing.....	32732		13.1	0.9	0.4	1.0	1.0	1.7
Ready-mix concrete manufacturing.....	327320		13.1	0.9	0.4	1.0	1.0	1.7
Primary products.....		327320-P	12.9	0.9	0.4	1.0	1.0	1.5
Northeast region ready-mix concrete.....		327320-A	7.8	-0.6	1.9	0.3	1.0	-1.0
Midwest region ready-mix concrete.....		327320-B	15.0	0.5	-0.4	3.5	1.8	4.7
South region ready-mix concrete.....		327320-C	12.8	1.5	0.1	-0.4	1.0	2.1
West region ready-mix concrete.....		327320-D	13.8	0.8	1.0	1.6	0.4	-0.9
Secondary products and miscellaneous receipts.....		327320-SM						
Miscellaneous receipts.....		327320-M	19.1	0.7	1.3	0.0	0.0	0.0
Secondary products.....		327320-S	11.9	0.0	0.0	0.0	0.0	7.6
Concrete pipe, brick, and block manufacturing.....	32733		19.9	1.8	0.3	0.7	1.0	3.8
Concrete block and brick manufacturing.....	327331		18.5	1.3	0.2	0.1	0.2	4.6
Primary products.....		327331-P	14.7	1.4	0.2	0.0	0.2	4.7
Concrete block and brick.....		327331-0	14.7	1.4	0.2	0.0	0.2	4.7
Structural concrete block, lightweight units (weighing less than 105 lb/cubic ft.) (dry weight).....		327331-01	16.3	1.2	0.8	0.0	0.0	5.3
Structural concrete block, mediumweight units (weighing 105 - 124 lb/cubic ft.) (dry weight).....		327331-02	13.6	2.1	0.5	0.0	0.4	3.4
Structural concrete block, normalweight units (weighing 125 lb or more/cubic ft.) (dry weight).....		327331-03	15.9	1.7	0.2	0.0	0.5	4.2
Decorative concrete block (including screen, split, slump, shadowal block, etc.).....		327331-04	13.7	1.2	-0.1	-0.1	0.1	4.6
Concrete pavers (including grid, interlocking, etc.).....		327331-05	14.2	1.5	0.0	0.0	0.1	4.4
Concrete brick.....		327331-06	12.2	0.4	0.0	0.0	0.0	5.9
Secondary products and miscellaneous receipts.....		327331-SM						
Miscellaneous receipts.....		327331-M	33.7	1.4	0.0	0.0	0.0	1.5
Secondary products.....		327331-S	22.8	-1.3	0.4	2.0	1.3	2.9
Concrete pipe manufacturing.....	327332		21.7	2.8	0.5	2.0	2.6	1.8
Primary products.....		327332-P	21.7	2.8	0.5	2.0	2.6	1.8
Concrete pipe.....		327332-0	21.7	2.8	0.5	2.0	2.6	1.8
Concrete storm sewer pipe.....		327332-02	16.6	1.1	2.0	-1.6	2.1	2.7
Concrete pipe, except concrete culvert and storm sewer pipe.....		327332-03	18.4	0.2	0.0	0.0	2.9	0.0
Secondary products and miscellaneous receipts.....		327332-SM1						
Other concrete product manufacturing.....	32739		17.4	0.1	0.5	0.7	0.3	1.7
Other concrete product manufacturing.....	327390		17.4	0.1	0.5	0.7	0.3	1.7
Primary products.....		327390-P	17.6	0.1	0.5	0.7	0.3	1.6
Precast concrete products.....		327390-1	12.6	0.4	0.8	0.3	0.4	1.8
Precast concrete slabs and tile, roof and floor units.....		327390-11	7.5	4.4	0.5	0.0	0.1	0.0
Precast concrete architectural wall panels.....		327390-12	17.2	-1.6	0.3	0.0	0.2	2.0
Burial vaults and boxes, precast concrete.....		327390-13	9.8	0.0	0.6	0.3	0.0	5.0
Precast concrete products (excl burial vaults and boxes, slabs and tile, and arch. wall panels).....		327390-14	12.9	0.0	1.2	0.5	0.6	1.8
Prestressed concrete products.....		327390-4	31.2	-0.6	-0.2	1.6	0.0	0.2
Prestressed concrete products (excl bridge beams and solid and hollow cored slabs and panels).....		327390-43	18.6	-0.5	0.0	0.1	0.1	0.2
Prestressed concrete bridge beams.....		327390-46	51.2	-1.2	-0.3	1.4	-0.2	0.0
Prestressed concrete solid and hollow cored slabs and panels.....		327390-47	29.3	0.1	-0.4	5.3	0.0	1.0
Secondary products and miscellaneous receipts.....		327390-SM						
Secondary products.....		327390-S	17.0	0.1	0.0	0.1	1.7	3.7
Lime and gypsum product manufacturing.....	3274		20.3	0.3	0.5	0.7	-0.2	5.2
Lime manufacturing.....	32741		44.9	0.4	2.3	1.6	-0.4	18.1
Lime manufacturing.....	327410		44.9	0.4	2.3	1.6	-0.4	18.1
Primary products.....		327410-P	45.4	0.4	2.3	1.6	-0.4	18.1
Lime.....		327410-0	45.4	0.4	2.3	1.6	-0.4	18.1
Gypsum product manufacturing.....	32742		10.3	0.2	-0.3	0.3	-0.2	0.0
Gypsum product manufacturing.....	327420		10.3	0.2	-0.3	0.3	-0.2	0.0

See footnotes at end of table.

Table 12. Producer price index percentage changes for the net output of selected industries and their products, not seasonally adjusted — Continued
[January 2023]

Title ¹	Industry code	Product code	Unadjusted 12-month percent change ²	Unadjusted 1-month percent change ²				
				Jan. 2022 to Jan. 2023 ^P	Aug. to Sept.	Sept. to Oct. ^P	Oct. to Nov. ^P	Nov. to Dec. ^P
Gypsum product manufacturing - Continued								
Primary products.....		327420-P	10.7	0.3	-0.3	0.4	-0.1	0.0
Gypsum building materials.....		327420-1	11.2	0.4	-0.4	0.4	-0.2	0.0
Other gypsum products.....		327420-5	8.4	0.0	0.0	0.0	0.0	0.0
Secondary products and miscellaneous receipts.....		327420-SM						
Other nonmetallic mineral products.....	3279		10.5	0.2	0.2	0.4	0.4	0.8
Abrasive product manufacturing.....	32791		10.0	-0.2	0.9	1.9	1.3	0.4
Abrasive product manufacturing.....	327910		10.0	-0.2	0.9	1.9	1.3	0.4
Primary products.....		327910-P	10.7	-0.2	0.8	2.0	1.3	0.4
Nonmetallic sized grains, powders, and flour abrasives (incl. graded only).....		327910-1	12.1	0.0	0.1	0.0	0.0	0.0
Nonmetallic abrasive products (including diamond abrasives).....		327910-4	14.2	0.2	1.5	4.1	0.1	0.2
Nonmetallic coated abrasive products and buffing wheels, polishing wheels, and laps.....		327910-7	12.8	0.5	1.5	2.6	2.3	0.0
Secondary products and miscellaneous receipts.....		327910-SM						
Miscellaneous receipts.....		327910-M	6.8	0.0	4.4	0.0	0.0	0.0
All other nonmetallic mineral product mfg.....	32799		10.6	0.3	0.1	0.0	0.1	0.8
Cut stone and stone product manufacturing.....	327991		8.3	0.5	0.1	0.0	0.0	0.0
Primary products.....		327991-P	8.7	0.6	0.1	0.0	0.0	0.0
Dressed dimension granite (including gneiss, syenite, diorite, and cut granite).....		327991-1	9.4	0.2	0.0	0.0	0.0	0.0
Dressed dimension limestone (including dolomite, travertine, calcareous, tufa, & cut limestone).....		327991-4	—	0.0	0.0	0.0	0.0	—
Dressed dimension marble and other stone.....		327991-7	10.0	1.8	0.3	0.0	0.0	0.0
Secondary products and miscellaneous receipts.....		327991-SM						
Ground or treated mineral and earth manufacturing.....	327992		9.9	0.0	0.4	-0.4	0.4	0.1
Primary products.....		327992-P	10.3	0.0	0.4	-0.4	0.4	0.1
Ground or treated minerals and earths.....		327992-0	10.3	0.0	0.4	-0.4	0.4	0.1
Treated lightweight aggregate and crushed slag, minerals and earths.....		327992-04	9.4	0.0	0.0	0.0	0.0	0.0
Other minerals or earths, treated.....		327992-06	-3.6	-2.3	0.1	0.5	1.0	0.1
Secondary products and miscellaneous receipts.....		327992-SM						
Mineral wool manufacturing.....	327993		11.7	0.5	-0.1	0.3	0.1	0.3
Primary products.....		327993-P	11.8	0.5	-0.1	0.3	0.1	0.3
Mineral wool for thermal and acoustical envelope insulation.....		327993-1	11.8	0.1	-0.2	0.4	0.3	-0.5
Mineral wool for industrial, equipment, and appliance insulation.....		327993-4	10.8	1.6	0.0	0.1	-0.4	1.5
Secondary products and miscellaneous receipts.....		327993-SM						
Miscellaneous receipts.....		327993-M1	7.6	0.0	0.0	1.0	0.0	0.0
Miscellaneous nonmetallic mineral products manufacturing.....	327999		12.2	0.1	0.2	0.0	0.0	3.3
Primary products.....		327999-P	12.4	0.0	0.2	0.0	0.0	3.4
All other nonmetallic mineral products.....		327999-0	12.4	0.0	0.2	0.0	0.0	3.4
Other nonmetallic mineral products.....		327999-09	10.4	0.1	0.9	0.0	0.2	3.8
Secondary products and miscellaneous receipts.....		327999-SM						
Primary metal mfg.....	331		-17.2	-4.3	-3.7	-1.1	-1.6	-0.4
Iron & steel mills & ferroalloy mfg.....	3311		-29.3	-6.8	-5.4	-3.4	-3.2	-2.3
Iron & steel mills & ferroalloy mfg.....	33111		-29.3	-6.8	-5.4	-3.4	-3.2	-2.3
Iron and steel mills and ferroalloy mfg.....	331110		-29.3	-6.8	-5.4	-3.4	-3.2	-2.3
Primary products.....		331110-P	-30.5	-7.1	-5.3	-3.5	-3.5	-2.9
Steel ingots and semifinished products.....		331110-3	-7.2	-3.5	-3.3	-1.5	-3.5	2.3
Ferroalloys and related products.....		331110-6	5.5	-2.5	-2.8	-1.5	-1.0	-1.3
Hot rolled steel bars, plates, and structural shapes.....		331110-7	-7.1	-2.5	-1.3	-3.1	-2.7	-2.8
Hot rolled steel bars, plates, and structural shapes, carbon.....		331110-71	-7.8	-2.5	-1.2	-2.8	-3.2	-2.6
Secondary products and miscellaneous receipts.....		331110-SM						
Steel product mfg from purchased steel.....	3312		-13.5	-3.9	-2.5	-1.7	-3.2	-0.8
Iron & steel pipe and tube mfg from purchased steel.....	33121		-10.1	-3.8	-2.2	-1.0	-3.1	-1.2
Iron and steel pipe and tube manufacturing from purchased steel.....	331210		-10.1	-3.8	-2.2	-1.0	-3.1	-1.2
Primary products.....		331210-P	-10.6	-3.8	-2.3	-1.0	-3.1	-1.3
Iron and steel pipes and tubes, from purchased iron and steel.....		331210-0	-10.6	-3.8	-2.3	-1.0	-3.1	-1.3
Pipe and tube, carbon.....		331210-02	-14.2	-3.0	-3.6	-1.0	-3.1	-1.6
Pipe and tube, alloy.....		331210-03	1.4	-7.1	2.8	-1.1	-3.4	-1.6
Pipe and tube, stainless.....		331210-04	7.5	-3.4	0.9	-1.0	-1.3	1.0
Secondary products and miscellaneous receipts.....		331210-SM1						
Rolling & drawing of purchased steel.....	33122		-18.2	-4.0	-3.1	-2.7	-3.2	-0.2

See footnotes at end of table.

Table 12. Producer price index percentage changes for the net output of selected industries and their products, not seasonally adjusted — Continued
 [January 2023]

Title ¹	Industry code	Product code	Unadjusted 12-month percent change ²	Unadjusted 1-month percent change ²				
				Jan. 2022 to Jan. 2023 ^P	Aug. to Sept.	Sept. to Oct. ^P	Oct. to Nov. ^P	Nov. to Dec. ^P
Rolling & drawing of purchased steel - Continued								
Rolled steel shape mfg.	331221		-35.0	-5.0	-4.0	-4.4	-4.7	-1.0
Primary products.		331221-P	-36.7	-4.8	-4.4	-5.0	-5.2	-1.4
Cold rolled steel sheet and strip, made from purchased steel.		331221-1	-50.3	-7.3	-5.2	-8.1	-7.4	-2.4
Cold finished steel bars and bar shapes, made from purchased steel.		331221-3	5.4	-0.2	-2.9	0.2	-1.8	0.1
Secondary products and miscellaneous receipts.		331221-SM						
Steel wire drawing.	331222		2.0	-3.1	-2.3	-1.4	-2.1	0.4
Primary products.		331222-P	1.5	-3.3	-2.4	-1.3	-2.2	0.4
Steel wire, including galvanized and other coated wire.		331222-5	8.2	-1.7	-1.7	-1.1	-1.4	0.4
Carbon steel wire.		331222-5A	2.7	-1.4	-0.8	-1.6	-1.9	-0.3
Stainless steel wire.		331222-5C	25.4	-2.7	-4.3	0.0	0.0	0.0
Secondary products and miscellaneous receipts.		331222-SM						
Miscellaneous receipts.		331222-M	–	-0.7	-0.2	-3.0	-0.3	0.0
Secondary products.		331222-S	–	-0.3	-2.5	0.0	-0.2	–
Alumina & aluminum production & processing.	3313		-7.2	-1.7	-3.4	-0.3	0.9	3.0
Alumina & aluminum production & processing.	33131		-7.2	-1.7	-3.4	-0.3	0.9	3.0
Secondary smelting and alloying of aluminum.	331314		0.1	-1.5	-2.9	-1.5	0.2	0.4
Primary products.		331314-P	-0.7	-1.5	-3.2	-1.7	0.2	0.3
Aluminum ingot, including billet, made by secondary smelters.		331314-2	-1.0	-1.7	-3.7	-1.9	0.2	0.4
Aluminum and aluminum-base alloys powders, paste, and flakes.		331314-5	1.1	0.0	0.0	0.1	0.0	-0.1
Secondary products and miscellaneous receipts.		331314-SM						
Aluminum sheet, plate, and foil mfg.	331315		-10.4	-1.5	-2.6	-1.3	1.1	2.4
Primary products.		331315-P	-10.4	-1.5	-2.6	-1.3	1.1	2.4
Aluminum sheet, plate, and foil.		331315-0	-10.4	-1.5	-2.6	-1.3	1.1	2.4
Other aluminum rolling, drawing, and extruding.	331318		-1.9	-0.4	-4.5	-1.0	1.3	4.9
Primary products.		331318-P	-2.2	-0.4	-4.5	-1.1	1.4	4.9
Extruded aluminum rod, bar, and other extruded shapes.		331318-1	-1.7	-0.4	-4.4	-1.1	1.4	4.7
Extruded and drawn aluminum tube.		331318-3	-5.4	-0.4	-4.7	-1.3	1.5	8.4
Secondary products and miscellaneous receipts.		331318-SM						
Nonferrous (exc alum) production & processing.	3314		-3.1	-1.6	-2.2	4.3	1.2	1.8
Nonferrous metal (except aluminum) smelting and refining.	33141		-9.3	-3.7	-2.0	4.3	2.2	3.4
Nonferrous metal (except aluminum) smelting and refining.	331410		-9.3	-3.7	-2.0	4.3	2.2	3.4
Primary products.		331410-P	-9.1	-3.7	-2.1	4.2	2.0	3.4
Primary smelting and refining of copper.		331410-1	-2.6	-0.1	-0.9	3.0	0.0	1.8
Secondary products and miscellaneous receipts.		331410-SM1						
Copper rolling/drawing/extruding & alloying.	33142		-4.4	0.5	-3.3	4.0	1.2	2.5
Copper rolling, drawing, extruding, and alloying.	331420		-4.4	0.5	-3.3	4.0	1.2	2.5
Primary products.		331420-P	-4.8	0.5	-3.5	4.4	1.2	2.4
Copper wire and cable.		331420-A	-5.5	0.3	-0.3	2.7	1.3	2.8
Copper and copper alloy mill shapes, except wire and cable.		331420-B	–	–	–	–	–	2.0
Copper and copper alloy sheet, strip, and plate.		331420-B1	-1.2	0.1	-2.1	7.2	1.0	3.9
Copper and copper alloy rod, bar, and shapes.		331420-B5	-5.2	-0.2	-2.6	7.7	1.3	2.1
Secondary smelting, refining, and alloying of copper.		331420-8	-5.5	-3.7	-4.8	2.5	-2.7	2.4
Secondary products and miscellaneous receipts.		331420-SM						
Other nonferrous roll/draw/extruding/alloying.	33149		1.2	-2.6	-1.3	4.4	0.7	0.2
Nonferrous metal (except copper and aluminum) rolling, drawing, and extruding.	331491		7.8	-0.1	-2.4	-0.7	0.1	1.9
Primary products.		331491-P	8.5	-0.1	-2.5	-0.4	0.0	2.0
All other nonferrous metal mill shapes.		331491-D	2.4	0.2	-5.3	0.4	0.4	1.6
Nickel and nickel-base alloy mill shapes.		331491-2	11.4	-1.5	-3.5	-1.6	-0.1	0.8
Titanium and titanium-base alloy mill shapes.		331491-3	13.6	0.7	0.4	0.0	0.0	1.7
Secondary products and miscellaneous receipts.		331491-SM						
Secondary products.		331491-S	–	-1.7	-0.6	0.0	0.4	-1.7
Secondary smelting, refining, and alloying of nonferrous metal (except copper and aluminum).	331492		-2.4	-3.9	-0.8	7.1	1.0	-1.2
Primary products.		331492-P	-2.6	-4.2	-0.8	7.7	1.0	-1.2
Secondary products and miscellaneous receipts.		331492-SM						
Foundries.	3315		10.3	0.1	-0.2	1.0	0.0	0.7
Ferrous metal foundries.	33151		11.0	-0.2	0.0	0.7	0.0	0.9
Iron foundries.	331511		9.0	-0.3	1.0	1.2	-0.3	-0.3

See footnotes at end of table.

Table 12. Producer price index percentage changes for the net output of selected industries and their products, not seasonally adjusted — Continued
 [January 2023]

Title ¹	Industry code	Product code	Unadjusted 12-month percent change ²	Unadjusted 1-month percent change ²				
				Jan. 2022 to Jan. 2023 ^P	Aug. to Sept.	Sept. to Oct. ^P	Oct. to Nov. ^P	Nov. to Dec. ^P
Iron foundries - Continued								
Primary products.....		331511-P	8.7	-0.3	0.9	1.4	-0.4	-0.3
Ductile iron pressure pipe and fittings.....		331511-1	20.6	-0.6	-0.7	8.6	-0.9	-0.8
Other ductile iron castings.....		331511-3	5.1	-0.2	1.4	0.0	-0.1	-0.1
Other ductile iron castings for automotive uses.....		331511-31	1.5	-0.1	0.3	-0.1	-0.2	0.2
Other ductile iron castings for all other uses.....		331511-32	7.9	-0.2	2.3	0.1	-0.1	-0.2
Other gray iron castings.....		331511-9	5.1	-0.4	1.3	0.0	-1.3	-0.2
Secondary products and miscellaneous receipts.....		331511-SM						
Steel investment foundries.....	331512		9.4	0.0	-2.1	0.0	0.0	1.7
Primary products.....		331512-P	9.4	0.0	-2.2	0.0	0.0	1.7
Steel investment castings.....		331512-0	9.4	0.0	-2.2	0.0	0.0	1.7
Secondary products and miscellaneous receipts.....		331512-SM						
Secondary products.....		331512-S	9.9	0.0	0.0	0.8	0.0	1.2
Steel foundries, except investment.....	331513		18.5	-0.4	-0.3	0.1	1.0	3.3
Primary products.....		331513-P	18.3	-0.5	-0.4	0.1	1.1	3.4
Carbon steel castings, except investment.....		331513-1	11.9	-1.6	0.1	0.3	2.5	0.3
Alloy steel castings, excluding investment.....		331513-4	21.9	0.3	-0.7	0.0	0.0	4.5
High alloy steel castings, except investment.....		331513-41	34.5	0.0	0.0	0.0	0.0	7.0
Other alloy steel castings, except investment.....		331513-43	12.7	0.4	-1.0	0.0	0.0	0.2
Secondary products and miscellaneous receipts.....		331513-SM						
Nonferrous metal foundries.....	33152		9.3	0.6	-0.5	1.4	0.0	0.4
Nonferrous metal die-casting foundries.....	331523		9.2	-0.3	-0.8	1.5	-0.1	-0.2
Primary products.....		331523-P	9.5	-0.3	-0.8	1.6	-0.1	-0.2
Aluminum die-castings.....		331523-1	6.2	-0.3	-0.6	2.4	-0.2	-0.6
Nonferrous (except aluminum) die-castings.....		331523-3	19.2	-0.5	-1.3	-0.3	0.1	1.2
Secondary products and miscellaneous receipts.....		331523-SM						
Secondary products.....		331523-S	7.3	0.4	-0.2	0.0	-0.7	0.0
Aluminum foundries, except die-casting.....	331524		12.2	2.6	0.0	1.3	0.4	1.1
Primary products.....		331524-P	13.0	3.1	0.0	1.5	0.5	1.0
Aluminum castings, excluding die-castings.....		331524-0	13.0	3.1	0.0	1.5	0.5	1.0
Secondary products and miscellaneous receipts.....		331524-SM						
Secondary products.....		331524-S1	8.4	0.0	-0.1	0.0	0.1	1.8
Other nonferrous metal foundries, except die-casting.....	331529		5.3	0.7	-0.5	1.3	-0.4	1.4
Primary products.....		331529-P	4.1	1.0	-0.3	1.0	-0.4	1.4
Copper foundries (excluding die-casting).....		331529-5	0.7	1.6	-0.5	1.6	-0.6	1.3
Secondary products and miscellaneous receipts.....		331529-SM						
Fabricated metal product mfg.....	332		6.8	0.1	-0.1	-0.1	-0.2	0.3
Forging & stamping.....	3321		-4.8	-0.9	-1.6	-2.4	-0.1	1.1
Forging & stamping.....	33211		-4.8	-0.9	-1.6	-2.4	-0.1	1.1
Iron and steel forging.....	332111		8.0	-0.3	-0.9	-0.6	-0.6	2.5
Primary products.....		332111-P	8.2	-0.3	-0.9	-0.7	-0.6	2.6
Hot impression die impact, press and upset steel forgings.....		332111-1	4.8	0.1	-0.8	-0.8	-1.6	2.8
Hot impression die impact, press and upset carbon steel forgings.....		332111-11	3.8	—	-1.3	-0.5	-3.8	2.5
Hot impression die impact, press and upset alloy steel forgings.....		332111-12	4.6	0.1	-0.5	-1.4	0.5	2.0
Secondary products and miscellaneous receipts.....		332111-SM						
Nonferrous forging.....	332112		5.8	0.0	-1.3	0.3	0.1	-0.7
Primary products.....		332112-P	6.8	0.0	-1.5	0.3	0.1	-0.8
Hot impression die impact, press and upset nonferrous forgings.....		332112-4	7.4	0.0	-1.6	0.3	0.1	-0.9
Hot impression die impact, press, and upset aluminum and aluminum alloy forgings.....		332112-41	3.9	0.0	-3.1	0.3	0.1	-1.8
Hot impression die impact, press, and upset titanium and titanium alloy forgings.....		332112-42	11.8	0.0	0.0	0.0	0.0	0.6
Other nonferrous hot impression die impact, press, and upset forgings.....		332112-43	12.4	0.0	0.0	1.3	0.0	1.5
Secondary products and miscellaneous receipts.....		332112-SM						
Custom roll forming.....	332114		-17.5	-2.5	-3.7	-4.7	0.0	0.0
Primary products.....		332114-P	-19.2	-2.8	-4.1	-5.2	0.0	0.0
Custom roll formed products (steel, aluminum and other metal).....		332114-0	-19.2	-2.8	-4.1	-5.2	0.0	0.0
Secondary products and miscellaneous receipts.....		332114-SM						
Powder metallurgy part mfg.....	332117		-1.5	-0.2	-1.6	-0.3	0.0	-0.2
Primary products.....		332117-P	-1.5	-0.2	-1.6	-0.3	0.0	-0.1
Powder metallurgy parts.....		332117-0	-1.5	-0.2	-1.6	-0.3	0.0	-0.1

See footnotes at end of table.

Table 12. Producer price index percentage changes for the net output of selected industries and their products, not seasonally adjusted — Continued
 [January 2023]

Title ¹	Industry code	Product code	Unadjusted 12-month percent change ²	Unadjusted 1-month percent change ²				
			Jan. 2022 to Jan. 2023 ^P	Aug. to Sept.	Sept. to Oct. ^P	Oct. to Nov. ^P	Nov. to Dec. ^P	Dec. to Jan. ^P
Powder metallurgy part mfg - Continued								
Other metal stamping, except automotive.....	332119		-3.2	-0.1	-0.6	-2.5	0.2	1.5
Primary products.....		332119-P	-2.8	0.0	0.1	-2.7	0.1	0.7
Metal job stampings, except automotive.....		332119-3	-2.3	0.0	0.6	-3.4	0.2	1.4
Motor and generator metal job stamping.....		332119-32	-12.3	0.0	-5.3	0.0	0.0	-3.9
Other metal job stampings.....		332119-33	6.8	0.0	1.1	0.0	0.2	2.6
Secondary products and miscellaneous receipts.....		332119-SM						
Cutlery & handtool mfg.....	3322		7.1	0.0	0.8	0.2	0.8	0.8
Cutlery & handtool mfg.....	33221		7.1	0.0	0.8	0.2	0.8	0.8
Metal cookware, cutlery, and flatware mfg.....	332215		4.7	0.0	0.3	0.0	1.9	0.0
Primary products.....		332215-P	4.6	0.0	0.5	0.0	1.3	0.0
Cutlery, scissors, shears, trimmers, and snips.....		332215-2	15.1	0.0	-0.6	0.0	8.7	0.0
Secondary products and miscellaneous receipts.....		332215-SM						
Miscellaneous receipts.....		332215-M	4.9	0.0	-1.3	0.0	8.7	0.0
Secondary products.....		332215-S	7.3	0.0	0.0	0.0	0.0	0.0
Saw blade, handsaw, and hand and edge tool mfg.....	332216		8.5	0.1	1.1	0.3	0.2	1.2
Primary products.....		332216-P	8.3	0.0	1.1	0.3	0.2	1.3
Saw blades and handsaws.....		332216-C	-	0.0	3.0	0.0	0.0	-
Edge tools, hand-operated.....		332216-4	8.5	2.4	0.0	0.0	0.0	0.0
All other miscellaneous hand tools, except handsaws.....		332216-7	3.5	0.0	0.4	0.0	0.0	0.0
Secondary products and miscellaneous receipts.....		332216-SM						
Miscellaneous receipts.....		332216-M	8.4	0.0	0.9	0.0	0.0	0.0
Secondary products.....		332216-S	10.3	1.6	1.1	2.3	0.0	0.4
Architectural & structural metals mfg.....	3323		6.1	-0.7	-0.4	-0.6	-0.6	-0.3
Plate work & fabricated structural prod mfg.....	33231		4.0	-0.8	-1.1	-0.6	-1.0	-0.4
Prefabricated metal buildings and components mfg.....	332311		-3.9	-2.1	-2.0	-0.4	-1.6	0.2
Primary products.....		332311-P	-4.9	-2.4	-2.7	-0.1	-1.5	0.1
Prefabricated metal bldg & component systems (excl. farm service bldgs, resid. bldgs, & parts).....		332311-1	-3.4	-0.7	-2.2	0.0	-0.6	0.0
Other prefabricated and portable metal buildings and parts.....		332311-3	-8.3	-6.1	-3.7	-0.4	-3.7	0.4
Secondary products and miscellaneous receipts.....		332311-SM						
Fabricated structural metal mfg.....	332312		6.3	-0.7	-1.2	-0.6	-0.9	-0.6
Primary products.....		332312-P	3.2	-1.1	-1.5	-0.6	-1.0	-0.6
Fabricated structural metal bar joists and concrete reinforcing bars.....		332312-1	-1.7	-1.4	-2.5	-0.9	-1.5	-1.3
Fabricated structural iron and steel for industrial buildings metal bar joists, short span.....		332312-11	0.8	-3.2	-5.7	-1.2	-1.4	-0.7
Fabricated structural iron & steel for commercial, residential, institutional, & public bldgs.....		332312-12	-2.2	-1.0	-1.9	-0.8	-1.6	-1.5
Other fabricated structural metal.....		332312-5	11.0	-0.5	-0.4	-0.4	-0.1	-0.3
Fabricated structural metal for bridges.....		332312-6	8.6	-1.1	2.7	0.2	-1.1	3.3
Secondary products and miscellaneous receipts.....		332312-SM						
Miscellaneous receipts.....		332312-M1	-	2.9	0.7	-0.1	-	-
Plate work mfg.....	332313		0.9	0.0	0.0	-0.9	-0.8	0.0
Primary products.....		332313-P	0.9	0.0	0.0	-0.9	-0.8	0.0
Fabricated plate work (stacks and weldments).....		332313-0	0.9	0.0	0.0	-0.9	-0.8	0.0
Secondary products and miscellaneous receipts.....		332313-SM1						
Ornamental & architectural metal prod mfg.....	33232		8.6	-0.7	0.4	-0.6	-0.1	-0.2
Metal window and door mfg.....	332321		7.6	-1.8	0.6	0.1	0.0	0.0
Primary products.....		332321-P	7.7	-1.7	0.7	0.1	0.0	0.0
Metal molding and trim and store fronts.....		332321-B	5.7	-8.7	0.6	0.0	0.0	0.0
Metal windows (except storm sash).....		332321-D	13.1	-0.4	1.2	0.0	0.0	0.0
Metal doors (except storm doors).....		332321-1	7.3	-0.7	0.6	0.2	0.0	0.0
Metal window and door screens (except combination screens) and metal weather strip.....		332321-9	1.0	0.0	0.1	0.0	0.0	0.0
Secondary products and miscellaneous receipts.....		332321-SM						
Secondary products.....		332321-S	7.4	-2.4	0.3	-0.1	0.0	0.2
Sheet metal work mfg.....	332322		7.6	-0.4	0.4	-1.0	-0.1	-0.4
Primary products.....		332322-P	6.9	-0.5	0.4	-1.1	-0.1	-0.5
Sheet metal electronic enclosures.....		332322-C	10.4	0.1	0.1	-0.1	0.0	0.1
Steel sheet metal computer & peripheral equipment enclosures.....		332322-C1	3.1	0.1	0.9	-0.1	0.1	0.0
Aluminum sheet metal computer & peripheral equipment enclosures.....		332322-C2	18.6	0.1	0.0	-0.1	0.0	0.1
Other sheet metal electronic enclosures (excluding computers).....		332322-C3	11.2	0.0	-0.4	-0.1	0.0	0.2

See footnotes at end of table.

Table 12. Producer price index percentage changes for the net output of selected industries and their products, not seasonally adjusted — Continued
[January 2023]

Title ¹	Industry code	Product code	Unadjusted 12-month percent change ²	Unadjusted 1-month percent change ²				
				Jan. 2022 to Jan. 2023 ^P	Aug. to Sept.	Sept. to Oct. ^P	Oct. to Nov. ^P	Nov. to Dec. ^P
Sheet metal work mfg - Continued								
Other sheet metal work.....		332322-G	9.5	1.7	0.3	-0.7	-0.2	-0.1
Aluminum and other sheet metal work.....		332322-G3	3.1	0.1	0.6	-1.2	-0.3	-0.1
Sheet metal air-conditioning ducts and stove pipe.....		332322-1	5.7	0.1	0.0	0.0	0.0	0.8
Sheet metal roofing and roof drainage equipment.....		332322-7	2.9	-0.4	2.3	-3.8	0.3	-0.6
Secondary products and miscellaneous receipts.....		332322-SM						
Secondary products.....		332322-S	12.1	0.4	0.0	-0.5	0.0	0.2
Ornamental and architectural metal work mfg.....	332323		12.6	0.2	0.0	-0.5	0.0	0.0
Primary products.....		332323-P	13.4	0.1	0.0	-0.6	0.0	0.0
Open metal flooring, grating, and studs.....		332323-6	-	-	-	-	-	-
Ornamental and architectural metal work.....		332323-8	11.8	0.3	-0.1	-1.1	0.0	0.0
Iron, steel, and aluminum stairs, staircases, and fire escapes.....		332323-81	12.6	-0.1	-0.1	-1.6	0.0	0.0
Steel and aluminum fences, gates (not wire), and railings and window guards... ..		332323-82	10.0	1.3	0.0	0.0	0.0	0.1
Other architectural and ornamental work.....		332323-9	26.9	0.0	0.0	0.0	0.0	0.0
Other aluminum and metal architectural and ornamental work.....		332323-91	31.7	0.0	0.0	0.0	0.0	0.0
Other iron and steel architectural and ornamental work.....		332323-92	25.5	0.0	0.0	0.0	0.0	0.0
Secondary products and miscellaneous receipts.....		332323-SM						
Secondary products.....		332323-S	-0.2	-0.6	0.9	-0.5	-0.5	-0.1
Boiler, tank & shipping container mfg.....	3324		7.7	1.2	-0.2	-0.1	0.0	-0.6
Power boiler & heat exchanger mfg.....	33241		13.2	3.4	-0.4	0.3	0.4	0.5
Power boiler and heat exchanger mfg.....	332410		13.2	3.4	-0.4	0.3	0.4	0.5
Primary products.....		332410-P	14.1	3.8	-0.6	0.2	0.4	0.5
Fabricated heat exchangers and steam condensers (excluding nuclear applications).....		332410-1	14.4	2.4	0.2	0.3	0.5	0.0
Steel power boilers (stationary and marine), parts and attachments (excl. nuclear applications).....		332410-6	12.6	-	-4.0	-	-	-
Secondary products and miscellaneous receipts.....		332410-SM						
Secondary products.....		332410-S	-	-	0.9	3.0	-	-
Metal tank (heavy gauge) mfg.....	33242		9.2	0.5	0.1	0.0	-0.3	0.7
Metal tanks, heavy gauge, mfg.....	332420		9.2	0.5	0.1	0.0	-0.3	0.7
Primary products.....		332420-P	9.3	0.3	0.2	0.0	-0.2	0.9
Metal tanks, heavy gauge.....		332420-0	9.3	0.3	0.2	0.0	-0.2	0.9
Secondary products and miscellaneous receipts.....		332420-SM						
Secondary products.....		332420-S	8.8	1.8	0.1	0.1	-1.3	-1.2
Light gauge metal container mfg.....	33243		4.8	0.8	-0.3	-0.4	0.0	-1.8
Metal can mfg.....	332431		7.6	1.0	-0.2	0.0	0.0	-1.5
Primary products.....		332431-P	8.2	1.0	0.0	0.0	0.0	-1.6
Steel cans and tinware products.....		332431-1	28.4	2.7	0.0	0.0	0.0	1.0
Aluminum cans (including lids, ends, and parts shipped separately).....		332431-3	-1.7	0.0	-0.1	0.0	0.0	-3.2
Secondary products and miscellaneous receipts.....		332431-SM						
Secondary products.....		332431-S	-	0.0	-1.7	-0.2	-0.3	-
Other metal container mfg.....	332439		-3.4	0.2	-0.8	-1.6	0.0	-2.8
Primary products.....		332439-P	-	-	-	-	-	-
Steel shipping barrels & drums, exc. beer barrels (more than 12-gallon capacity)...		332439-3	-12.4	0.6	-2.8	-7.0	0.0	-3.2
All other metal containers.....		332439-6	3.3	0.0	0.0	0.0	0.0	-1.9
Secondary products and miscellaneous receipts.....		332439-SM						
Secondary products.....		332439-S	-4.0	0.0	0.0	0.0	0.0	-9.8
Hardware mfg.....	3325		5.5	0.0	-0.1	0.6	1.0	0.7
Hardware mfg.....	33251		5.5	0.0	-0.1	0.6	1.0	0.7
Hardware mfg.....	332510		5.5	0.0	-0.1	0.6	1.0	0.7
Primary products.....		332510-P	5.7	0.0	-0.1	0.5	1.0	0.8
All other miscellaneous hardware.....		332510-A	1.3	0.0	-0.1	0.0	0.0	0.0
Furniture hardware (excluding cabinet hardware).....		332510-2	5.4	0.2	-0.3	-0.5	0.0	-1.2
Builders' hardware, including fabricated metal safe and vault locks, & cabinet hardware.....		332510-4	7.3	0.0	0.0	0.1	2.1	0.0
Motor vehicle hardware (lock units, door & window handles, window regulators, hinges, etc.).....		332510-6	4.0	0.0	0.0	3.2	0.0	1.7
Other transportation equipment hardware, incl. marine & aircraft (excl. motor vehicle hardware).....		332510-7	-	0.0	-1.2	-3.5	0.0	-
Secondary products and miscellaneous receipts.....		332510-SM						
Miscellaneous receipts.....		332510-M	1.5	0.0	0.0	0.2	0.4	0.0
Secondary products.....		332510-S	6.7	0.0	0.0	3.2	1.0	0.0

See footnotes at end of table.

Table 12. Producer price index percentage changes for the net output of selected industries and their products, not seasonally adjusted — Continued
[January 2023]

Title ¹	Industry code	Product code	Unadjusted 12-month percent change ²	Unadjusted 1-month percent change ²					
			Jan. 2022 to Jan. 2023 ^P	Aug. to Sept.	Sept. to Oct. ^P	Oct. to Nov. ^P	Nov. to Dec. ^P	Dec. to Jan. ^P	
Hardware mfg - Continued									
Spring & wire product mfg.	3326		25.9	0.2	2.0	8.6	-0.1	-2.4	
Spring & wire product mfg.	33261		25.9	0.2	2.0	8.6	-0.1	-2.4	
Spring mfg.	332613		46.0	0.5	0.1	20.5	-0.4	-0.1	
Primary products.		332613-P	49.9	0.6	0.2	22.1	-0.4	-0.1	
Cold formed steel springs, except wire.		332613-3	100.4	-0.4	0.0	71.7	-0.1	0.0	
Hot formed steel springs, except wire.		332613-4	-	-2.0	-	-	-	-	
Precision mechanical wire springs.		332613-5	19.4	0.2	0.6	0.5	0.1	0.1	
Precision mechanical extension- and torsion-type wire springs.		332613-51	17.1	0.3	1.4	-0.3	-0.3	-0.2	
Precision mechanical compression-type wire springs.		332613-52	20.6	0.1	0.2	0.8	0.2	0.2	
Secondary products and miscellaneous receipts.		332613-SM							
Secondary products.		332613-S	5.9	0.6	0.0	0.0	0.0	2.2	
Other fabricated wire product mfg.	332618		11.3	-0.1	3.4	-0.4	0.1	-4.4	
Primary products.		332618-P	13.6	0.0	4.0	-0.3	0.2	-0.3	
Other ferrous wire products, excluding springs, made from purchased wire.		332618-B	21.7	-0.8	10.8	-0.1	0.3	0.0	
Other fabricated wire products, made from purchased wire.		332618-2	17.3	0.6	2.1	0.0	0.0	0.0	
Ferrous wire cloth and other ferrous woven wire products, made from purchased wire.		332618-3	10.0	1.7	1.4	0.0	0.0	0.0	
Steel fencing and fence gates, made from purchased wire.		332618-7	5.9	-0.8	-0.2	-4.3	1.3	-2.6	
Steel nails, staples, tacks, spikes, and brads, made from purchased wire.		332618-9	9.8	0.0	0.1	0.0	0.3	-0.4	
Secondary products and miscellaneous receipts.		332618-SM							
Secondary products.		332618-S	10.2	0.1	0.0	0.8	0.0	0.9	
Mach shops, turn prod, screw, nut, bolt mfg.	3327		9.3	1.5	-0.1	0.1	0.0	0.0	
Machine shops.	33271		6.7	2.4	0.5	0.3	-0.1	0.0	
Machine shops.	332710		6.7	2.4	0.5	0.3	-0.1	0.0	
Primary products.		332710-P	6.8	2.4	0.5	0.3	-0.1	0.0	
Machine shop job work and job order repairs.		332710-0	6.8	2.4	0.5	0.3	-0.1	0.0	
Secondary products and miscellaneous receipts.		332710-SM							
Turned product & screw, nut & bolt mfg.	33272		12.4	0.5	-0.7	-0.1	0.1	0.1	
Precision turned product mfg.	332721		13.1	0.7	-0.1	0.2	0.0	0.1	
Primary products.		332721-P	13.4	0.7	-0.1	0.2	0.0	0.1	
Precision turned products, automotive.		332721-1	-1.7	0.0	-0.5	0.0	0.0	0.0	
Precision turned products, except automotive.		332721-3	18.0	0.9	0.0	0.3	0.0	0.1	
Secondary products and miscellaneous receipts.		332721-SM							
Bolt, nut, screw, rivet, and washer mfg.	332722		11.3	0.3	-1.6	-0.5	0.2	0.0	
Primary products.		332722-P	11.1	0.3	-1.6	-0.6	0.2	-0.1	
Nonthreaded metal fasteners (except aircraft types).		332722-B	9.6	3.6	1.2	0.3	0.0	0.0	
Aircraft fasteners, except plastics (including aerospace).		332722-1	26.1	0.0	0.1	-1.9	0.0	0.0	
Externally threaded metal fasteners (except aircraft types).		332722-3	4.4	0.1	-3.9	-0.1	-0.1	-0.2	
Hex bolts, including heavy, tap-and-joint (excluding high-strength structural & aircraft types).		332722-3122	9.5	1.6	-2.4	-2.8	0.2	2.6	
Other metal bolts, including square, round, plow, high-strength structural, & bent bolts.		332722-3133	-0.5	0.0	-6.7	0.0	0.0	-2.7	
Cap, set, machine, lag, flange, and self-locking screws (except aircraft types).		332722-3144	13.9	-0.7	-1.5	-0.6	-0.3	7.1	
Internally threaded fasteners (except aircraft types).		332722-5	8.7	0.6	-0.3	0.6	2.5	0.0	
Secondary products and miscellaneous receipts.		332722-SM							
Miscellaneous receipts.		332722-M	29.1	0.1	1.0	-0.1	0.2	6.1	
Coating/engrave/heat treating & other activity.	3328		10.2	0.1	1.3	0.0	-0.6	2.2	
Coating/engrave/heat treating & other activity.	33281		10.2	0.1	1.3	0.0	-0.6	2.2	
Metal heat treating.	332811		18.5	0.4	4.1	0.0	0.0	2.5	
Primary products.		332811-P	14.2	0.4	2.3	0.0	0.0	2.5	
Heat treating of metal for the trade (pickling, annealing, etc.).		332811-0	14.2	0.4	2.3	0.0	0.0	2.5	
Secondary products and miscellaneous receipts.		332811-SM							
Metal coating and nonprecious engraving.	332812		4.9	-0.2	-0.1	0.0	-1.3	1.7	
Primary products.		332812-P	5.1	-0.3	-0.1	0.0	-1.3	1.8	
Metal coating, engraving, and allied services.		332812-0	5.1	-0.3	-0.1	0.0	-1.3	1.8	
Secondary products and miscellaneous receipts.		332812-SM							
Electroplating, anodizing and coloring metal.	332813		12.4	0.3	1.1	0.0	0.0	3.0	
Primary products.		332813-P	12.3	0.0	1.1	0.0	0.0	3.0	
Electroplating, plating, polishing, anodizing and coloring metal.		332813-0	12.3	0.0	1.1	0.0	0.0	3.0	
Secondary products and miscellaneous receipts.		332813-SM							

See footnotes at end of table.

Table 12. Producer price index percentage changes for the net output of selected industries and their products, not seasonally adjusted — Continued
 [January 2023]

Title ¹	Industry code	Product code	Unadjusted 12-month percent change ²	Unadjusted 1-month percent change ²				
				Jan. 2022 to Jan. 2023 ^P	Aug. to Sept.	Sept. to Oct. ^P	Oct. to Nov. ^P	Nov. to Dec. ^P
Electroplating, anodizing and coloring metal - Continued								
Other fabricated metal product mfg.	3329		7.5	-0.1	0.2	0.2	0.0	1.2
Metal valve mfg.	33291		11.4	0.1	0.5	0.7	0.1	1.9
Industrial valve mfg.	332911		13.9	0.3	0.7	1.4	0.0	1.1
Primary products.		332911-P	14.2	0.3	0.8	1.3	0.0	1.2
Automatic regulating and control valves and parts (except nuclear), power operated.		332911-F	12.8	0.0	7.0	0.2	0.0	0.0
Industrial valves for water works and municipal equipment (IBBM, AWWA, and UL).		332911-N	22.4	1.2	0.0	1.3	0.0	1.2
Industrial ball valves (all metals, pressures, and types), incl. manual & power operated.		332911-Q	-	0.0	0.0	2.5	0.0	-
Industrial butterfly valves (all metals, pressures, and types), incl. manual & power operated.		332911-R	14.4	0.0	0.0	2.3	0.0	3.1
All other miscellaneous industrial valves.		332911-X	13.7	0.0	0.0	0.3	0.0	0.6
Gates, globes, angles and other industrial valves.		332911-1	10.4	0.0	0.0	0.0	0.0	2.4
Secondary products and miscellaneous receipts.		332911-SM						
Miscellaneous receipts.		332911-M	10.5	0.3	0.0	1.9	0.0	0.5
Secondary products.		332911-S	11.3	0.0	0.0	2.5	0.1	0.9
Fluid power valve and hose fitting mfg.	332912		10.0	0.4	-0.2	0.2	0.3	3.7
Primary products.		332912-P	10.5	0.0	0.0	0.1	0.3	3.4
Nonaerospace type hydraulic and pneumatic assemblies of hose.		332912-N	12.7	0.0	0.0	0.0	0.0	6.2
Nonaerospace type flared (metal) fittings, couplings and assemblies.		332912-T	10.3	0.0	0.0	0.0	0.0	1.1
Nonaerospace type flareless fittings and couplings (incl. nonmetal fittings).		332912-U	5.6	0.0	0.0	0.0	0.0	1.3
Aerospace type hydraulic fluid power valves.		332912-1	0.6	0.0	0.0	0.4	-0.4	-0.2
Nonaerospace type hydraulic directional control valves.		332912-5	8.3	0.0	0.0	0.0	2.8	0.0
Nonaerospace type hydraulic valves, except directional control.		332912-7	11.1	0.0	0.3	0.0	0.0	0.0
Nonaerospace type pneumatic directional control valves.		332912-9	5.2	0.0	0.2	0.4	0.5	1.3
Secondary products and miscellaneous receipts.		332912-SM						
Miscellaneous receipts.		332912-M	-	1.4	0.0	0.0	0.0	-
Secondary products.		332912-S1	-	3.4	-	-	-	-
Plumbing fixture fitting and trim mfg.	332913		5.4	0.0	0.4	0.0	0.0	1.6
Primary products.		332913-P	2.9	0.0	0.5	0.0	0.0	1.6
Miscellaneous metal and nonmetal plumbing fixtures, fittings, and trim.		332913-6	-1.5	0.0	0.0	0.0	0.0	0.3
Metal and nonmetal lavatory and sink fittings, excluding single control.		332913-7	7.0	0.0	0.5	0.0	0.0	3.1
Secondary products and miscellaneous receipts.		332913-SM						
Other metal valve and pipe fitting mfg.	332919		11.7	-1.0	1.0	0.0	0.0	0.5
Primary products.		332919-P	12.4	-1.2	1.2	0.1	0.0	0.5
Plumbing and heating valves and specialties, except plumbers' brass goods.		332919-1	-	0.0	0.0	0.0	0.0	-
Metal fittings, flanges, and unions for pipe fittings.		332919-4	14.3	-1.4	1.4	0.1	0.0	0.2
Secondary products and miscellaneous receipts.		332919-SM						
Secondary products.		332919-S	5.9	0.0	0.0	0.0	0.0	0.5
All other fabricated metal product mfg.	33299		4.2	-0.2	-0.1	-0.3	-0.1	0.6
Ball and roller bearing mfg.	332991		9.1	-1.1	-0.1	0.5	0.0	0.2
Primary products.		332991-P	8.2	-1.1	-0.2	0.5	0.0	0.1
Ball bearings, complete, unmounted.		332991-1	5.1	-0.1	0.0	1.0	0.3	0.0
Tapered roller bearings (including cups & cones), unmounted.		332991-3	15.4	-2.8	0.0	0.0	0.0	0.0
Other roller bearings, unmounted.		332991-5	6.5	-0.5	0.0	0.0	0.0	0.8
Mounted bearings (excluding plain).		332991-7	9.1	0.0	0.0	2.2	-0.9	0.5
Parts and components for ball and roller bearings (including balls and rollers) sold separately.		332991-9	0.4	-0.5	-1.4	-0.3	0.4	-0.7
Secondary products and miscellaneous receipts.		332991-SM						
Secondary products.		332991-S	-	0.0	0.0	0.0	0.0	0.0
Small arms ammunition mfg.	332992		3.8	0.0	0.0	0.0	0.0	3.0
Primary products.		332992-P	4.6	0.0	0.0	0.1	0.0	3.4
Small arms ammunition.		332992-0	4.6	0.0	0.0	0.1	0.0	3.4
Secondary products and miscellaneous receipts.		332992-SM						
Secondary products.		332992-S	-	0.0	0.0	0.0	0.0	-
Ammunition, except small arms, manufacturing.	332993		-	0.3	0.1	0.4	0.2	0.1
Primary products.		332993-P	-	0.5	1.5	0.0	0.0	0.0
Ammunition (excluding small arms), more than 30 mm (1.18 in.).		332993-0	-	0.5	1.5	0.0	0.0	0.0
Secondary products and miscellaneous receipts.		332993-SM1						
Fabricated pipe and pipe fitting mfg.	332996		1.9	-1.0	-0.4	-0.9	-0.3	0.3
Primary products.		332996-P	-0.7	-1.2	-0.5	-1.1	-0.3	0.0

See footnotes at end of table.

Table 12. Producer price index percentage changes for the net output of selected industries and their products, not seasonally adjusted — Continued
 [January 2023]

Title ¹	Industry code	Product code	Unadjusted 12-month percent change ²	Unadjusted 1-month percent change ²				
			Jan. 2022 to Jan. 2023 ^P	Aug. to Sept.	Sept. to Oct. ^P	Oct. to Nov. ^P	Nov. to Dec. ^P	Dec. to Jan. ^P
Fabricated pipe and pipe fitting mfg - Continued								
Fabricated pipe and pipe fittings made from purchased pipe.....		332996-0	-0.7	-1.2	-0.5	-1.1	-0.3	0.0
Secondary products and miscellaneous receipts.....		332996-SM						
Miscellaneous fabricated metal product mfg.....	332999		4.3	0.3	0.0	-0.6	-0.2	0.6
Primary products.....		332999-P	2.8	-0.7	-0.1	-0.6	-0.3	0.7
All other miscellaneous fabricated metal products.....		332999-N	2.7	-0.7	-0.2	-0.7	-0.3	0.8
Secondary products and miscellaneous receipts.....		332999-SM						
Secondary products.....		332999-S	10.5	0.0	2.6	-0.5	-0.3	0.0
Small arms, ordnance, and ordnance accessories mfg.....	33299T		1.2	0.0	0.0	0.1	0.0	0.3
Primary products.....		33299T-P	1.3	0.0	0.0	0.1	0.0	0.3
Single barrel shotguns, other small firearms n.e.c., and parts & attachments for small arms.....		33299T-45	0.5	0.0	0.0	0.0	0.0	0.5
Secondary products and miscellaneous receipts.....		33299T-SM						
Machinery manufacturing.....	333		10.4	0.5	0.7	0.3	0.2	1.3
Agricultural, construction, and mining machinery mfg.....	3331		12.0	0.8	1.4	0.2	0.2	1.9
Agricultural implement manufacturing.....	33311		13.2	1.0	1.8	-0.1	0.3	0.7
Farm machinery and equipment mfg.....	333111		12.9	1.0	2.1	0.0	0.0	-0.1
Primary products.....		333111-P	12.3	0.9	2.2	0.0	0.0	-0.2
Haying machinery and attachments.....		333111-A	9.6	4.1	0.0	0.0	0.0	-1.0
Parts for farm machinery, for sale separately.....		333111-C	7.6	0.1	0.5	0.2	-0.3	0.1
Farm plows, harrows, rollers, pulverizers, etc., and attachments.....		333111-E	27.2	3.3	0.0	0.0	0.0	0.0
All other farm machinery and equipment, excluding parts, including attachments.....		333111-G	5.4	0.4	-0.3	-0.8	-0.6	-0.5
Commercial turf and grounds care equipment, including parts and attachments.....		333111-J	10.6	0.0	0.5	0.5	0.0	-0.9
Farm dairy equipment, sprayers and dusters, farm blowers, and attachments.....		333111-4	8.5	0.0	0.0	0.0	0.0	0.8
Planting, seeding, and fertilizing machinery and attachments.....		333111-7	12.7	3.4	1.2	0.0	1.0	1.1
Harvesting machinery (except hay and straw) and attachments.....		333111-9	18.0	0.0	6.7	0.0	0.0	0.0
Secondary products and miscellaneous receipts.....		333111-SM						
Miscellaneous receipts.....		333111-M	25.8	4.1	1.4	0.0	0.4	0.0
Secondary products.....		333111-S	12.2	-0.2	0.1	-0.1	0.5	2.1
Lawn and garden equipment mfg.....	333112		13.3	0.5	0.2	-0.2	1.6	3.5
Primary products.....		333112-P	14.8	0.6	0.2	-0.1	1.8	3.8
Consumer nonriding lawn, garden, and snow equipment.....		333112-1	10.2	0.4	0.0	0.0	2.9	0.6
Consumer riding lawn, garden, and snow equipment.....		333112-3	19.9	0.0	1.1	0.4	0.0	7.4
Parts and attachments for consumer lawn, garden, and snow equipment.....		333112-7	11.8	2.0	-0.7	-0.9	1.8	0.3
Secondary products and miscellaneous receipts.....		333112-SM						
Secondary products.....		333112-S	2.1	0.0	0.5	-0.7	0.0	-0.4
Construction machinery manufacturing.....	33312		12.7	0.3	0.0	0.4	0.0	3.7
Construction machinery mfg.....	333120		12.7	0.3	0.0	0.4	0.0	3.7
Primary products.....		333120-P	12.2	0.2	0.0	0.2	0.0	3.7
Power cranes, loaders, dozers, tractors, off-highway trucks, mixers, pavers, backhoes, etc.....		333120-1	13.6	0.0	-0.1	-0.1	0.0	4.9
Power cranes, draglines, & shovels (excavators) (incl. surface mining equip.) (excluding parts).....		333120-11	15.8	0.0	0.3	0.1	0.0	4.6
Mixers, pavers, and related equipment (excluding parts).....		333120-12	21.4	0.0	0.0	1.3	0.0	5.8
Off-highway trucks, haulers, truck-type tractor chassis, trailers, etc. (excluding parts).....		333120-13	12.7	0.0	1.9	0.3	0.0	3.7
Tractor shovel loaders (skid steer, wheel, crawler, and integral design backhoes).....		333120-14	15.6	0.0	0.1	0.1	0.0	5.1
Construction wheel and crawler tractors, dozers, self-propelled log skidders, etc.....		333120-15	4.4	0.0	-1.4	-1.3	0.0	2.4
Graders, rollers & compactors, rough-terrain forklifts, scrapers, trenchers, etc. (excl. parts).....		333120-16	16.0	0.0	0.0	0.4	0.0	4.3
Construction machinery for mounting (excluding parts, winches, snow clearing attachments).....		333120-17	19.6	0.0	0.0	0.0	0.0	10.9
Parts for construction machinery and equipment, sold separately.....		333120-9	11.7	1.6	1.0	0.7	0.3	0.6
Parts for cranes, draglines, and shovels (including surface mining equipment) (sold separately).....		333120-91	20.8	6.9	3.3	0.0	0.0	0.0
Parts for off-highway wheel tractors and shovel loaders (sold separately).....		333120-92	9.6	0.0	0.0	5.6	0.0	0.5
Parts for other construction machinery (sold separately).....		333120-93	7.8	-0.7	0.0	-0.4	0.6	1.0
Secondary products and miscellaneous receipts.....		333120-SM						
Miscellaneous receipts.....		333120-M	13.5	-0.1	0.0	1.9	0.0	1.3
Mining and oil and gas field machinery mfg.....	33313		9.1	1.2	2.9	0.3	0.2	0.8
Mining machinery and equipment mfg.....	333131		14.1	3.2	0.0	0.8	0.7	0.5
Primary products.....		333131-P	14.4	3.2	0.0	0.9	0.2	0.5

See footnotes at end of table.

Table 12. Producer price index percentage changes for the net output of selected industries and their products, not seasonally adjusted — Continued
 [January 2023]

Title ¹	Industry code	Product code	Unadjusted 12-month percent change ²	Unadjusted 1-month percent change ²					
				Jan. 2022 to Jan. 2023 ^P	Aug. to Sept.	Sept. to Oct. ^P	Oct. to Nov. ^P	Nov. to Dec. ^P	Dec. to Jan. ^P
Mining machinery and equipment mfg - Continued									
Mining machinery and equipment (except parts sold separately).....		333131-2	14.6	3.6	0.0	1.1	0.1	0.6	
Underground mining machinery (except parts sold separately).....		333131-21	16.1	5.0	0.0	0.0	0.0	0.0	
Mineral processing & beneficiation machinery (except parts sold separately)....		333131-23	11.0	0.0	0.0	7.3	0.0	0.0	
Crushing, pulverizing & screening machinery (except parts sold separately).....		333131-25	7.7	0.0	0.0	4.6	0.0	0.0	
Drills and other mining machinery (except parts sold separately).....		333131-27	13.6	0.5	0.0	0.0	0.9	1.7	
Parts and attachments for mining machinery and equipment (sold separately).....		333131-9	13.7	2.1	0.0	0.4	0.7	0.3	
Secondary products and miscellaneous receipts.....		333131-SM							
Miscellaneous receipts.....		333131-M	15.7	2.7	0.0	0.0	6.2	2.3	
Oil and gas field machinery and equipment mfg.....	333132		7.4	0.5	4.0	0.1	0.0	0.9	
Primary products.....		333132-P	7.4	0.1	4.3	0.1	0.0	0.9	
Oil and gas field production machinery and equipment (except pumps).....		333132-A	7.7	0.0	0.1	0.5	0.0	1.4	
Oil and gas field production machinery and equipment (except pumps and parts sold separately).....		333132-A1	6.9	0.0	0.0	0.0	0.0	1.8	
Parts and attachments for oil and gas field production machinery and equipment (except pumps).....		333132-A2	12.7	0.0	0.4	2.7	0.0	0.0	
Rotary oil and gas field drilling machinery and equipment.....		333132-1	5.7	0.2	3.9	0.0	0.0	1.5	
Secondary products and miscellaneous receipts.....		333132-SM							
Industrial machinery manufacturing.....	3332		9.5	0.2	-0.2	0.4	-0.2	0.9	
Other industrial machinery manufacturing.....	33324		9.5	0.2	-0.2	0.4	-0.2	0.9	
Food product machinery mfg.....	333241		11.8	0.3	0.4	0.3	0.4	2.5	
Primary products.....		333241-P	12.2	0.4	0.5	0.4	0.5	2.5	
Dairy and milk products plant machinery and equipment.....		333241-1	10.2	0.9	0.0	0.0	0.2	0.0	
Commercial food products machinery (except packaging and cooking equipment).....		333241-3	13.6	0.2	0.5	1.0	0.9	3.8	
Industrial food products machinery for processing foods, beverages, & animal & fowl feed.....		333241-5	10.8	0.2	0.7	-0.1	0.2	1.8	
Other industrial food and feed machinery.....		333241-51	11.4	0.5	0.0	0.0	0.2	0.3	
Machinery for sorting, grading, and cleaning fruits, vegetables, eggs, and for processing meat.....		333241-52	10.1	0.0	2.4	0.0	0.0	3.1	
Parts and attachments for industrial food and feed products machinery.....		333241-53	6.2	0.0	0.0	-0.4	0.4	-0.3	
Secondary products and miscellaneous receipts.....		333241-SM							
Miscellaneous receipts.....		333241-M	10.4	0.0	0.0	0.0	0.0	1.6	
Secondary products.....		333241-S	6.0	0.0	0.0	0.0	0.0	2.0	
Semiconductor machinery mfg.....	333242		7.1	0.0	-0.2	0.0	0.6	0.0	
Primary products.....		333242-P	7.4	0.0	-0.2	0.0	0.7	0.0	
Semiconductor machinery and parts.....		333242-0	7.4	0.0	-0.2	0.0	0.7	0.0	
Secondary products and miscellaneous receipts.....		333242-SM							
Miscellaneous receipts.....		333242-M	0.6	0.1	0.1	0.0	0.0	0.0	
Sawmill, woodworking and paper machinery mfg.....	333243		10.0	1.2	0.2	1.8	0.2	0.9	
Primary products.....		333243-P	9.9	1.3	0.0	1.4	0.2	0.8	
Sawmill and woodworking machinery.....		333243-A	7.3	0.8	0.3	0.0	0.3	0.5	
Sawmill and woodworking machinery, excluding parts & attachments.....		333243-A3	7.8	1.0	0.3	0.0	0.3	0.3	
Parts, attachments & accessories for sawmill & woodworking machinery.....		333243-A4	4.8	0.0	0.0	0.0	0.0	1.4	
Paper industry machinery.....		333243-B	10.8	1.5	-0.1	1.8	0.2	1.1	
Paper industry machinery, excluding parts & attachments.....		333243-B1	6.7	2.2	0.1	0.0	0.4	0.9	
Parts and attachments for paper industry machinery.....		333243-B2	15.6	0.6	-0.3	3.6	0.0	1.5	
Secondary and miscellaneous receipts.....		333243-SM							
Miscellaneous receipts.....		333243-M	-	0.0	3.2	6.8	0.0	1.8	
All other industrial machinery mfg.....	333248		10.5	0.0	-0.5	0.3	-0.8	0.9	
Primary products.....		333248-P	11.3	0.0	-0.6	0.3	-0.9	0.9	
Plastics-working machinery and equipment and parts, excluding patterns and molds.....		333248-91	2.6	1.5	-0.1	0.7	0.2	-0.2	
Parts for plastics-working machinery.....		333248-914	1.3	0.0	0.0	0.0	0.4	0.0	
Plastics-working machinery and equipment, excluding patterns, molds, and parts sold separately.....		333248-919	2.8	1.8	-0.2	0.8	0.2	-0.3	
Textile machinery (except parts, attachments, and accessories).....		333248-95	0.3	0.0	0.0	-0.1	0.0	0.0	
Parts and attachments for textile machinery.....		333248-97	0.3	0.0	0.0	0.0	0.0	0.0	
All other industrial machinery.....		333248-98	13.9	-0.3	-0.7	0.3	-1.2	1.4	
All other miscellaneous printing trades machinery, including parts.....		333248-4A	2.9	0.6	0.8	-0.2	0.1	0.5	
Other printing machinery and equipment, including pre-press preparation and typesetting.....		333248-4A7	2.3	0.1	2.0	-0.7	0.2	1.0	
Parts, attachments, and accessories for printing trades machinery.....		333248-4A8	2.9	0.8	0.3	0.0	0.0	0.0	
Secondary products and miscellaneous receipts.....		333248-SM							
Miscellaneous receipts.....		333248-M	3.0	0.0	0.0	0.0	-0.3	0.0	

See footnotes at end of table.

Table 12. Producer price index percentage changes for the net output of selected industries and their products, not seasonally adjusted — Continued
[January 2023]

Title ¹	Industry code	Product code	Unadjusted 12-month percent change ²	Unadjusted 1-month percent change ²				
				Jan. 2022 to Jan. 2023 ^P	Aug. to Sept.	Sept. to Oct. ^P	Oct. to Nov. ^P	Nov. to Dec. ^P
All other industrial machinery mfg - Continued								
Secondary products.....		333248-S	-	-	-	-	-	-
Commercial and service industry machinery manufacturing.....	3333		8.0	0.0	0.5	0.2	0.5	0.3
Commercial and service industry machinery manufacturing.....	33331		8.0	0.0	0.5	0.2	0.5	0.3
Commercial and service industry machinery manufacturing.....	333310		9.9	0.0	0.6	0.2	0.6	0.3
Primary products.....		333310-P	9.7	0.0	0.6	0.3	0.7	0.3
All other miscellaneous optical instruments and lenses (including binoculars and astronomical).....		333310-43	2.8	0.0	0.6	0.3	0.0	0.0
Commercial laundry and drycleaning machinery.....		333310-85	14.0	0.0	1.8	1.6	0.0	4.5
Commercial cooking and food warming equipment.....		333310-8A	19.6	0.0	1.7	0.1	0.1	0.0
Commercial non electric cooking and food warming equipment, excluding parts and accessories.....		333310-8A1	18.9	0.0	1.7	0.0	0.0	0.0
Commercial electric cooking and food warming equipment, excluding parts and accessories.....		333310-8A2	20.1	0.0	1.8	0.3	0.2	0.0
Parts and accessories for commercial cooking and food warming equipment.....		333310-8A3	21.7	0.0	1.1	0.0	0.0	0.0
Electronic teaching machines, teaching aids, etc., including kits.....		333310-8H	0.9	0.0	0.0	0.0	0.0	0.0
Miscellaneous machinery products.....		333310-8J	8.5	0.1	-0.1	0.3	1.2	0.2
Other service industry equipment.....		333310-8J4	8.0	0.1	-0.1	0.4	1.0	0.2
Commercial and industrial floor and carpet cleaning machines, excluding vacuum cleaners.....		333310-8J5	10.9	0.0	0.0	0.0	3.4	0.0
Secondary products and miscellaneous receipts.....		333310-SM	-	-	-	-	-	0.0
Miscellaneous receipts.....		333310-M	-	-	-	-	-	0.0
Secondary products.....		333310-S	-	-	-	-	-	0.0
HVAC and commercial refrigeration equipment.....	3334		12.3	0.5	0.5	0.2	0.5	0.5
HVAC and commercial refrigeration equipment.....	33341		12.3	0.5	0.5	0.2	0.5	0.5
Fan, blower, air purification equipment mfg.....	333413		8.3	-0.1	1.3	-0.2	0.3	0.8
Primary products.....		333413-P	8.6	-0.1	1.3	-0.2	0.2	0.8
Air purification equipment.....		333413-1	6.2	-0.2	0.3	-0.3	0.4	1.1
Dust collection and other air purification equipment for industrial gas cleaning systems.....		333413-11	2.2	0.0	0.0	0.0	0.0	0.0
Dust collection and other air purification equipment for cleaning incoming air.....		333413-13	9.7	-0.4	0.6	-0.6	0.8	1.7
Air filters for air-conditioners and furnaces, etc. of 2400 CFM or less, except parts.....		333413-131	11.7	-0.7	0.9	-0.7	1.3	3.3
Other dust collection and air purification equipment, except parts.....		333413-132	4.1	0.0	0.2	0.0	0.0	0.2
Parts for dust collection and air purification equipment.....		333413-133	10.4	0.0	0.0	-0.9	0.0	-0.5
Industrial and commercial fans and blowers.....		333413-2	12.9	-0.1	2.9	-0.1	-0.1	0.4
Centrifugal blower filter units, and classes I-IV centrifugal fans, except parts.....		333413-22	16.1	0.0	0.6	0.0	0.1	2.2
Other centrifugal fans and blowers, except parts.....		333413-23	11.3	-0.2	6.2	-0.2	-0.2	0.0
Parts and accessories for fans and blowers.....		333413-29	3.5	0.0	-1.9	0.0	0.0	0.0
Secondary products and miscellaneous receipts.....		333413-SM	-	-	-	-	-	-
Secondary products.....		333413-S	-	0.0	0.8	0.1	0.0	0.0
Heating equipment (except warm air furnaces) mfg.....	333414		12.0	0.3	0.3	3.9	0.6	0.7
Primary products.....		333414-P	13.3	0.3	0.3	4.4	0.7	0.7
Other heating equipment, except electric (incl. parts for nonelectric equipment & oil burners).....		333414-D	17.1	0.2	0.4	5.2	1.3	1.3
Cast iron heating boilers, radiators, and convectors (except parts).....		333414-1	7.9	0.0	0.0	0.0	0.0	0.0
Domestic heating stoves (except electric and parts).....		333414-3	12.6	0.0	0.0	7.4	0.0	1.3
Floor and wall furnaces, unit heaters, infrared heaters, and mechanical stokers.....		333414-7	14.8	0.0	0.8	5.4	0.0	0.0
Secondary products and miscellaneous receipts.....		333414-SM	-	-	-	-	-	-
Secondary products.....		333414-S	14.6	1.8	0.1	2.7	-0.7	0.1
Air-conditioning, refrigeration, and forced air heating equipment mfg.....	333415		13.1	0.6	0.3	-0.3	0.5	0.4
Primary products.....		333415-P	13.2	0.6	0.2	-0.3	0.4	0.4
Warm air furnaces, including duct furnaces and humidifiers, and electric comfort heating.....		333415-C	7.4	0.1	0.5	1.4	-0.2	0.1
Parts and accessories for air conditioning and heat transfer equipment.....		333415-D	16.3	-0.1	-0.3	-0.1	0.0	0.5
Unitary air-conditioners, except air source heat pumps.....		333415-E	12.6	1.7	-2.1	-1.4	1.3	0.1
Heat pumps.....		333415-H	3.8	-0.5	3.7	-1.4	0.6	-1.0
Heat transfer equipment (except elec dehumidifiers), mechanically refrigerated, self-contained.....		333415-2	14.5	0.8	0.7	-0.4	0.5	0.7
Commercial refrigerators and related equipment.....		333415-3	19.2	0.0	1.7	0.5	0.0	0.4
Refrigeration condensing units, all refrigerants, except ammonia (complete).....		333415-5	11.2	0.2	-0.2	0.2	0.2	0.2
Room air-conditioners and dehumidifiers, except portable dehumidifiers.....		333415-6	-	-	-	-	-	-
All other miscellaneous refrigeration and air-conditioning equipment.....		333415-9	15.6	0.0	0.0	0.0	0.0	1.6
Secondary products and miscellaneous receipts.....		333415-SM	-	-	-	-	-	-
Metalworking machinery manufacturing.....	3335		9.0	0.7	0.5	0.2	0.6	0.6

See footnotes at end of table.

Table 12. Producer price index percentage changes for the net output of selected industries and their products, not seasonally adjusted — Continued
 [January 2023]

Title ¹	Industry code	Product code	Unadjusted 12-month percent change ²	Unadjusted 1-month percent change ²				
				Jan. 2022 to Jan. 2023 ^P	Aug. to Sept.	Sept. to Oct. ^P	Oct. to Nov. ^P	Nov. to Dec. ^P
Metalworking machinery manufacturing - Continued								
Metalworking machinery manufacturing.....	33351		9.0	0.7	0.5	0.2	0.6	0.6
Industrial mold mfg.....	333511		11.3	0.4	1.0	0.2	0.2	2.7
Primary products.....		333511-P	11.2	0.4	1.0	0.2	0.2	3.0
Industrial molds and mold boxes.....		333511-0	11.2	0.4	1.0	0.2	0.2	3.0
Industrial injection-type molds made of metal for plastics.....		333511-05	2.6	0.0	0.0	0.0	0.0	0.1
Other industrial molds and mold boxes.....		333511-06	16.1	0.6	1.6	0.2	0.3	4.5
Secondary products and miscellaneous receipts.....		333511-SM						
Secondary products.....		333511-S	–	0.0	0.0	0.0	–	–
Special tool, die, jig, and fixture mfg.....	333514		6.7	0.3	0.4	0.1	0.2	0.3
Primary products.....		333514-P	5.9	0.4	0.3	0.1	0.2	0.3
Special dies, tools, jigs, and fixtures.....		333514-0	5.9	0.4	0.3	0.1	0.2	0.3
Jigs and fixtures, including parts.....		333514-0A	6.0	0.9	0.7	0.3	0.3	0.3
Metalworking die and die sets.....		333514-0B	4.9	0.3	0.1	0.0	0.3	0.4
Standard punches, industrial prototypes, die parts & other special tooling for dies.....		333514-0C	7.2	0.0	0.0	0.0	0.0	0.4
Secondary products and miscellaneous receipts.....		333514-SM						
Miscellaneous receipts.....		333514-M	12.5	0.0	0.0	0.0	0.0	0.0
Secondary products.....		333514-S	15.6	0.0	3.2	0.4	0.3	0.0
Cutting tool and machine tool accessory mfg.....	333515		10.7	0.3	0.7	0.7	0.9	0.6
Primary products.....		333515-P	5.8	0.2	0.5	0.6	1.1	0.6
Cutting tools for machine tools and metalworking machinery.....		333515-4	5.2	0.0	0.5	0.7	1.3	0.5
Other cutting tools for machine tools, excluding tips and blanks.....		333515-41	4.4	0.0	0.0	1.0	2.1	0.4
End mills and milling cutters.....		333515-44	5.0	0.0	1.0	0.6	3.3	1.0
Threading tools, including blanks, tips and inserts.....		333515-45	11.4	0.0	0.0	0.2	0.0	0.5
Carbon and high-speed steel shank, solid, tipped carbide twist drills for machine tools.....		333515-48	4.8	0.0	0.0	0.0	0.0	0.0
Taps, carbide indexable, and throwaway inserts for machine tools.....		333515-49	7.4	0.0	3.7	0.0	0.0	0.6
Other attachments and accessories for machine tools and metalworking machinery.....		333515-5	9.1	1.5	0.9	0.0	0.0	1.5
Secondary products and miscellaneous receipts.....		333515-SM						
Secondary products.....		333515-S	9.3	2.5	0.0	3.1	0.0	2.0
Machine tool mfg.....	333517		5.2	0.8	0.3	0.2	0.0	0.2
Primary products.....		333517-P	4.0	0.8	0.2	0.3	0.0	0.1
Metal cutting machine tools.....		333517-2	3.1	0.6	0.3	0.4	0.0	0.2
Parts for metal cutting machine tools (sold separately) & rebuilt machine tools.....		333517-26	12.3	3.5	1.1	0.0	0.0	0.0
Metal machining centers (multifunction numerically controlled machines).....		333517-27	0.0	0.0	0.0	0.0	0.0	0.0
Other metal cutting machine tools.....		333517-2B	1.5	0.0	0.0	0.8	0.0	0.0
Metal forming machine tools.....		333517-3	6.5	1.7	0.0	0.0	0.1	0.0
Metal punching and shearing (power & manual), and bending and forming machines (power only).....		333517-31	4.8	4.8	0.0	0.0	0.0	0.0
Parts for metal forming machine tools (sold separately) and rebuilt metal forming machine tools.....		333517-37	2.7	0.0	0.0	0.0	0.3	0.0
Secondary products and miscellaneous receipts.....		333517-SM						
Miscellaneous receipts.....		333517-M	12.5	1.1	0.8	0.0	0.0	0.0
Secondary products.....		333517-S	10.1	0.0	0.0	0.3	0.0	2.3
Rolling mill and other metalworking machinery mfg.....	333519		16.4	2.1	0.2	0.0	3.3	-1.0
Primary products.....		333519-P	18.8	2.4	0.2	0.0	3.8	-1.1
Other metalworking machinery, excluding handheld & ultrasonic.....		333519-83	6.4	0.5	0.4	0.0	0.0	0.0
Secondary products and miscellaneous receipts.....		333519-SM						
Miscellaneous receipts.....		333519-M	–	0.0	0.2	-0.2	0.0	–
Turbine and power transmission equipment mfg.....	3336		7.7	0.0	0.4	0.4	0.3	2.3
Turbine and power transmission equipment mfg.....	33361		7.7	0.0	0.4	0.4	0.3	2.3
Turbine and turbine generator set units mfg.....	333611		3.0	-0.7	0.2	0.2	0.2	0.2
Primary products.....		333611-P	3.9	-0.7	0.2	0.2	0.2	0.2
Turbines and turbine generator sets.....		333611-0	3.9	-0.7	0.2	0.2	0.2	0.2
Steam, gas, and other turbines and turbine generators.....		333611-05	3.3	0.1	0.2	-0.1	0.2	0.2
Parts & accessories for turbines, turbine generators, and turbine generator sets.....		333611-07	20.2	0.0	0.6	0.0	0.0	0.0
Speed changer, drive, and gear mfg.....	333612		14.1	1.1	-0.2	3.2	1.5	0.4
Primary products.....		333612-P	14.5	1.1	-0.2	3.5	1.5	0.4
Gears, pinions, racks, and worms, sold separately.....		333612-3	–	3.5	-0.5	0.0	1.6	–
Speed changers, industrial high speed drives, and parts other than loose gearing.....		333612-7	15.1	0.0	0.0	5.3	1.4	0.8

See footnotes at end of table.

Table 12. Producer price index percentage changes for the net output of selected industries and their products, not seasonally adjusted — Continued
 [January 2023]

Title ¹	Industry code	Product code	Unadjusted 12-month percent change ²	Unadjusted 1-month percent change ²				
			Jan. 2022 to Jan. 2023 ^P	Aug. to Sept.	Sept. to Oct. ^P	Oct. to Nov. ^P	Nov. to Dec. ^P	Dec. to Jan. ^P
Speed changer, drive, and gear mfg - Continued								
Secondary products and miscellaneous receipts.....		333612-SM						
Secondary products.....		333612-S	—	1.0	0.0	2.1	—	—
Mechanical power transmission equipment mfg.....	333613		12.6	1.2	2.0	-0.1	0.2	1.0
Primary products.....		333613-P	11.7	1.1	1.5	-0.1	0.1	1.1
Mechanical power transmission equipment, except speed changers, drives, & gears.....		333613-3	12.2	1.5	2.1	-0.1	0.1	1.1
Secondary products and miscellaneous receipts.....		333613-SM						
Other engine equipment mfg.....	333618		8.2	0.1	0.3	0.0	0.0	4.0
Primary products.....		333618-P	8.4	0.1	0.4	0.0	0.0	4.1
Parts & accessories for internal combustion engines, ex. aircraft & gasoline automotive engines.....		333618-F	10.4	0.0	1.7	0.0	0.0	4.5
Diesel, semidiesel, and dual-fuel engines (except automotive).....		333618-3	13.9	0.0	0.0	0.0	0.0	6.1
Diesel, semidiesel, and dual-fuel engines for automobiles, trucks, and buses.....		333618-5	5.4	0.1	-0.1	0.0	0.0	3.7
Secondary products and miscellaneous receipts.....		333618-SM						
Secondary products.....		333618-S	9.8	0.0	0.1	0.0	0.0	2.8
Other general purpose machinery manufacturing.....	3339		10.6	0.6	0.4	0.6	0.2	1.4
Pump and compressor manufacturing.....	33391		15.5	1.0	0.7	0.6	0.0	2.5
Air and gas compressor mfg.....	333912		18.8	1.2	0.8	1.4	0.0	1.1
Primary products.....		333912-P	20.0	1.2	0.8	1.3	0.0	1.2
Air and gas compressors and vacuum pumps.....		333912-1	19.4	1.6	0.7	1.4	0.0	1.0
Parts & attachments for air & gas compressors, ex. refrigeration, ice making, & a/c.....		333912-6	34.6	0.0	1.7	0.2	0.0	1.3
Secondary products and miscellaneous receipts.....		333912-SM						
Miscellaneous receipts.....		333912-M	13.1	1.5	1.8	0.0	0.0	0.0
Measuring, dispensing, and other pumping equipment mfg.....	333914		13.2	0.8	0.6	0.1	0.1	3.4
Primary products.....		333914-P	13.0	0.8	0.7	0.2	0.1	3.7
Pumps and pumping equipment, excluding measuring and dispensing pumps.....		333914-1	12.2	0.5	0.8	0.2	0.1	3.7
Pumps and pumping equipment, complete, excluding measuring and dispensing pumps.....		333914-11	12.3	0.2	0.9	0.2	0.0	4.2
Domestic water systems.....		333914-111	9.6	0.0	2.4	0.0	0.0	4.1
Oil-well and oil-field pumps, except boiler feed.....		333914-113	5.3	0.0	0.2	0.0	0.0	0.2
Industrial pumps, excluding hydraulic fluid power pumps, automatic circulating pumps, etc.....		333914-114	14.6	0.4	1.0	0.0	0.0	5.7
Other pumps, except automotive circulating pumps, and measuring and dispensing pumps.....		333914-115	11.2	0.0	0.4	0.9	0.0	0.2
Parts and attachments for pumps and pumping equipment, excluding measuring and dispensing.....		333914-15	11.0	1.9	0.0	0.0	0.5	0.8
Secondary products and miscellaneous receipts.....		333914-SM						
Miscellaneous receipts.....		333914-M	14.8	1.0	0.4	-0.1	0.0	0.0
Secondary products.....		333914-S	14.1	0.0	0.0	0.3	0.0	0.6
Material handling equipment manufacturing.....	33392		9.7	0.2	0.4	1.1	0.1	0.8
Elevator and moving stairway mfg.....	333921		6.4	0.6	0.7	-0.1	0.0	0.6
Primary products.....		333921-P	5.0	0.7	0.8	-0.1	0.0	0.7
Elevators and moving stairways.....		333921-1	4.7	0.9	0.6	0.0	0.0	0.7
Parts and attachments for elevators and moving stairways (sold separately).....		333921-3	6.0	0.0	1.5	-0.6	0.0	0.2
Secondary products and miscellaneous receipts.....		333921-SM						
Conveyor and conveying equipment mfg.....	333922		9.1	0.2	0.5	0.5	0.2	0.8
Primary products.....		333922-P	8.1	0.1	0.3	0.4	0.1	0.8
Unit handling conveyors and conveying systems.....		333922-1	4.9	0.3	0.3	0.0	0.2	-0.1
Unit handling gravity and trolley conveyors and conveying systems.....		333922-12	2.5	0.0	1.4	0.0	0.0	0.0
Unit handling tow, belt, roller, pneumatic, portable, carousel, and other nonbelt conveyors.....		333922-14	5.5	0.3	0.1	0.0	0.3	-0.1
Parts and accessories for unit handling conveyors and conveying systems, sold separately.....		333922-7	1.9	0.0	0.2	-0.1	0.0	0.2
Bulk material handling conveyors and conveying systems.....		333922-8	12.1	0.1	0.1	0.9	0.1	1.2
Parts and accessories for bulk material handling conveyors and conveying systems.....		333922-9	12.6	-0.5	0.6	0.3	0.0	3.2
Secondary products and miscellaneous receipts.....		333922-SM						
Miscellaneous receipts.....		333922-M	20.5	1.1	2.0	1.1	1.1	2.6
Secondary products.....		333922-S	6.1	0.0	0.0	0.0	0.0	0.0
Overhead cranes, hoists and monorail systems mfg.....	333923		11.2	0.2	0.2	0.3	0.0	1.0
Primary products.....		333923-P	11.7	0.0	0.1	0.1	0.0	1.0
Hoists and parts and attachments for hoists (sold separately).....		333923-1	13.5	0.0	0.0	1.7	0.0	0.0

See footnotes at end of table.

Table 12. Producer price index percentage changes for the net output of selected industries and their products, not seasonally adjusted — Continued
 [January 2023]

Title ¹	Industry code	Product code	Unadjusted 12-month percent change ²	Unadjusted 1-month percent change ²				
			Jan. 2022 to Jan. 2023 ^P	Aug. to Sept.	Sept. to Oct. ^P	Oct. to Nov. ^P	Nov. to Dec. ^P	Dec. to Jan. ^P
Overhead cranes, hoists and monorail systems mfg - Continued								
Overhead traveling cranes and monorail systems, including parts and attachments sold separately.....		333923-3	11.5	0.1	0.0	-0.3	0.0	0.0
Winches, aerial work platforms, and automotive wrecker hoists, including parts and attachments.....		333923-7	11.8	0.0	0.1	0.0	0.0	1.6
Secondary products and miscellaneous receipts.....		333923-SM						
Secondary products.....		333923-S	11.1	0.0	-0.2	0.0	0.0	7.6
Industrial truck, trailer, and stacker mfg.....	333924		9.6	0.1	0.4	2.5	0.0	0.9
Primary products.....		333924-P	10.3	0.1	0.4	2.7	0.0	0.9
Industrial trucks, tractors, mobile straddle carriers & cranes, & automatic stacking machines.....		333924-2	10.4	0.0	0.5	3.1	0.0	0.4
Work trucks with lifting & handling equipment, operator riding, electric, self-propelled.....		333924-21	14.8	0.0	0.1	6.5	0.0	-0.4
Work trucks, not fitted with lifting and handling equipment.....		333924-25	8.5	0.0	0.3	0.1	0.0	0.9
Bulk powered material moving equipment, dock boards and metal pallets and skids.....		333924-26	4.1	0.0	0.0	0.0	0.0	-0.5
Other work trucks with lifting & handling equipment, non-riding electric or any non-electric.....		333924-27	7.5	0.0	1.1	2.0	0.0	0.1
Parts and attachments for industrial trucks and tractors (sold separately).....		333924-3	8.3	0.4	0.0	0.0	0.0	2.9
Secondary products and miscellaneous receipts.....		333924-SM						
Secondary products.....		333924-S	-16.4	0.0	0.3	0.0	0.0	-7.5
All other general purpose machinery mfg.....	33399		8.2	0.6	0.3	0.2	0.4	1.0
Power-driven handtool mfg.....	333991		6.9	0.0	3.6	0.0	0.0	0.0
Primary products.....		333991-P	7.7	0.0	4.0	0.0	0.0	0.0
Power-driven handtools, pneumatic, hydraulic, and powder-actuated.....		333991-6	5.6	0.0	3.0	0.0	0.0	0.0
Power-driven handtools, electric (except battery powered), including parts.....		333991-9	9.7	0.0	4.6	0.0	0.0	0.0
Secondary products and miscellaneous receipts.....		333991-SM						
Miscellaneous receipts.....		333991-M	-	0.0	0.0	0.0	-	-
Welding and soldering equipment mfg.....	333992		7.2	0.1	-0.8	0.2	0.0	0.7
Primary products.....		333992-P	7.0	0.0	-0.9	0.2	0.0	0.7
Other welding equipment, components, and accessories (excluding arc, resistance, and gas).....		333992-A	11.1	0.0	0.0	0.0	0.0	1.8
Arc welding machines, components, and accessories, excluding electrodes and stud welding equip.....		333992-1	10.3	0.0	0.0	0.0	0.0	0.0
Resistance welders, components, accessories, and electrodes.....		333992-7	9.8	0.0	0.0	0.0	0.0	3.5
Gas welding and cutting equipment, parts, attachments, and accessories.....		333992-9	6.3	0.0	0.0	0.0	0.0	3.0
Secondary products and miscellaneous receipts.....		333992-SM						
Miscellaneous receipts.....		333992-M	8.6	1.4	0.0	0.0	0.0	0.4
Packaging machinery mfg.....	333993		9.7	2.1	0.3	0.0	0.4	0.0
Primary products.....		333993-P	8.9	2.3	0.3	0.0	0.4	0.0
Packing, packaging, and bottling machinery, excluding parts.....		333993-1	8.2	2.0	0.4	0.0	0.5	0.0
Parts for packing, packaging, and bottling machinery.....		333993-5	10.4	2.8	0.0	0.0	0.3	0.0
Secondary products and miscellaneous receipts.....		333993-SM						
Miscellaneous receipts.....		333993-M	16.4	4.2	0.5	0.1	0.0	0.0
Industrial process furnace and oven mfg.....	333994		8.4	0.0	0.0	0.3	0.1	0.5
Primary products.....		333994-P	8.8	0.0	0.0	0.3	0.1	0.5
Industrial process furnaces & ovens, & industrial electrical heating equipment.....		333994-0	8.8	0.0	0.0	0.3	0.1	0.5
Industrial process furnaces & ovens, & industrial electrical heating equipment, except parts.....		333994-0A	7.9	0.0	0.0	0.4	0.0	0.6
Parts and attachments for industrial process furnaces and ovens.....		333994-0B	11.2	0.0	0.0	0.0	0.5	0.2
Secondary products and miscellaneous receipts.....		333994-SM						
Miscellaneous receipts.....		333994-M	6.9	0.0	0.0	0.4	0.0	0.7
Fluid power cylinder and actuator mfg.....	333995		10.8	0.6	0.3	0.8	0.1	0.9
Primary products.....		333995-P	11.6	0.8	0.4	0.8	0.2	0.9
Nonaerospace-type hydraulic & all aerospace fluid power cylinders & actuators, linear & rotary.....		333995-2	11.3	0.5	0.0	1.0	0.3	1.1
Nonaerospace-type pneumatic fluid power cylinders & actuators, linear & rotary.....		333995-3	3.2	0.4	0.0	0.0	0.0	0.8
Parts for hydraulic & pneumatic fluid power cylinders & actuators, incl accumulators & cushions.....		333995-8	19.3	2.5	2.3	0.6	0.0	0.4
Secondary products and miscellaneous receipts.....		333995-SM						
Fluid power pump and motor mfg.....	333996		5.4	0.0	-0.1	0.0	0.5	0.1
Primary products.....		333996-P	5.6	0.0	0.0	0.0	0.5	0.1
Nonaerospace-type reciprocating fluid power pumps.....		333996-1	7.7	0.0	0.0	0.0	0.8	0.0
Nonaerospace-type fluid power motors.....		333996-5	8.0	0.0	0.0	0.0	0.6	0.9
Parts for fluid power pumps, motors, and hydrostatic transmissions.....		333996-9	5.7	-0.1	0.0	0.0	0.7	-0.3

See footnotes at end of table.

Table 12. Producer price index percentage changes for the net output of selected industries and their products, not seasonally adjusted — Continued
 [January 2023]

Title ¹	Industry code	Product code	Unadjusted 12-month percent change ²	Unadjusted 1-month percent change ²				
			Jan. 2022 to Jan. 2023 ^P	Aug. to Sept.	Sept. to Oct. ^P	Oct. to Nov. ^P	Nov. to Dec. ^P	Dec. to Jan. ^P
Fluid power pump and motor mfg - Continued								
Secondary products and miscellaneous receipts.....		333996-SM						
Miscellaneous receipts.....		333996-M	9.1	0.0	1.5	0.0	0.8	2.1
All other miscellaneous general purpose machinery mfg.....	333998		7.6	0.7	0.0	0.1	0.7	2.1
Primary products.....		333998-P	7.5	0.7	0.0	0.1	0.7	2.2
Retail, commercial, household, and mailing scales and balances.....		333998-74	8.6	0.0	0.0	0.1	0.4	6.8
Parts, attachments, and accessories for scales and balances.....		333998-76	10.8	0.4	0.3	0.9	1.0	0.0
Vehicle and industrial scales.....		333998-77	9.8	1.7	0.3	2.2	0.4	0.3
Motor truck and railroad track scales.....		333998-771	5.8	0.8	0.0	1.9	0.1	0.5
Industrial scales (including automatic checkweighter and bulkweighter scales)...		333998-772	13.4	0.8	0.8	2.8	0.9	0.0
Miscellaneous non-vehicle scales (crane, susp, tank, hopper, meas. devices, lab, bulk conveyor).....		333998-773	11.3	-	-	-	-	-
Filters and strainers, except fluid power.....		333998-91	9.6	1.4	-0.2	-0.6	0.6	6.8
Industrial filters and strainers and reusable media, except fluid power.....		333998-911	10.8	1.6	-0.3	-0.6	0.7	8.2
Nonreusable media for filters and strainers, except fluid power.....		333998-912	3.0	0.0	0.0	0.0	0.0	0.0
Parts and accessories for filters and strainers, except fluid power.....		333998-913	10.2	2.0	1.6	-1.0	0.0	4.4
All other miscellaneous general industrial machinery.....		333998-97	8.2	0.4	0.1	0.4	0.8	1.5
Secondary products and miscellaneous receipts.....		333998-SM						
Miscellaneous receipts.....		333998-M	-	-	-	-	-	0.5
Secondary products.....		333998-S	-	-	-	-	-	0.2
Computer & electronic product mfg.....	334		4.6	0.2	0.4	0.3	0.2	1.0
Computer & peripheral equipment mfg.....	3341		3.7	-0.4	-0.1	0.0	0.9	1.9
Computer & peripheral equipment mfg.....	33411		3.7	-0.4	-0.1	0.0	0.9	1.9
Electronic computer mfg.....	334111		5.0	-1.5	-0.4	-2.4	1.7	2.2
Primary products.....		334111-P	5.1	-1.9	-0.5	-3.3	2.3	2.5
Host computers, multiusers (mainframes, medium-scale systems, UNIX and PC servers).....		334111-5	5.8	-2.8	-0.6	-4.0	2.1	2.8
Single user computers, microprocessor based, general purpose.....		334111-7	2.3	0.5	-0.2	-1.6	2.9	0.8
Portable computers, laptops, tablets and other single user computers.....		334111-72	-3.9	0.0	-1.3	-0.6	0.6	-0.3
Personal computers and workstations (excluding portable computers).....		334111-73	3.5	0.6	-0.1	-1.7	3.2	1.3
Secondary products and miscellaneous receipts.....		334111-SM						
Computer storage device mfg.....	334112		6.1	0.0	0.0	2.5	1.0	-1.4
Primary products.....		334112-P	4.6	0.0	0.0	2.7	1.1	-1.4
Computer storage devices (except parts, attachments and accessories).....		334112-1	4.6	0.0	0.0	3.3	0.0	-1.5
Secondary products and miscellaneous receipts.....		334112-SM						
Computer terminal and other computer peripheral equipment mfg.....	334118		0.4	0.1	0.1	-0.2	0.2	4.3
Primary products.....		334118-P	4.7	0.1	0.1	-0.2	0.2	4.3
Computer terminals (including POS and funds-transfer devices) and other computer peripherals.....		334118-D	2.3	0.1	0.1	-0.3	0.3	1.7
Secondary products and miscellaneous receipts.....		334118-SM						
Secondary products.....		334118-S	-	-	-	-	-	-
Communications equipment mfg.....	3342		5.5	0.2	0.2	1.2	0.1	0.9
Telephone apparatus mfg.....	33421		6.6	0.3	0.2	0.9	0.0	0.0
Telephone apparatus mfg.....	334210		6.5	0.3	0.2	0.9	0.0	0.0
Primary products.....		334210-P	7.6	0.0	0.0	1.1	0.0	0.0
Telephone and wireline data networking equipment.....		334210-0	7.6	0.0	0.0	1.1	0.0	0.0
Wireline voice and data network equipment.....		334210-7	-	0.0	0.0	1.4	0.0	-
Secondary products and miscellaneous receipts.....		334210-SM						
Radio/TV broadcast & wireless comm equip mfg.....	33422		4.2	0.0	0.1	1.0	0.1	1.0
Broadcast and wireless communications equipment mfg.....	334220		4.2	0.1	0.1	0.9	0.1	1.0
Primary products.....		334220-P	3.6	0.0	0.1	0.0	0.1	1.1
Broadcast, studio, and related electronic equipment.....		334220-2	0.6	0.4	-0.3	-0.5	0.2	0.8
Radio station equipment.....		334220-5	-	0.0	0.0	0.0	0.0	0.0
Other broadcast and wireless communications systems and equipment.....		334220-9	3.7	0.0	0.2	0.0	0.1	1.3
Secondary products and miscellaneous receipts.....		334220-SM						
Other communications equipment mfg.....	33429		10.0	0.9	0.9	2.5	-0.2	1.2
Other communications equipment mfg.....	334290		10.0	0.9	0.9	2.5	-0.2	1.2
Primary products.....		334290-P	10.6	0.9	0.7	2.8	-0.2	1.3
Alarm systems, including electric sirens and horns.....		334290-1	15.4	1.9	0.0	6.0	0.0	2.0
Intercommunications systems, incl inductive paging systems, excl telephone & telegraph.....		334290-3	3.4	0.0	0.0	0.0	-1.7	-0.1

See footnotes at end of table.

Table 12. Producer price index percentage changes for the net output of selected industries and their products, not seasonally adjusted — Continued
 [January 2023]

Title ¹	Industry code	Product code	Unadjusted 12-month percent change ²	Unadjusted 1-month percent change ²				
				Jan. 2022 to Jan. 2023 ^P	Aug. to Sept.	Sept. to Oct. ^P	Oct. to Nov. ^P	Nov. to Dec. ^P
Other communications equipment mfg - Continued								
Secondary products and miscellaneous receipts.....		334290-SM						
Secondary products.....		334290-S	12.7	0.5	0.2	0.0	0.4	0.0
Audio & video equipment mfg.....	3343		5.1	1.2	0.2	0.0	0.0	0.4
Audio and video equipment mfg.....	33431		5.1	1.2	0.2	0.0	0.0	0.4
Audio and video equipment mfg.....	334310		5.1	1.2	0.2	0.0	0.0	0.4
Primary products.....		334310-P	5.8	1.4	0.2	0.0	0.0	0.5
Speakers and commercial sound equipment.....		334310-4	5.9	0.0	0.3	0.0	0.0	0.9
Other consumer audio and video equipment.....		334310-5	6.2	3.8	0.0	0.0	0.0	0.0
Secondary products and miscellaneous receipts.....		334310-SM						
Miscellaneous receipts.....		334310-M	1.6	0.0	0.0	0.0	0.0	0.2
Semiconductor and other electronic component mfg.....	3344		1.5	0.3	0.9	0.4	0.1	-0.7
Semiconductor and other electronic component mfg.....	33441		1.5	0.3	0.9	0.4	0.1	-0.7
Bare printed circuit board mfg.....	334412		8.3	0.4	0.6	0.0	1.0	0.0
Primary products.....		334412-P	8.7	0.4	0.7	0.0	1.0	0.0
Bare printed circuit boards.....		334412-0	8.7	0.4	0.7	0.0	1.0	0.0
Secondary products and miscellaneous receipts.....		334412-SM2						
Semiconductors and related device mfg.....	334413		4.6	0.7	2.1	0.4	0.0	-0.2
Primary products.....		334413-P	4.6	0.7	2.1	0.4	0.0	-0.2
Other semiconductor devices, including parts such as chips, wafers, and heat sinks.....		334413-A	4.7	1.2	0.3	1.0	0.0	0.6
Integrated microcircuits, incl semiconductor networks, microprocessors, & MOS memories.....		334413-1	4.3	0.5	2.9	0.2	0.1	-0.7
Secondary products and miscellaneous receipts.....		334413-SM						
Electronic connector mfg.....	334417		12.9	0.2	2.9	0.0	0.5	0.0
Primary products.....		334417-P	13.2	0.1	2.9	0.0	0.5	0.0
Electronic connectors, including parts.....		334417-0	13.2	0.1	2.9	0.0	0.5	0.0
Secondary products and miscellaneous receipts.....		334417-SM						
Secondary products.....		334417-S1	6.9	2.0	0.9	-0.3	0.0	0.2
Printed circuit assembly mfg.....	334418		-14.2	-0.3	-2.0	0.3	0.0	-3.6
Primary products.....		334418-P	-12.7	0.1	-1.6	0.4	0.0	-3.8
Printed circuit assemblies, loaded boards, modules, and consumer external modems.....		334418-9	-12.7	0.1	-1.6	0.4	0.0	-3.8
Secondary products and miscellaneous receipts.....		334418-SM						
Other electronic component mfg.....	334419		3.7	0.0	0.0	0.5	-0.3	-0.2
Primary products.....		334419-P	4.0	0.0	0.0	0.4	-0.3	-0.2
Other electronic components.....		334419-0	4.0	0.0	0.0	0.4	-0.3	-0.2
Secondary products and miscellaneous receipts.....		334419-SM						
Secondary products.....		334419-S	1.2	0.0	-0.2	2.2	0.0	-0.4
Capacitor, resistor, coil, transformer, and other inductor mfg.....	33441K		6.0	0.6	0.8	1.4	0.0	0.2
Primary products.....		33441K-P	6.1	0.4	0.8	1.5	0.1	0.2
Capacitors for electronic circuitry.....		33441K-4	-	0.0	0.0	3.0	0.0	0.1
Electronic coils, transformers, and other inductors.....		33441K-6	6.6	0.7	1.4	0.2	0.1	0.1
Secondary products and miscellaneous receipts.....		33441K-SM						
Nav/measuring/medical/control instruments mfg.....	3345		5.7	0.2	0.3	0.1	0.1	1.7
Nav/measuring/medical/control instruments mfg.....	33451		5.7	0.2	0.3	0.1	0.1	1.7
Electromedical apparatus mfg.....	334510		3.8	0.0	0.0	0.1	0.1	1.4
Primary products.....		334510-P	4.0	0.0	0.0	0.1	0.0	1.5
Electromedical equipment, excluding ionizing radiation equipment.....		334510-2	4.2	0.0	0.0	0.1	0.0	1.6
Secondary products and miscellaneous receipts.....		334510-SM						
Miscellaneous receipts.....		334510-M	1.6	0.0	0.0	0.0	1.6	0.0
Search, detection, and navigation instruments.....	334511		2.4	0.2	0.0	0.0	0.1	1.3
Primary products.....		334511-P	1.9	0.0	0.0	0.0	0.1	1.3
Aeronautical, nautical & navigational instruments, not sending or receiving radio signals.....		334511-1	5.2	0.5	0.0	0.0	1.5	1.0
Search, detection, navigation, and guidance systems and equipment.....		334511-3	1.7	0.0	0.0	0.0	0.0	1.3
Secondary products and miscellaneous receipts.....		334511-SM						
Secondary products.....		334511-S	-	0.0	-	-	-	-
Automatic environmental control mfg.....	334512		5.7	0.4	0.9	0.3	0.0	1.4
Primary products.....		334512-P	5.6	0.5	0.7	0.4	0.0	1.6

See footnotes at end of table.

Table 12. Producer price index percentage changes for the net output of selected industries and their products, not seasonally adjusted — Continued
 [January 2023]

Title ¹	Industry code	Product code	Unadjusted 12-month percent change ²	Unadjusted 1-month percent change ²				
				Jan. 2022 to Jan. 2023 ^P	Aug. to Sept.	Sept. to Oct. ^P	Oct. to Nov. ^P	Nov. to Dec. ^P
Automatic environmental control mfg - Continued								
Automatic environmental controls for monitoring residential, commercial, and appliance use.....		334512-0	5.6	0.5	0.7	0.4	0.0	1.6
Secondary products and miscellaneous receipts.....		334512-SM						
Miscellaneous receipts.....		334512-M	4.5	0.0	1.8	0.0	0.0	0.0
Industrial process variable instruments.....	334513		12.9	0.0	0.6	0.7	0.6	2.5
Primary products.....		334513-P	13.0	0.0	0.5	0.8	0.7	2.4
Process control instruments.....		334513-0	13.0	0.0	0.5	0.8	0.7	2.4
Secondary products and miscellaneous receipts.....		334513-SM						
Miscellaneous receipts.....		334513-M	13.8	-1.1	3.5	0.0	0.0	5.5
Secondary products.....		334513-S	-	0.0	0.0	-	-	-
Totalizing fluid meters and counting devices mfg.....	334514		12.5	0.3	0.0	0.0	0.2	3.1
Primary products.....		334514-P	12.7	0.3	0.0	0.0	0.2	2.8
Integrating and totalizing fluid meters, counting devices, and motor vehicle instruments.....		334514-0	12.7	0.3	0.0	0.0	0.2	2.8
Counting devices, excluding motor vehicle instruments.....		334514-3	-	0.0	0.0	0.0	-	-
Motor vehicle instruments.....		334514-7	-	1.0	0.0	0.0	-	-
Secondary products and miscellaneous receipts.....		334514-SM						
Secondary products.....		334514-S	-	-	-	-	-	-
Electricity and signal testing instruments mfg.....	334515		3.7	0.1	0.3	0.0	0.1	1.5
Primary products.....		334515-P	3.8	0.1	0.3	0.0	0.1	1.6
Test equipment for testing electrical, radio, and communication circuits, and motors.....		334515-4	4.9	0.2	0.5	0.0	0.1	1.6
Secondary products and miscellaneous receipts.....		334515-SM						
Analytical laboratory instrument mfg.....	334516		8.1	0.4	0.1	0.1	0.3	2.1
Primary products.....		334516-P	8.1	0.1	0.2	0.1	0.3	2.1
Analytical and scientific instruments, excluding optical.....		334516-0	8.1	0.1	0.2	0.1	0.3	2.1
Secondary products and miscellaneous receipts.....		334516-SM						
Miscellaneous receipts.....		334516-M1	-	2.4	0.0	0.0	-	-
Secondary products.....		334516-S	-	-0.1	0.0	-	-	-
Irradiation apparatus mfg.....	334517		7.6	0.0	0.0	0.0	0.0	0.8
Primary products.....		334517-P	9.0	0.0	0.0	0.0	0.0	0.8
Irradiation (ionizing radiation) equipment.....		334517-0	9.0	0.0	0.0	0.0	0.0	0.8
Secondary products and miscellaneous receipts.....		334517-SM						
Other measuring and controlling device mfg.....	334519		11.7	0.6	2.4	0.6	0.0	3.1
Primary products.....		334519-P	12.3	0.7	2.7	0.7	-0.1	3.2
Physical properties testing & inspection equipment and kinematic testing & measuring equipment.....		334519-4	19.0	0.6	7.1	1.1	0.0	3.7
Nuclear radiation detection and monitoring instruments.....		334519-5	10.8	0.0	0.0	2.6	0.0	3.3
Commercial, geophysical, meteorological, and general-purpose instruments and equipment.....		334519-7	8.8	0.1	0.7	0.0	-0.2	4.0
Secondary products and miscellaneous receipts.....		334519-SM						
Miscellaneous receipts.....		334519-M	2.1	0.0	0.0	-0.1	0.3	0.2
Manufacturing and reproducing magnetic and optical media.....	3346		14.5	2.3	0.0	0.0	0.0	1.2
Manufacturing and reproducing magnetic and optical media.....	33461		14.5	2.3	0.0	0.0	0.0	1.2
Manufacturing and reproducing magnetic and optical media.....	334610		14.6	2.3	0.0	0.0	0.0	1.2
Primary products.....		334610-P	15.1	2.4	0.0	0.1	0.0	1.2
Secondary products and miscellaneous receipts.....		334610-SM						
Electrical equipment and appliance mfg.....	335		10.7	0.2	0.0	0.8	0.7	0.3
Electric lighting equipment mfg.....	3351		7.1	0.6	0.3	0.0	0.2	0.9
Electric lighting equipment mfg.....	33513		-	-	-	-	-	0.9
Residential electric lighting fixture mfg.....	335131		8.8	0.1	1.7	0.0	0.3	0.2
Primary products.....		335131-P	8.9	0.1	1.1	0.0	0.3	0.2
Residential-type electric lighting fixtures (except portable), including parts and accessories.....		335131-1	5.9	0.2	0.3	0.0	0.0	0.0
Residential-type portable lighting fixtures, including parts and accessories.....		335131-4	12.3	0.0	2.0	0.1	0.7	0.5
Secondary products and miscellaneous receipts.....		335131-SM						
Secondary products.....		335131-S	12.9	0.0	4.9	0.0	0.0	0.0
Nonresidential electric lighting fixture mfg.....	335132		8.2	1.4	0.1	0.0	0.3	1.4
Primary products.....		335132-P	8.3	1.6	0.1	0.0	0.3	1.6
Commercial and institutional-type electric lighting fixtures, including parts and accessories.....		335132-1	7.8	0.2	0.1	0.0	0.4	1.8

See footnotes at end of table.

Table 12. Producer price index percentage changes for the net output of selected industries and their products, not seasonally adjusted — Continued
 [January 2023]

Title ¹	Industry code	Product code	Unadjusted 12-month percent change ²	Unadjusted 1-month percent change ²				
				Jan. 2022 to Jan. 2023 ^P	Aug. to Sept.	Sept. to Oct. ^P	Oct. to Nov. ^P	Nov. to Dec. ^P
Nonresidential electric lighting fixture mfg - Continued								
Industrial-type electric lighting fixtures, including parts and accessories.....		335132-5	9.7	6.6	0.0	0.0	0.0	0.0
Secondary products and miscellaneous receipts.....		335132-SM						
Secondary products.....		335132-S	6.1	0.5	0.0	0.0	0.0	0.0
Other lighting equipment, including lamps and bulbs mfg.....	335139		4.8	0.0	0.0	0.0	0.0	0.4
Primary products.....		335139-P	—	—	—	—	—	0.3
Electric lamp bulb, tubes, and components.....		335139-1	8.3	0.0	0.0	0.0	0.0	1.4
Outdoor lighting equipment (including parts and accessories).....		335139-2	2.9	0.0	0.0	0.0	0.0	0.0
Secondary products and miscellaneous receipts.....		335139-SM						
Secondary products.....		335139-S	7.4	0.0	0.0	0.0	0.0	1.0
Household appliance mfg.....	3352		6.8	-0.1	-0.2	-0.2	0.6	0.1
Small electrical appliance mfg.....	33521		8.9	-0.4	0.0	0.1	0.1	0.6
Small electrical appliance mfg.....	335210		8.9	-0.4	0.0	0.1	0.1	0.6
Primary products.....		335210-P	9.4	-0.5	0.0	0.1	0.1	0.6
Parts and attachments for small electric household appliances, including fan parts.....		335210-5	2.3	0.0	0.0	0.0	0.0	0.0
Household vacuum cleaners and other floor care machines (including parts and attachments).....		335210-6	9.1	-0.4	0.0	0.0	0.0	0.0
Other small electric household appliances, including fans.....		335210-7	9.9	-0.6	0.0	0.1	0.1	0.8
Secondary products and miscellaneous receipts.....		335210-SM						
Secondary products.....		335210-S	8.6	0.0	0.0	3.3	0.2	0.1
Major household appliance mfg.....	33522		6.4	-0.1	-0.2	-0.3	0.7	0.0
Major household appliance mfg.....	335220		6.4	-0.1	-0.2	-0.3	0.7	0.0
Primary products.....		335220-P	6.4	-0.1	-0.2	-0.3	0.7	0.0
Household cooking appliances.....		335220-1	11.2	-0.1	-0.9	-0.2	1.5	0.0
Electric household ranges, ovens (including microwave), surface cooking units, and equipment.....		335220-11	10.3	-0.7	-0.3	-0.2	1.2	0.2
Gas household ranges, ovens, surface cooking units, and equipment (incl. parts and accessories).....		335220-13	11.2	-1.0	0.8	-1.6	1.7	-0.3
Other household ranges and cooking equipment, including outdoor equipment.....		335220-15	15.0	3.6	-5.3	2.2	2.2	0.0
Household refrigerators and home freezers.....		335220-2	7.6	-0.3	0.1	0.2	0.2	0.1
Household refrigerators, including combination refrigerator-freezers.....		335220-21	8.9	0.4	0.0	-0.4	0.2	0.1
Other major household appliances.....		335220-8	3.0	0.4	-0.2	-0.8	0.8	-0.2
Household water heaters, electric, for permanent installation.....		335220-81	0.5	0.0	0.0	0.0	0.0	0.0
Household water heaters, excluding electric.....		335220-83	0.5	0.0	0.0	0.0	0.0	0.0
Secondary products and miscellaneous receipts.....		335220-SM						
Miscellaneous receipts.....		335220-M	7.1	1.0	0.3	0.0	0.0	0.0
Electrical equipment mfg.....	3353		14.5	0.6	-0.3	0.4	1.3	0.7
Electrical equipment mfg.....	33531		14.5	0.6	-0.3	0.4	1.3	0.7
Electric power and specialty transformer mfg.....	335311		18.1	0.1	-2.5	0.6	0.4	2.5
Primary products.....		335311-P	19.0	0.1	-2.7	0.6	0.4	2.5
Power and distribution transformers, except parts.....		335311-1	23.0	0.0	-3.3	0.7	0.5	3.0
Secondary products and miscellaneous receipts.....		335311-SM						
Motor and generator mfg.....	335312		10.2	1.9	0.1	0.0	0.1	0.7
Primary products.....		335312-P	10.7	2.3	0.1	0.0	0.2	0.5
Parts, supplies for motors, generators, generator sets, and other rotating equipment.....		335312-C	16.8	4.0	1.2	0.0	2.1	0.0
Other motors and generators n.e.c.....		335312-F	10.4	2.1	0.0	0.0	0.0	1.1
Fractional horsepower motors (rated at less than 746 watts) (except hermetics).....		335312-1	3.9	0.7	0.0	0.0	0.0	0.7
Integral horsepower motors & generators other than for land transport equipment (exc hermetics).....		335312-3	13.2	2.8	0.0	0.0	0.0	0.0
Secondary products and miscellaneous receipts.....		335312-SM						
Miscellaneous receipts.....		335312-M	7.3	0.1	0.0	0.0	0.0	0.0
Secondary products.....		335312-S	8.3	0.0	0.3	0.0	0.0	3.7
Switchgear and switchboard apparatus mfg.....	335313		19.3	0.3	0.3	0.6	0.8	0.2
Primary products.....		335313-P	21.7	0.3	0.3	0.6	0.9	0.2
Switchgear, excluding ducts and relays.....		335313-A	26.2	0.7	0.5	1.3	0.4	0.4
Low voltage panelboards and distribution boards, 1000 volts or less.....		335313-3	23.7	0.0	0.0	0.0	2.2	0.0
Secondary products and miscellaneous receipts.....		335313-SM						
Relay and industrial control mfg.....	335314		11.4	0.0	0.0	0.6	4.3	0.1
Primary products.....		335314-P	12.5	0.0	0.0	0.1	5.1	0.1
Specific-purpose industrial controls.....		335314-C	11.8	0.0	0.0	0.3	4.4	0.0
General-purpose industrial controls.....		335314-F	16.0	0.0	0.0	0.0	6.7	0.1

See footnotes at end of table.

Table 12. Producer price index percentage changes for the net output of selected industries and their products, not seasonally adjusted — Continued
[January 2023]

Title ¹	Industry code	Product code	Unadjusted 12-month percent change ²	Unadjusted 1-month percent change ²				
				Jan. 2022 to Jan. 2023 ^P	Aug. to Sept.	Sept. to Oct. ^P	Oct. to Nov. ^P	Nov. to Dec. ^P
Relay and industrial control mfg - Continued								
Relays for electronic circuitry, industrial control overload and switchgear type.		335314-1	-	0.0	0.0	0.0	-	-
Parts for industrial controls and motor-control accessories.		335314-7	8.8	0.0	0.0	0.0	2.4	0.0
Secondary products and miscellaneous receipts.		335314-SM						
Miscellaneous receipts.		335314-M	6.6	0.0	0.0	4.0	0.0	0.2
Other electrical equipment & component mfg.	3359		10.0	0.0	0.2	1.6	0.4	0.1
Storage battery mfg.	33591		8.3	0.2	0.2	0.8	0.0	0.4
Battery mfg.	335910		6.8	0.0	0.1	0.3	0.1	0.4
Primary products.		335910-P	6.7	0.0	0.1	0.3	0.1	0.5
Storage batteries, lead acid type, BCI dimensional size group 8D or smaller.		335910-11	7.5	0.0	0.1	0.0	0.0	0.6
Storage batteries, lead acid type, larger than BCI dimensional size group 8D.		335910-12	3.4	0.0	0.0	0.0	0.3	0.0
Primary batteries.		335910-2	10.8	0.5	0.5	1.5	0.0	0.6
Secondary products and miscellaneous receipts.		335910-SM						
Secondary products.		335910-S	21.1	0.0	0.0	4.6	0.8	-0.1
Communication & energy wire & cable mfg.	33592		13.4	-0.7	0.3	3.7	1.0	0.5
Fiber optic cable mfg.	335921		16.4	0.2	0.0	0.0	0.0	0.0
Primary products.		335921-P	17.4	0.3	0.0	0.0	0.0	0.0
Fiber optic cable, made from purchased fiber optic strand.		335921-0	17.4	0.3	0.0	0.0	0.0	0.0
Secondary products and miscellaneous receipts.		335921-SM						
Other communication and energy wire mfg.	335929		13.1	-0.8	0.4	4.1	1.1	0.6
Primary products.		335929-P	13.1	-0.9	0.5	4.6	1.2	0.6
Electronic wire and cable, made of nonferrous metals (purchased wire).		335929-A	5.1	-2.6	3.2	0.3	0.0	2.4
Other insulated wire & cable, incl control & signal, made of nonferrous metals (purchased wire).		335929-F	8.1	-2.0	1.0	-0.1	0.8	0.0
Power wire and cable, made from nonferrous metals (purchased wire).		335929-1	22.8	-0.1	0.7	9.0	3.4	-0.8
Secondary products and miscellaneous receipts.		335929-SM						
Wiring device mfg.	33593		9.6	0.0	0.1	1.0	0.0	0.2
Current-carrying wiring device mfg.	335931		4.6	-0.2	0.2	0.9	0.0	0.3
Primary products.		335931-P	4.5	-0.2	0.2	1.0	0.0	0.3
Current-carrying wiring devices n.e.c.		335931-A	3.6	0.5	0.9	0.7	0.1	-0.1
Current-carrying switches for electrical circuitry (including vehicular switches).		335931-1	3.0	0.0	0.0	0.8	0.0	0.7
Current-carrying wire connectors for electrical circuitry.		335931-9	7.8	-1.3	-0.2	1.4	0.0	0.7
Secondary products and miscellaneous receipts.		335931-SM						
Secondary products.		335931-S	7.1	0.0	0.0	0.8	0.0	0.6
Noncurrent-carrying wiring device mfg.	335932		13.4	0.1	0.1	1.1	0.0	0.0
Primary products.		335932-P	11.8	0.1	0.1	1.3	0.0	0.0
Noncurrent-carrying electrical conduit and conduit fittings, incl. plastic conduit & fittings.		335932-4	7.4	0.0	0.0	0.2	0.0	0.1
Other noncurrent-carrying wiring devices and supplies (boxes, covers, bar hangers, etc.).		335932-6	-	-	-	-	-	-
Secondary products and miscellaneous receipts.		335932-SM						
All other electrical equipment & component mfg.	33599		8.4	0.5	0.1	0.7	0.6	-0.7
Carbon and graphite product mfg.	335991		24.1	2.3	0.3	0.2	3.9	-1.3
Primary products.		335991-P	25.6	2.4	0.4	0.2	4.2	-1.3
Carbon and graphite products, including electrodes for electric arc furnaces.		335991-0	25.6	2.4	0.4	0.2	4.2	-1.3
Secondary products and miscellaneous receipts.		335991-SM						
Miscellaneous receipts.		335991-M	-	0.0	0.0	0.0	-	-
Miscellaneous electrical equipment mfg.	335999		4.1	0.0	0.0	0.9	-0.4	-0.4
Primary products.		335999-P	4.0	0.0	0.0	1.0	-0.5	-0.5
Rectifying apparatus.		335999-3	13.3	0.0	0.0	0.5	0.0	1.3
All miscellaneous electrical equipment except rectifying apparatus.		335999-4	2.1	0.0	0.1	1.1	-0.6	-0.7
Secondary products and miscellaneous receipts.		335999-SM						
Secondary products.		335999-S	-	0.0	0.0	-	-	-
Transportation equipment manufacturing.	336		4.8	0.2	0.5	0.2	0.3	0.5
Motor vehicle manufacturing.	3361		4.8	0.0	1.1	0.1	0.3	0.4
Automobile and light truck manufacturing.	33611		5.1	0.0	1.2	0.1	0.4	0.4
Automobile, light truck and utility vehicle mfg.	336110		5.1	0.0	1.2	0.1	0.4	0.4
Primary products.		336110-P	5.0	0.0	1.3	0.1	0.4	0.4
Passenger cars and chassis.		336110-1	2.6	0.0	0.1	0.0	0.0	0.4
Trucks, truck tractors, & bus chassis 14,000 lb or less, incl. minivans & suvs.		336110-2	7.0	0.1	2.2	0.2	0.7	0.4

See footnotes at end of table.

Table 12. Producer price index percentage changes for the net output of selected industries and their products, not seasonally adjusted — Continued
 [January 2023]

Title ¹	Industry code	Product code	Unadjusted 12-month percent change ²	Unadjusted 1-month percent change ²				
				Jan. 2022 to Jan. 2023 ^P	Aug. to Sept.	Sept. to Oct. ^P	Oct. to Nov. ^P	Nov. to Dec. ^P
Automobile, light truck and utility vehicle mfg - Continued								
Secondary products and miscellaneous receipts.....		336110-SM						
Heavy duty truck manufacturing.....	33612		2.5	0.0	0.3	0.1	0.0	0.2
Heavy duty truck mfg.....	336120		2.5	0.0	0.3	0.1	0.0	0.2
Primary products.....		336120-P	2.2	0.0	0.0	0.1	0.0	0.1
Trucks, truck tractors, and bus chassis (chassis of own manufacture) 14,001 to 33,000 lbs.....		336120-1	3.7	-0.5	0.2	0.3	0.0	0.4
Buses, including military and firefighting vehicles (chassis of own manufacture) ..		336120-3	8.0	0.0	0.0	0.1	0.0	0.2
Secondary products and miscellaneous receipts.....		336120-SM						
Motor vehicle body and trailer manufacturing.....	3362		8.3	0.5	0.7	0.0	0.0	-0.1
Motor vehicle body and trailer manufacturing.....	33621		8.3	0.5	0.7	0.0	0.0	-0.1
Motor vehicle body mfg.....	336211		12.9	0.4	1.3	0.0	0.1	0.9
Primary products.....		336211-P	12.6	0.4	1.5	0.0	0.1	1.0
Other truck and vehicle bodies, sold separately.....		336211-5	12.6	-0.4	3.2	-0.1	0.0	1.6
Dump truck bodies, for sale separately.....		336211-5A	4.3	-3.2	0.3	-0.9	0.0	0.0
All other truck and vehicle bodies, sold separately.....		336211-5B	14.4	0.0	3.3	0.0	0.0	2.3
Buses and firefighting vehicles, complete, produced on purchased chassis.....		336211-7	2.2	0.0	0.0	0.4	0.4	0.0
Other trucks and vehicles, complete, produced on purchased chassis.....		336211-9	16.7	1.6	3.0	0.1	0.1	-0.3
Other trucks and vehicles, complete, produced on purchased chassis, except upfitting trucks.....		336211-91	15.9	2.0	3.8	0.1	0.1	-0.8
Secondary products and miscellaneous receipts.....		336211-SM						
Secondary products.....		336211-S	10.2	0.0	0.0	0.2	0.3	0.0
Truck trailer mfg.....	336212		9.7	0.2	0.2	-0.1	0.1	-1.3
Primary products.....		336212-P	9.7	0.1	0.2	-0.1	0.1	-1.3
Truck trailers and chassis, axle rating 10,000 lbs or more.....		336212-1	8.8	0.2	0.1	-0.1	0.1	-1.4
Truck trailers and chassis, axle rating less than 10,000 lbs.....		336212-3	16.2	0.0	0.7	-0.2	-0.2	0.1
Secondary products and miscellaneous receipts.....		336212-SM						
Secondary products.....		336212-S1	18.5	0.0	2.0	-0.5	0.0	0.2
Motor home mfg.....	336213		1.7	0.0	0.0	0.0	0.2	0.0
Primary products.....		336213-P	1.5	0.0	0.0	0.0	0.0	0.0
Motor homes built on purchased chassis.....		336213-0	1.5	0.0	0.0	0.0	0.0	0.0
Secondary products and miscellaneous receipts.....		336213-SM1						
Travel trailer and camper mfg.....	336214		4.5	0.9	0.6	0.1	-0.1	0.0
Primary products.....		336214-P	4.5	0.9	0.5	0.1	-0.1	0.0
Travel trailers.....		336214-1	5.1	1.1	0.8	0.1	0.0	0.0
Conventional travel trailers.....		336214-19	6.5	1.7	1.2	0.1	0.0	0.0
Automobile and light truck trailers.....		336214-3	2.7	0.2	0.0	0.0	-0.6	0.0
Camping trailers, campers, pick-up covers, and parts.....		336214-5	4.8	1.5	0.0	0.1	0.0	0.0
Other parts and components, excluding appliances and furnishings.....		336214-53	5.8	2.1	0.0	0.0	0.0	0.0
Truck campers, caps, box covers, and fold-down camping trailers.....		336214-56	3.1	-	-	0.1	0.0	0.0
Secondary products and miscellaneous receipts.....		336214-SM						
Secondary products.....		336214-S	10.2	2.6	4.5	0.0	0.0	0.8
Motor vehicle parts manufacturing.....	3363		4.0	0.2	-0.1	0.4	0.0	0.6
Motor vehicle gasoline engine and parts mfg.....	33631		3.1	-0.1	0.4	0.7	0.1	0.1
Motor vehicle gasoline engine and engine parts mfg.....	336310		3.1	-0.1	0.4	0.7	0.1	0.1
Primary products.....		336310-P	2.3	-0.1	0.2	0.6	0.0	0.1
Gasoline engines and engine parts (excluding carburetors).....		336310-2	2.0	-0.3	0.2	0.6	0.0	0.0
Carburetors, pistons, piston rings, and valves.....		336310-3	5.7	1.5	-0.1	-0.3	0.0	1.2
Secondary products and miscellaneous receipts.....		336310-SM						
Miscellaneous receipts.....		336310-M1	12.8	0.0	1.0	6.2	0.0	0.0
Secondary products.....		336310-S	6.3	0.4	1.8	-0.1	1.0	0.0
Motor vehicle electric equipment.....	33632		3.6	1.7	-0.1	0.0	0.0	0.5
Motor vehicle electrical and electronic equipment mfg.....	336320		3.6	1.7	-0.1	0.0	0.0	0.5
Primary products.....		336320-P	3.5	2.0	-0.1	-0.1	0.0	0.4
Vehicular lighting equipment.....		336320-1	2.6	0.0	0.3	0.1	0.0	0.6
Other motor vehicle electrical and electronic equipment.....		336320-2	3.7	2.4	-0.2	-0.1	0.0	0.4
Battery charging alternators, generators, and regulators.....		336320-23	-0.1	-0.5	-0.6	0.1	0.0	0.1
Parts for engine electrical and electronic equipment.....		336320-2A	-1.6	2.4	-0.4	-3.5	0.0	-0.3
All other miscellaneous non-engine electrical and electronic equipment.....		336320-2D	2.8	2.9	-0.1	0.0	0.0	0.8
All other miscellaneous complete engine electrical equipment, including spark plugs.....		336320-2U	4.2	2.2	-0.5	0.2	0.0	-0.2

See footnotes at end of table.

Table 12. Producer price index percentage changes for the net output of selected industries and their products, not seasonally adjusted — Continued
 [January 2023]

Title ¹	Industry code	Product code	Unadjusted 12-month percent change ²	Unadjusted 1-month percent change ²				
			Jan. 2022 to Jan. 2023 ^P	Aug. to Sept.	Sept. to Oct. ^P	Oct. to Nov. ^P	Nov. to Dec. ^P	Dec. to Jan. ^P
Motor vehicle electrical and electronic equipment mfg - Continued								
Secondary products and miscellaneous receipts.....		336320-SM						
Miscellaneous receipts.....		336320-M	-0.8	-0.3	-0.8	-0.4	0.0	1.3
Secondary products.....		336320-S	8.0	0.1	0.0	0.4	0.0	0.8
Motor vehicle steering and suspension parts.....	33633		-3.5	0.2	0.3	-0.1	0.2	-2.2
Motor vehicle steering and suspension components (except spring) manufacturing.....	336330		-3.5	0.2	0.3	-0.1	0.2	-2.2
Primary products.....		336330-P	-4.2	0.3	0.6	0.0	0.3	-2.2
Motor vehicle steering and suspension components (excluding spring), new and rebuilt.....		336330-0	-4.2	0.3	0.6	0.0	0.3	-2.2
Secondary and miscellaneous receipts.....		336330-SM						
Motor vehicle brake system manufacturing.....	33634		7.6	0.1	-1.0	-0.1	-0.2	0.3
Motor vehicle brake system mfg.....	336340		7.6	0.1	-1.0	-0.1	-0.2	0.3
Primary products.....		336340-P	8.2	0.1	-1.4	-0.1	-0.3	0.6
Motor vehicle brake parts and assemblies, new.....		336340-1	8.7	0.1	-1.5	-0.1	-0.3	0.6
Motor vehicle drum brake assemblies and parts, new.....		336340-1E	15.0	0.0	4.5	0.9	-1.4	-0.7
Motor vehicle disc brake assemblies and parts, new.....		336340-1F	-1.7	0.0	-8.0	0.0	0.0	1.8
Other motor vehicle brake parts and assemblies, new.....		336340-1G	16.9	0.3	1.7	-0.7	0.1	0.7
Secondary products and miscellaneous receipts.....		336340-SM						
Motor vehicle power train components mfg.....	33635		5.4	0.0	0.2	-0.2	0.0	1.7
Motor vehicle transmission and power train parts manufacturing.....	336350		5.4	0.0	0.2	-0.2	0.0	1.7
Primary products.....		336350-P	5.3	0.0	0.1	-0.3	0.0	1.8
Motor vehicle drive train components, excluding wheels and brakes, new.....		336350-2	5.4	0.0	0.1	-0.3	0.0	1.8
Motor vehicle transmissions (except auxiliary and parts), new.....		336350-20	5.0	0.0	0.2	0.0	0.0	3.8
Parts for manual and automatic transmissions, new.....		336350-23	16.3	0.0	-0.1	-0.5	0.0	0.7
Other motor vehicle drive train components, except wheels and brakes, new.....		336350-25	-0.7	-0.1	-0.3	-0.9	0.0	-0.4
Motor vehicle drive train components, rebuilt.....		336350-3	6.8	0.0	2.3	0.0	0.0	0.4
Secondary products and miscellaneous receipts.....		336350-SM						
Secondary products.....		336350-S	2.4	1.0	-0.6	-0.1	-0.1	0.4
Motor vehicle seating and interior trim mfg.....	33636		4.0	0.5	0.9	-0.3	0.1	1.0
Motor vehicle seating and interior trim mfg.....	336360		4.0	0.5	0.9	-0.3	0.1	1.0
Primary products.....		336360-P	3.3	0.4	0.9	-0.8	0.1	0.8
Automobile trimmings.....		336360-1	4.2	0.0	3.3	0.0	0.0	0.5
Seats for public conveyance and aircraft.....		336360-3	3.0	0.7	0.0	-0.5	0.2	0.5
Metal motor vehicle seat frames.....		336360-7	-	0.1	0.0	-	-	-
Secondary products and miscellaneous receipts.....		336360-SM						
Secondary products.....		336360-S	15.1	1.9	-2.3	2.9	-0.1	1.3
Motor vehicle metal stamping.....	33637		7.1	-0.5	0.2	3.7	-0.3	-0.3
Motor vehicle metal stamping.....	336370		7.1	-0.5	0.2	3.7	-0.3	-0.3
Primary products.....		336370-P	8.2	-0.3	0.3	4.2	0.0	-0.3
Automotive job stampings (truck, bus, and passenger car).....		336370-0	8.2	-0.3	0.3	4.2	0.0	-0.3
Secondary products and miscellaneous receipts.....		336370-SM						
Secondary products.....		336370-S	6.5	0.1	0.8	0.9	-1.9	0.5
Other motor vehicle parts manufacturing.....	33639		3.5	0.1	-1.0	0.1	0.1	1.2
Other motor vehicle parts mfg.....	336390		3.5	0.1	-1.0	0.1	0.1	1.2
Primary products.....		336390-P	3.3	0.1	-0.9	-0.1	0.1	1.2
Filters, new, internal combustion engines and motor vehicles.....		336390-A	10.2	0.0	0.0	1.0	0.0	0.0
Motor vehicle air-conditioning systems and compressors.....		336390-B	-0.5	0.0	-0.8	0.0	0.0	0.0
All other motor vehicle parts and accessories, including trailer hitches.....		336390-8	5.2	0.1	0.1	-0.2	0.1	2.5
Secondary products and miscellaneous receipts.....		336390-SM						
Miscellaneous receipts.....		336390-M	3.5	0.0	-2.4	1.9	0.0	0.0
Secondary products.....		336390-S	4.7	0.7	0.2	1.0	0.1	1.1
Aerospace product and parts manufacturing.....	3364		4.6	0.2	0.2	0.2	0.4	0.6
Aerospace product and parts manufacturing.....	33641		4.6	0.2	0.2	0.2	0.4	0.6
Aircraft mfg.....	336411		4.8	0.0	0.2	0.2	0.5	0.6
Primary products.....		336411-P	5.0	0.0	0.3	0.2	0.5	0.5
Civilian aircraft.....		336411-3	6.3	0.3	0.4	0.3	0.6	0.7
Military aircraft.....		336411-4	2.8	-0.7	0.0	0.0	0.0	0.0
Modification, conversion, and overhaul of previously accepted aircraft.....		336411-5	-	0.0	0.0	0.3	2.1	-
Secondary products and miscellaneous receipts.....		336411-SM						
Secondary products.....		336411-S	-	-	-	-	-	-

See footnotes at end of table.

Table 12. Producer price index percentage changes for the net output of selected industries and their products, not seasonally adjusted — Continued
 [January 2023]

Title ¹	Industry code	Product code	Unadjusted 12-month percent change ²	Unadjusted 1-month percent change ²				
				Jan. 2022 to Jan. 2023 ^P	Aug. to Sept.	Sept. to Oct. ^P	Oct. to Nov. ^P	Nov. to Dec. ^P
Aircraft mfg - Continued								
Aircraft engine and engine parts mfg.	336412		6.1	0.3	0.0	0.0	0.2	0.8
Primary products.		336412-P	4.9	0.3	0.0	0.0	0.4	0.7
Aeronautical services on aircraft engines.		336412-5	13.5	0.6	0.0	0.0	0.0	3.1
Aircraft engine parts and accessories.		336412-7	3.0	0.3	0.0	0.1	0.8	0.4
Parts and accessories for military aircraft engines.		336412-75	1.5	0.3	0.3	0.0	0.0	0.0
Parts and accessories for civilian aircraft engines.		336412-77	3.4	0.3	0.0	0.1	1.0	0.5
Secondary products and miscellaneous receipts.		336412-SM						
Secondary products.		336412-S	6.5	0.1	0.1	0.0	0.0	1.0
Other aircraft parts and equipment mfg.	336413		2.3	1.5	0.0	0.0	0.0	0.7
Primary products.		336413-P	2.3	1.6	0.0	0.1	0.0	0.7
Aircraft propellers and helicopter rotors.		336413-1	5.7	4.4	0.0	0.1	0.1	0.2
Aircraft parts and auxiliary equipment.		336413-7	2.0	1.3	0.0	0.1	0.0	0.7
Aircraft landing gear for civilian and military aircraft.		336413-72	14.6	2.9	0.0	0.0	0.0	10.9
Other aircraft subassemblies and parts for military aircraft.		336413-73	-0.1	0.0	0.0	0.0	0.1	0.0
Other aircraft subassemblies and parts for civilian aircraft.		336413-74	3.3	2.6	0.0	0.2	-0.1	0.2
Secondary products and miscellaneous receipts.		336413-SM						
Secondary products.		336413-S	5.8	0.8	0.6	-0.3	0.4	4.2
Railroad rolling stock manufacturing.	3365		6.5	0.2	0.0	0.1	0.2	-0.2
Railroad rolling stock manufacturing.	33651		6.5	0.2	0.0	0.1	0.2	-0.2
Railroad rolling stock mfg.	336510		6.5	0.2	0.0	0.1	0.2	-0.2
Primary products.		336510-P	6.4	0.3	0.1	0.2	0.1	-0.5
Street, subway, trolley, and rapid transit cars, and railway maintenance equipment and parts.		336510-5	3.4	1.3	0.2	0.6	0.2	-1.0
Railway maintenance of way equipment & parts, parts for all railcars, & other railway vehicles.		336510-54	3.8	1.4	0.2	0.7	0.2	-1.3
Air brake and other brake equipment.		336510-541	-	0.0	0.0	0.0	0.0	-
Railway maintenance of way & all other railroad and streetcar equipment, parts and accessories.		336510-542	-	1.6	-	-	-	-
Secondary products and miscellaneous receipts.		336510-SM						
Miscellaneous receipts.		336510-M	4.8	-1.0	0.0	0.1	1.6	0.0
Secondary products.		336510-S1	2.4	0.0	0.0	0.0	0.0	1.0
Ship and boat building.	3366		6.1	0.2	0.1	0.6	0.5	0.7
Ship and boat building.	33661		6.1	0.2	0.1	0.6	0.5	0.7
Ship building and repairing.	336611		4.9	0.0	0.0	0.8	0.5	0.8
Primary products.		336611-P	3.5	0.0	0.0	0.0	0.6	0.8
Ship repair, nonmilitary.		336611-A	25.7	2.7	0.0	0.1	2.9	3.7
Military self-propelled ships, new construction.		336611-5	-0.6	-0.6	0.0	0.0	0.1	0.4
Ship repair, military.		336611-8	2.9	0.0	0.0	0.0	0.3	0.7
Nonmilitary self-propelled ships, new construction.		336611-9	4.2	0.5	0.0	0.0	-0.7	0.0
Secondary products and miscellaneous receipts.		336611-SM2						
Boat building.	336612		9.9	0.8	0.4	0.2	0.3	0.4
Primary products.		336612-P	9.5	0.3	0.4	0.2	0.3	0.4
Outboard motorboats, including commercial and military (except sailboats and lifeboats).		336612-1	11.8	0.7	0.4	0.1	0.3	0.1
Outboard motorboats, wood or metal, incl. comm. and military (exc. sailboats and lifeboats).		336612-11	13.2	1.1	0.2	0.2	0.2	0.2
Outboard motorboats, plastics/fiberglass, incl. comm. and mil. (exc. sailboats and lifeboats).		336612-14	10.6	0.2	0.7	0.0	0.4	0.1
Inboard motorboats, including commercial and military (except sailboats and lifeboats).		336612-3	7.6	-0.1	0.8	0.6	0.5	-0.9
Inboard cabin cruisers, including commercial and military (except sailboats and lifeboats).		336612-31	8.9	0.0	0.0	1.0	1.2	0.0
Other inboard motorboats, including commercial and military (except sailboats and lifeboats).		336612-32	5.4	-0.2	1.4	0.3	0.0	-2.6
Inboard-outdrive boats, including commercial and military (except sailboats and lifeboats).		336612-5	4.2	0.0	0.0	0.0	0.0	0.0
All other inboard-outdrive boats, incl. comm. and military (except sailboats and lifeboats).		336612-52	3.1	0.0	0.0	0.0	0.0	0.0
All other boats (excluding military and commercial).		336612-8	12.1	0.0	0.0	0.0	0.0	6.7
Secondary products and miscellaneous receipts.		336612-SM						
Miscellaneous receipts.		336612-M	14.2	6.2	0.0	0.0	0.0	0.0
Other transportation equipment manufacturing.	3369		6.0	0.7	0.1	0.1	0.1	2.0
Other transportation equipment manufacturing.	33699		6.0	0.7	0.1	0.1	0.1	2.0

See footnotes at end of table.

Table 12. Producer price index percentage changes for the net output of selected industries and their products, not seasonally adjusted — Continued
 [January 2023]

Title ¹	Industry code	Product code	Unadjusted 12-month percent change ²	Unadjusted 1-month percent change ²				
			Jan. 2022 to Jan. 2023 ^P	Aug. to Sept.	Sept. to Oct. ^P	Oct. to Nov. ^P	Nov. to Dec. ^P	Dec. to Jan. ^P
Other transportation equipment manufacturing - Continued								
Motorcycle, bicycle, and parts mfg.	336991		3.0	1.7	0.0	0.1	0.2	0.4
Primary products.		336991-P	3.0	1.8	0.0	0.1	0.2	0.4
Motorcycles, including three-wheel motorbikes, motorscooters, mopeds, and parts.		336991-3	3.1	2.0	0.0	0.0	0.2	0.4
Bicycles, including parts (excluding children's 2-wheel sidewalk cycles).		336991-4	2.2	0.0	0.0	1.0	0.4	0.0
Cycles, all types, tubular construction.		336991-42	3.3	0.0	0.0	1.5	0.1	0.0
Parts for bicycles, unicycles, and adult tricycles.		336991-45	1.3	0.0	0.0	0.6	0.7	0.0
Secondary products and miscellaneous receipts.		336991-SM						
Secondary products.		336991-S	-	0.0	0.0	-	-	-
All other transportation equipment mfg.	336999		8.3	-0.1	0.2	0.1	0.0	3.2
Primary products.		336999-P	8.6	-0.1	0.2	0.0	0.0	3.3
All-terrain vehicles and parts.		336999-4	12.7	0.0	0.1	0.0	-0.1	6.7
All other miscellaneous transportation equipment.		336999-6	9.8	-0.6	0.6	0.0	0.2	2.8
Secondary products and miscellaneous receipts.		336999-SM						
Secondary products.		336999-S	8.9	0.0	0.0	2.4	0.0	0.0
Furniture & related product mfg.	337		9.6	0.6	0.0	1.1	0.7	0.2
HH & institutional furniture & kitchen cabinet mfg.	3371		8.5	0.1	-0.3	0.7	0.8	0.4
Wood kitchen cabinet & countertop mfg.	33711		7.5	0.0	0.0	0.0	1.7	0.0
Wood kitchen cabinet and countertop mfg.	337110		7.5	0.0	0.0	0.0	1.7	0.0
Primary products.		337110-P	7.6	0.0	0.0	0.0	1.7	0.0
Custom wood kitchen cabinets, bathroom vanities, and related cabinet sold directly to customers.		337110-H	12.7	0.0	0.0	0.0	0.8	0.0
Stock wood kitchen cabinets and related cabinetwork for permanent installation. ...		337110-1	2.3	0.0	0.0	0.0	0.0	0.0
Custom wood kitchen cabinets and related cabinetwork not sold direct to customer at retail.		337110-4	-	0.0	0.0	0.0	-	-
Secondary products and miscellaneous receipts.		337110-SM						
Household & institutional furniture mfg.	33712		9.0	0.2	-0.5	1.0	0.4	0.5
Upholstered household furniture mfg.	337121		7.7	0.0	-0.1	0.4	0.3	0.0
Primary products.		337121-P	9.5	0.0	-0.1	0.5	0.3	-0.1
Upholstered household furniture, excl. dual-purpose sleep furniture.		337121-1	9.3	0.0	-0.1	0.5	0.4	-0.1
Upholstered household sofas, davenports, settees, and loveseats, except custom.		337121-11	10.0	0.0	-0.1	0.7	0.4	-0.1
Upholstered household sectional sofa pieces, except custom.		337121-12	7.6	0.0	-0.1	0.1	0.3	-0.1
Upholstered household rocking chairs, including swivel rockers, except custom.		337121-13	10.0	0.0	0.0	0.5	1.9	0.0
Other upholstered household furniture, including custom sold at retail.		337121-15	4.5	0.1	-0.1	0.4	0.3	0.0
Dual-purpose sleep furniture incl. futon, conv. sofa, jackknife & chair beds, except custom.		337121-4	13.8	0.0	0.0	0.7	0.0	0.0
Secondary products and miscellaneous receipts.		337121-SM						
Miscellaneous receipts.		337121-M	-	0.0	0.0	0.0	0.0	-
Nonupholstered wood household furniture mfg.	337122		5.9	0.2	-2.0	0.0	0.0	3.7
Primary products.		337122-P	6.6	0.3	-1.1	0.0	0.0	2.8
Wood dining room, kitchen, outdoor, and ready-to-assemble furniture, excl. cabinets and custom.		337122-G	-	-	-	-	-	7.1
Custom nonupholstered wood household furniture sold direct, excl. kitchen cabinets and vanities.		337122-J	-	0.0	-6.2	0.0	0.0	-
Wood household den, family room, library, and living room furniture, except custom.		337122-1	5.1	0.5	-1.2	0.0	0.0	1.9
Wood bedroom furniture, including infants' and children's, except custom.		337122-8	5.0	0.3	-0.3	0.0	0.0	0.5
Secondary products and miscellaneous receipts.		337122-SM						
Secondary products.		337122-S	12.9	0.0	-6.8	0.1	0.1	19.1
Household furniture (except wood and upholstered) mfg.	337126		14.5	1.2	-1.1	4.0	2.1	0.2
Primary products.		337126-P	10.7	0.4	-1.3	0.4	2.5	0.1
Metal dining room and kitchen furniture, incl. padded and plain chairs and stools.		337126-1	12.6	-1.1	-6.0	-1.6	8.8	0.0
Metal outdoor and casual furniture, incl. beach, lawn, garden and porch.		337126-3	17.0	2.3	1.7	2.7	0.0	0.0
Nonupholstered household furniture (except wood and metal).		337126-6	0.3	0.0	0.0	0.0	0.0	0.3
Secondary products and miscellaneous receipts.		337126-SM						
Secondary products.		337126-S	9.0	1.9	-0.4	-0.2	0.9	1.1
Institutional furniture mfg.	337127		13.7	0.1	0.1	1.8	0.2	0.2
Primary products.		337127-P	14.7	0.0	0.0	1.9	0.2	0.1
Other institutional furniture.		337127-B	10.4	-0.3	0.0	4.4	0.2	0.4
School furniture (except stone and concrete), excl. library furniture.		337127-1	24.4	0.4	-0.6	1.0	0.0	0.2

See footnotes at end of table.

Table 12. Producer price index percentage changes for the net output of selected industries and their products, not seasonally adjusted — Continued
 [January 2023]

Title ¹	Industry code	Product code	Unadjusted 12-month percent change ²	Unadjusted 1-month percent change ²				
				Jan. 2022 to Jan. 2023 ^P	Aug. to Sept.	Sept. to Oct. ^P	Oct. to Nov. ^P	Nov. to Dec. ^P
Institutional furniture mfg - Continued								
Public building and related furniture, excl. bar, bowling, cafeteria, restaurant and school.....		337127-5	12.7	0.2	0.5	0.9	0.3	0.0
Public furniture (bar, bowling center, cafeteria, and restaurant).....		337127-8	15.9	0.0	0.0	0.7	0.0	0.0
Secondary products and miscellaneous receipts.....		337127-SM						
Miscellaneous receipts.....		337127-M	12.4	0.0	1.9	1.9	0.0	1.9
Secondary products.....		337127-S	3.5	0.4	-0.2	-0.1	0.4	0.2
Office furniture (including fixtures) mfg.....	3372		10.9	1.0	0.3	1.7	0.9	-0.5
Office furniture (including fixtures) mfg.....	33721		10.9	1.0	0.3	1.7	0.9	-0.5
Wood office furniture mfg.....	337211		12.8	0.0	0.0	0.2	-0.1	0.2
Primary products.....		337211-P	9.7	0.0	0.0	0.0	0.0	0.2
Wood office furniture panel systems, desking systems, and other wood office furniture.....		337211-A	5.2	0.0	0.0	0.0	0.0	0.0
Wood office seating, including upholstered.....		337211-1	9.5	0.0	0.0	0.1	0.0	0.8
Wood office desks and desk extensions.....		337211-4	15.6	0.0	0.0	0.0	-0.1	0.0
Wood office files, storage units, and tables.....		337211-7	7.3	0.0	0.0	0.0	0.0	0.0
Secondary products and miscellaneous receipts.....		337211-SM						
Secondary products.....		337211-S	34.5	0.0	0.0	1.2	-0.3	0.6
Custom architectural woodwork and millwork.....	337212		9.6	0.3	1.0	0.7	0.0	0.0
Primary products.....		337212-P	10.3	0.3	1.2	0.8	0.0	0.0
Custom architectural woodwork, millwork, and fixtures.....		337212-0	10.3	0.3	1.2	0.8	0.0	0.0
Secondary products and miscellaneous receipts.....		337212-SM						
Office furniture, except wood, mfg.....	337214		15.4	1.5	0.5	4.4	1.0	0.2
Primary products.....		337214-P	15.6	1.7	0.6	4.5	1.2	0.2
Office seating, including upholstered, except wood.....		337214-1	7.6	8.4	3.4	-1.3	4.8	-0.3
Office files, storage units, and tables, except wood.....		337214-7	11.9	-1.4	0.8	0.7	0.9	1.3
Secondary products and miscellaneous receipts.....		337214-SM						
Showcases, partitions, shelving, and lockers mfg.....	337215		6.1	1.4	-0.3	-0.2	1.9	-2.1
Primary products.....		337215-P	4.9	1.4	-0.5	-0.5	1.8	-2.1
Storage racks and accessories, except wood.....		337215-E	-17.0	0.0	0.0	0.0	-8.8	0.0
Fixtures (bank, office, and store), except wood.....		337215-G	18.8	0.7	1.5	0.4	3.5	1.3
Wood furniture dimensions and nonwood furniture parts and frames.....		337215-L	-	0.0	-0.9	-0.7	4.0	0.3
Secondary products and miscellaneous receipts.....		337215-SM						
Other furniture related product mfg.....	3379		9.1	1.1	-0.1	0.4	0.1	1.3
Mattress mfg.....	33791		5.8	0.2	-0.1	-1.4	0.1	1.5
Mattress mfg.....	337910		5.8	0.2	-0.1	-1.4	0.1	1.5
Primary products.....		337910-P	6.0	0.2	-0.1	-1.4	0.1	1.5
Mattress and foundation sets.....		337910-E	1.2	0.0	0.0	-3.1	0.0	0.0
Innerspring mattresses, excluding crib-size.....		337910-1	9.1	0.7	0.0	-0.5	0.0	3.0
Other mattresses, including crib, foam, waterbed mattresses and mattress inserts.....		337910-4	10.5	0.0	0.0	0.0	0.4	2.1
Foundations, excl. innerspring units, hybrid-type flotation, ensembles, and adjustable units.....		337910-7	6.0	0.0	-0.7	-0.1	0.0	0.2
Secondary products and miscellaneous receipts.....		337910-SM						
Blind & shade mfg.....	33792		24.0	4.8	0.0	7.7	0.0	0.6
Blind and shade mfg.....	337920		24.0	4.8	0.0	7.7	0.0	0.6
Primary products.....		337920-P	27.6	5.1	0.0	10.0	0.0	0.6
Other blinds and shades, including curtain and drapery fixtures, poles and rods.....		337920-8	-	-	-	-	-	-
Secondary products and miscellaneous receipts.....		337920-SM						
Miscellaneous mfg.....	339		6.2	0.1	0.4	0.3	0.3	1.3
Medical equipment & supplies mfg.....	3391		4.6	0.2	0.5	0.1	0.2	1.5
Medical equipment & supplies mfg.....	33911		4.6	0.2	0.5	0.1	0.2	1.5
Surgical and medical instrument mfg.....	339112		4.5	0.7	0.3	0.0	0.1	2.0
Primary products.....		339112-P	4.6	0.7	0.4	0.0	0.1	1.9
Surgical and medical instruments.....		339112-0	4.6	0.7	0.4	0.0	0.1	1.9
Surgical and orthopedic instruments.....		339112-01	4.1	0.0	0.0	0.0	0.0	0.4
Surgical and medical catheters.....		339112-05	1.0	0.0	0.0	0.0	0.0	0.0
Other surgical and medical apparatus and instruments, excluding parts.....		339112-06	7.7	1.3	-0.2	-0.2	0.3	5.7
Parts for surgical and medical apparatus and instruments.....		339112-09	2.0	0.4	1.7	0.0	0.0	0.5
Secondary products and miscellaneous receipts.....		339112-SM						
Secondary products.....		339112-S	-	-	0.0	0.0	0.0	0.7

See footnotes at end of table.

Table 12. Producer price index percentage changes for the net output of selected industries and their products, not seasonally adjusted — Continued
 [January 2023]

Title ¹	Industry code	Product code	Unadjusted 12-month percent change ²	Unadjusted 1-month percent change ²				
			Jan. 2022 to Jan. 2023 ^P	Aug. to Sept.	Sept. to Oct. ^P	Oct. to Nov. ^P	Nov. to Dec. ^P	Dec. to Jan. ^P
Surgical and medical instrument mfg - Continued								
Surgical appliance and supplies mfg.	339113		4.3	0.0	0.7	0.3	0.1	1.4
Primary products.....		339113-P	4.6	0.0	0.9	0.3	0.1	1.5
Medical and surgical appliances and supplies, incl. orthopedic, prosthetic, and therapeutic.....		339113-2	2.0	0.0	0.3	0.2	0.1	0.7
Other orthopedic and prosthetic appliances.....		339113-22	0.6	0.0	0.0	0.0	0.0	0.7
Other medical and surgical appliances and supplies.....		339113-27	3.1	0.0	0.4	0.3	0.1	1.4
Hospital beds and specialized hospital furniture.....		339113-4	—	0.0	0.0	2.8	0.0	—
Personal industrial and nonindustrial safety equipment and clothing.....		339113-6	11.0	0.0	3.9	0.0	0.0	0.2
Secondary products and miscellaneous receipts.....		339113-SM						
Miscellaneous receipts.....		339113-M	—	0.0	0.1	0.2	0.0	—
Secondary products.....		339113-S	—	0.0	0.0	0.0	0.0	—
Dental equipment and supplies mfg.								
Dental equipment and supplies mfg.	339114		6.5	-1.2	0.3	-0.9	1.7	0.5
Primary products.....		339114-P	7.0	-1.3	0.4	-1.1	1.8	0.5
Dental professional equipment and supplies.....		339114-1	6.8	0.0	0.0	0.0	1.8	1.1
Professional dental equipment.....		339114-11	—	0.0	0.0	0.0	4.0	—
Professional dental supplies.....		339114-12	3.9	0.0	0.0	0.0	0.0	1.9
Secondary products and miscellaneous receipts.....		339114-SM						
Miscellaneous receipts.....		339114-M	—	0.0	0.0	0.0	1.1	—
Ophthalmic goods mfg.								
Ophthalmic goods mfg.	339115		5.0	0.0	0.0	0.0	0.6	0.8
Primary products.....		339115-P	5.3	0.0	0.0	0.0	0.7	0.8
Secondary products and miscellaneous receipts.....		339115-SM						
Other miscellaneous mfg.								
Other miscellaneous mfg.	3399		8.3	-0.1	0.3	0.5	0.3	1.0
Jewelry & silverware mfg.								
Jewelry & silverware mfg.	33991		10.0	-0.9	-0.3	2.3	0.7	1.9
Jewelry and silverware mfg.								
Jewelry and silverware mfg.	339910		10.0	-0.9	-0.3	2.3	0.7	1.9
Primary products.....		339910-P	10.9	-1.0	-0.3	2.6	0.8	2.0
Jewelry, gold and platinum.....		339910-1	13.0	-1.5	-0.5	3.7	0.8	1.8
Costume jewelry and novelties.....		339910-4	10.6	0.0	0.0	0.0	0.0	4.6
All other jewelry and personal goods (excluding costume).....		339910-8	7.9	-0.4	-0.2	2.3	0.7	0.3
Secondary products and miscellaneous receipts.....		339910-SM						
Miscellaneous receipts.....		339910-M	2.0	-0.2	-0.1	0.4	0.2	0.2
Sporting & athletic goods mfg.								
Sporting & athletic goods mfg.	33992		4.3	-0.6	0.2	0.4	0.0	1.3
Sporting and athletic goods mfg.								
Sporting and athletic goods mfg.	339920		4.3	-0.6	0.2	0.4	0.0	1.3
Primary products.....		339920-P	5.0	-0.7	0.2	0.5	0.1	1.3
Other sporting and athletic goods.....		339920-A	4.2	0.0	0.0	0.5	0.0	1.2
Golf equipment, excluding apparel and shoes.....		339920-4	4.6	-2.4	0.2	-0.1	0.2	3.0
Playground equipment.....		339920-5	12.4	0.0	1.3	2.9	0.0	2.2
Gymnasium and exercise equipment.....		339920-7	5.0	0.0	0.0	0.0	0.0	0.0
Secondary products and miscellaneous receipts.....		339920-SM						
Secondary products.....		339920-S	11.9	0.0	2.1	0.0	-3.3	0.5
Doll, toy & game mfg.								
Doll, toy & game mfg.	33993		4.4	0.0	1.4	0.0	0.0	-0.1
Doll, toy, and game mfg.								
Doll, toy, and game mfg.	339930		4.4	0.0	1.4	0.0	0.0	-0.2
Primary products.....		339930-P	2.2	0.0	1.9	0.0	0.0	0.4
Models (operating & static), craft kits/supply, natural science kits, & collectors' miniatures.....		339930-6	1.9	0.0	0.3	0.0	0.0	0.5
Other nonelectronic toys, including parts.....		339930-8	4.2	0.0	4.2	0.0	0.0	0.0
Secondary products and miscellaneous receipts.....		339930-SM						
Office supplies (exc paper) mfg.								
Office supplies (exc paper) mfg.	33994		4.9	0.1	0.2	0.1	0.0	0.3
Office supplies, except paper, mfg.								
Office supplies, except paper, mfg.	339940		4.9	0.1	0.2	0.1	0.0	0.3
Primary products.....		339940-P	5.3	0.1	0.2	0.1	0.0	0.3
Pens, mechanical pencils, markers, and associated parts.....		339940-1	4.9	0.0	0.0	0.0	0.0	0.0
Lead pencils, art goods, office supplies & small office equipment, excluding paper.....		339940-2	5.6	0.0	0.0	0.3	0.0	0.0
Marking devices.....		339940-3	2.0	0.3	0.0	0.0	0.0	1.2
Secondary products and miscellaneous receipts.....		339940-SM						
Miscellaneous receipts.....		339940-M	3.0	0.0	0.0	0.0	0.0	0.0
Secondary Products.....		339940-S	—	0.7	0.1	0.9	0.1	0.1
Sign mfg.								
Sign mfg.	33995		11.2	-0.1	0.4	0.0	0.6	1.0
Sign mfg.								
Sign mfg.	339950		11.2	-0.1	0.4	0.0	0.6	1.0
Primary products.....		339950-P	12.4	-0.1	0.4	0.0	0.5	0.9
Electric signs and displays, including trade show exhibits.....		339950-1	—	0.0	0.0	0.0	—	—

See footnotes at end of table.

Table 12. Producer price index percentage changes for the net output of selected industries and their products, not seasonally adjusted — Continued
[January 2023]

Title ¹	Industry code	Product code	Unadjusted 12-month percent change ²	Unadjusted 1-month percent change ²				
				Jan. 2022 to Jan. 2023 ^P	Aug. to Sept.	Sept. to Oct. ^P	Oct. to Nov. ^P	Nov. to Dec. ^P
Sign mfg - Continued								
Nonelectric signs and displays, including trade show exhibits.....		339950-4	14.2	-0.2	0.8	0.0	0.9	1.7
Secondary products and miscellaneous receipts.....		339950-SM						
All other misc mfg.....	339999		8.9	0.2	0.4	0.4	0.2	0.8
Gasket, packing, and sealing device mfg.....								
Primary products.....	339991	339991-P	8.4	0.0	0.7	0.1	0.9	2.4
Compression packing.....		339991-1	8.5	0.0	0.7	0.0	1.0	2.4
Molded packing and seals.....		339991-2	4.5	0.0	0.0	0.0	0.0	3.4
Nonmetallic gaskets and gasketing.....		339991-3	11.9	0.0	0.0	0.0	0.9	1.0
Metallic gaskets and machined seals.....		339991-7	10.4	0.0	0.0	0.0	1.2	3.5
Rotary oil seals.....		339991-9	1.2	0.0	2.8	0.0	0.0	0.2
Secondary products and miscellaneous receipts.....		339991-SM	14.5	0.0	0.0	0.0	7.5	3.3
Miscellaneous receipts.....		339991-M	3.6	0.0	0.4	0.0	0.0	1.6
Secondary products.....		339991-S	12.9	0.1	0.1	2.1	0.1	3.0
Musical instrument mfg.....								
Primary products.....	339992	339992-P	5.4	-0.7	0.8	0.1	-0.2	0.0
Nonelectronic pianos, organs, and nonelectronic pianos and organ parts, excluding benches.....		339992-A	6.0	0.0	0.5	0.1	-0.2	0.0
Other musical instruments and parts.....		339992-7	6.4	0.0	0.6	0.1	-0.2	0.0
Other electronic musical instruments, excluding electronic organs.....		339992-71	4.6	0.0	1.2	0.6	-1.0	0.0
Other nonelectronic musical instruments.....		339992-72	—	0.0	0.0	0.0	0.0	0.0
Parts and accessories for other musical instruments, sold separately, excl. benches & cases.....		339992-73	5.5	0.0	0.7	0.0	0.0	0.0
Secondary products and miscellaneous receipts.....		339992-SM	7.3	-9.8	5.7	0.0	0.0	9.9
Miscellaneous receipts.....		339992-M	6.9	0.0	0.0	0.0	0.3	0.0
Fastener, button, needle, and pin mfg.....								
Primary products.....	339993	339993-P	6.5	0.0	0.0	0.0	0.3	0.0
Fasteners, zippers, buttons, needles, pins, and buckles (except precious metal) ..		339993-0	6.5	0.0	0.0	0.0	0.3	0.0
Secondary products and miscellaneous receipts.....		339993-SM						
Broom, brush, and mop mfg.....								
Primary products.....	339994	339994-P	4.7	0.2	0.0	0.8	-0.4	0.7
Brooms, mops and dusters.....		339994-1	6.2	0.1	0.0	1.0	0.0	0.7
Mops and dusters, including refills.....		339994-13	6.8	0.5	0.0	3.1	0.0	0.4
Paint and varnish brushes, paint holders, pads, roller frames and rollers.....		339994-3	7.0	0.0	0.0	2.9	0.0	0.0
Paint and varnish brushes.....		339994-31	6.8	0.0	0.0	0.0	0.0	1.8
Paint holders, pads, roller frames and rollers.....		339994-32	11.5	0.0	0.0	0.0	0.0	3.8
Other types of brushes.....		339994-5	3.5	0.0	0.0	0.0	0.0	0.1
Personal brushes.....		339994-51	5.7	0.0	0.0	0.3	0.0	0.5
All other types of brushes, except personal.....		339994-52	0.1	0.0	0.0	0.0	0.0	0.0
Secondary and miscellaneous receipts.....		339994-SM	12.7	0.0	0.0	0.7	0.0	0.9
Burial casket mfg.....								
Primary products.....	339995	339995-P	10.6	0.0	1.8	3.6	0.0	3.4
Metal burial caskets and coffins, completely lined and trimmed, adult sizes only. ..		339995-1	9.9	0.0	1.9	3.3	0.0	3.4
Other burial caskets and coffins, including burial boxes and vaults (except concrete and stone).....		339995-5	10.0	0.0	3.3	4.0	0.0	0.0
Secondary products and miscellaneous receipts.....		339995-SM	—	0.0	—	—	—	—
All other miscellaneous mfg.....								
Primary products.....	339999	339999-P	10.6	0.5	0.2	0.4	0.1	0.1
Mirror and picture frames and framed pictures.....		339999-E	11.5	0.6	0.2	0.2	0.1	0.1
All other miscellaneous fabricated products, incl. fire extinguishers and umbrellas.....		339999-L	9.5	2.8	0.0	0.0	0.0	0.0
Candles, including tapers.....		339999-5	15.8	0.5	0.3	0.3	0.1	0.1
Secondary products and miscellaneous receipts.....		339999-SM	1.0	0.0	0.0	0.0	0.0	0.0
Secondary products.....		339999-S	7.5	0.3	0.0	0.1	0.2	-0.6
Services industries								
Merchant wholesalers, durable goods.....	423		2.9	0.8	-0.5	0.9	0.9	0.1
Motor vehicle and parts merchant wholesalers.....	4231		1.0	1.3	0.3	-2.5	7.2	-2.4
Motor vehicle and parts merchant wholesalers.....	42310		1.0	1.3	0.3	-2.5	7.2	-2.4
Motor vehicle and parts merchant wholesalers.....	423100		1.0	1.3	0.3	-2.5	7.2	-2.4
Primary services.....		423100-P	0.0	1.5	0.3	-2.6	7.8	-2.5
Motor vehicle and parts wholesaler services.....		423100-1	0.0	1.5	0.3	-2.6	7.8	-2.5
Furniture and home furnishing merchant wholesalers.....	4232		8.0	0.9	-0.3	-2.0	-0.9	0.2

See footnotes at end of table.

Table 12. Producer price index percentage changes for the net output of selected industries and their products, not seasonally adjusted — Continued
 [January 2023]

Title ¹	Industry code	Product code	Unadjusted 12-month percent change ²	Unadjusted 1-month percent change ²					
				Jan. 2022 to Jan. 2023 ^P	Aug. to Sept.	Sept. to Oct. ^P	Oct. to Nov. ^P	Nov. to Dec. ^P	Dec. to Jan. ^P
Furniture and home furnishing merchant wholesalers - Continued									
Furniture and home furnishing merchant wholesalers.....	42320		8.0	0.9	-0.3	-2.0	-0.9	0.2	
Furniture and home furnishing merchant wholesalers.....	423200		8.0	0.9	-0.3	-2.0	-0.9	0.2	
Primary services.....		423200-P	8.4	1.0	-0.3	-2.0	-0.9	0.2	
Furniture and home furnishing wholesaler services.....		423200-1	8.4	1.0	-0.3	-2.0	-0.9	0.2	
Lumber and other construction materials merchant wholesalers.....	4233		-0.4	0.5	-2.6	-1.1	-3.2	0.1	
Lumber and other construction materials merchant wholesalers.....	42330		-0.4	0.5	-2.6	-1.1	-3.2	0.1	
Lumber and other construction materials merchant wholesalers.....	423300		-0.4	0.5	-2.6	-1.1	-3.2	0.1	
Primary services.....		423300-P	-0.8	0.5	-2.6	-1.1	-3.3	0.1	
Lumber and other construction material wholesaler services.....		423300-1	-0.8	0.5	-2.6	-1.1	-3.3	0.1	
Other receipts.....		423300-SM	-	-	-	-	-	-	
Professional and commercial equipment and supplies merchant wholesalers.....	4234		2.3	0.8	-0.7	4.0	-0.8	1.5	
Professional and commercial equipment and supplies merchant wholesalers.....	42340		2.3	0.8	-0.7	4.0	-0.8	1.5	
Professional and commercial equipment and supplies merchant wholesalers.....	423400		2.3	0.9	-0.8	4.2	-0.9	1.5	
Primary services.....		423400-P	2.8	1.2	-1.7	5.9	-1.1	1.8	
Professional and commercial equipment and supplies wholesaler services.....		423400-1	2.8	1.2	-1.7	5.9	-1.1	1.8	
Metal and mineral (except petroleum) merchant wholesalers.....	4235		-20.2	-3.8	-1.9	2.0	-7.2	1.7	
Metal and mineral (except petroleum) merchant wholesalers.....	42350		-20.2	-3.8	-1.9	2.0	-7.2	1.7	
Metal and mineral (except petroleum) merchant wholesalers.....	423500		-20.2	-3.7	-1.9	2.0	-7.3	1.6	
Primary services.....		423500-P	-19.9	-3.5	-1.9	2.2	-7.9	1.5	
Metals and minerals wholesaler services.....		423500-1	-19.9	-3.5	-1.9	2.2	-7.9	1.5	
Household appliances and electrical and electronic goods merchant wholesalers.....	4236		1.8	3.1	-1.2	-1.3	2.7	1.8	
Household appliances and electrical and electronic goods merchant wholesalers.....	42360		1.8	3.1	-1.2	-1.3	2.7	1.8	
Household appliances and electrical and electronic goods merchant wholesalers.....	423600		2.1	3.1	-1.1	-1.7	2.7	1.8	
Primary services.....		423600-P	-1.6	3.5	-2.2	2.0	2.0	2.0	
Household appliances, electrical, and electronics wholesaler services.....		423600-1	-1.6	3.5	-2.2	2.0	2.0	2.0	
Hardware, plumbing and heating equipment and supplies merchant wholesalers.....	4237		-11.3	0.3	3.2	3.0	-1.3	-5.4	
Hardware, plumbing and heating equipment and supplies merchant wholesalers.....	42370		-11.3	0.3	3.2	3.0	-1.3	-5.4	
Hardware, plumbing, and heating equipment and supplies merchant wholesalers.....	423700		-12.0	0.3	3.2	2.9	-1.4	-5.4	
Primary services.....		423700-P	0.5	0.4	3.5	3.2	-0.8	-5.4	
Hardware, plumbing, and heating equipment and supplies wholesaler services.....		423700-1	0.5	0.4	3.5	3.2	-0.8	-5.4	
Machinery, equipment, and supplies merchant wholesalers.....	4238		20.6	-0.5	0.0	3.3	0.3	1.3	
Machinery, equipment, and supplies merchant wholesalers.....	42380		20.6	-0.5	0.0	3.3	0.3	1.3	
Machinery and supply merchant wholesalers.....	423800		20.7	-0.5	0.0	3.4	0.3	1.3	
Primary services.....		423800-P	22.0	-0.2	-0.2	4.0	0.3	1.5	
Machinery and supply wholesaler services.....		423800-1	22.0	-0.2	-0.2	4.0	0.3	1.5	
Other receipts.....		423800-SM	14.1	-2.3	1.1	0.1	0.0	-0.1	
Miscellaneous durable goods merchant wholesalers (except materials recyclers).....	4239		6.3	1.0	-0.6	0.1	0.1	0.1	
Miscellaneous durable goods merchant wholesalers (except materials recyclers).....	42390		6.3	1.0	-0.6	0.1	0.1	0.1	
Miscellaneous durable goods, except recyclable material, merchant wholesalers.....	423900		6.2	0.9	-0.5	0.1	0.1	0.1	
Primary services.....		423900-P	6.4	1.3	-0.6	0.1	0.1	0.1	
Miscellaneous durable goods wholesaler services.....		423900-1	6.4	1.3	-0.6	0.1	0.1	0.1	
Merchant wholesalers, nondurable goods.....	424		13.7	0.0	0.3	0.6	-1.9	0.5	
Paper and paper product merchant wholesalers.....	4241		38.3	6.5	1.6	0.6	1.0	-0.5	
Paper and paper product merchant wholesalers.....	42410		38.3	6.5	1.6	0.6	1.0	-0.5	
Paper and paper product merchant wholesalers.....	424100		38.3	6.5	1.6	0.6	1.0	-0.5	
Primary services.....		424100-P	37.9	6.5	1.6	0.4	0.9	-0.5	
Paper wholesaler services.....		424100-1	37.9	6.5	1.6	0.4	0.9	-0.5	
Wholesaling of paper and paper products.....		424100-11	36.3	5.7	1.7	0.4	1.1	-0.6	
Wholesaling of all other goods, except paper and paper products.....		424100-12	52.2	12.9	1.4	0.7	-0.1	-0.1	
Drugs and druggists' sundries merchant wholesalers.....	4242		20.2	-0.5	-1.7	1.4	-3.5	6.8	
Drugs and druggists' sundries merchant wholesalers.....	42420		20.2	-0.5	-1.7	1.4	-3.5	6.8	
Drugs and druggists' sundries merchant wholesalers.....	424200		20.2	-0.5	-1.7	1.4	-3.5	6.8	
Primary products.....		424200-P	20.2	-0.5	-1.7	1.4	-3.5	6.8	
Wholesaling of pharmaceuticals.....		424200-1	23.2	-0.6	-1.2	1.9	-3.4	6.1	

See footnotes at end of table.

Table 12. Producer price index percentage changes for the net output of selected industries and their products, not seasonally adjusted — Continued
 [January 2023]

Title ¹	Industry code	Product code	Unadjusted 12-month percent change ²	Unadjusted 1-month percent change ²				
				Jan. 2022 to Jan. 2023 ^P	Aug. to Sept.	Sept. to Oct. ^P	Oct. to Nov. ^P	Nov. to Dec. ^P
Drugs and druggists' sundries merchant wholesalers - Continued								
Wholesaling of all other goods, except pharmaceuticals.		424200-2	3.2	-0.1	-4.1	-1.1	-3.9	7.8
Apparel and piece goods merchant wholesalers.	4243		-4.4	2.7	3.3	-2.8	-6.4	-8.7
Apparel and piece goods merchant wholesalers.	42430		-4.4	2.7	3.3	-2.8	-6.4	-8.7
Apparel and piece goods merchant wholesalers.	424300		-4.4	2.7	3.3	-2.8	-6.4	-8.7
Primary services.		424300-P	-4.4	2.7	3.3	-2.8	-6.4	-8.7
Apparel wholesaler services.		424300-1	-4.4	2.7	3.3	-2.8	-6.4	-8.7
Wholesaling of apparel.		424300-11	-2.9	1.7	5.4	-4.0	-3.9	-8.0
Grocery and related product merchant wholesalers.	4244		8.1	-1.7	2.1	0.4	-3.0	-2.2
Grocery and related product merchant wholesalers.	42440		8.1	-1.7	2.1	0.4	-3.0	-2.2
Grocery and related product merchant wholesalers.	424400		8.1	-1.7	2.1	0.4	-3.0	-2.2
Primary services.		424400-P	8.1	-1.7	2.1	0.4	-3.0	-2.3
Grocery and related product wholesaler services.		424400-1	8.1	-1.7	2.1	0.4	-3.0	-2.3
Wholesaling of fresh meat, seafood, dairy, and fruits and vegetables.		424400-11	3.4	-0.1	0.6	3.9	1.1	-5.8
Wholesaling of packaged frozen and canned foods.		424400-12	6.4	0.8	4.5	-8.1	-3.0	1.6
Wholesaling of baked goods, non-alcoholic beverages, and all other groceries.		424400-13	7.8	-5.1	4.1	-1.5	-6.4	-1.6
Wholesaling of all other goods, except groceries.		424400-14	33.1	2.5	-8.2	22.9	-2.5	-3.3
Farm product raw material merchant wholesalers.	424500		-	-	-	-	-	-
Primary services.		424500-P	-	-	-	-	-	-
Farm product raw material wholesaler services.		424500-1	-	-	-	-	-	-
Chemicals and allied products merchant wholesalers.	4246		-5.7	0.2	-1.1	0.5	2.1	-3.0
Chemicals and allied products merchant wholesalers.	42460		-5.7	0.2	-1.1	0.5	2.1	-3.0
Chemicals and allied products merchant wholesalers.	424600		-5.7	0.2	-1.1	0.5	2.1	-3.0
Primary services.		424600-P	-6.0	0.2	-1.1	0.5	2.2	-3.1
Wholesaling of chemicals, plastics, and allied products.		424600-1	-8.1	0.3	-1.3	0.3	1.8	-3.8
Wholesaling of all other goods, except chemicals, plastics, and allied products.		424600-2	23.2	-0.6	1.6	4.7	7.2	0.0
Petroleum and petroleum products merchant wholesalers.	4247		17.6	0.4	0.6	4.0	-3.0	-0.4
Petroleum and petroleum products merchant wholesalers.	42470		17.6	0.4	0.6	4.0	-3.0	-0.4
Petroleum and petroleum products merchant wholesalers.	424700		17.6	0.4	0.6	4.0	-3.0	-0.4
Primary services.		424700-P	17.5	0.2	0.7	4.2	-3.3	-0.4
Wholesaling of petroleum products.		424700-1	17.7	0.4	0.3	4.2	-3.4	-0.4
Wholesaling of all other goods, except petroleum products.		424700-2	12.3	-8.1	13.9	2.5	-1.7	0.2
Other receipts.		424700-SM	-	5.4	-	-	-	-
Beer, wine, and distilled alcoholic beverage merchant wholesalers.	4248		14.5	1.4	1.2	0.7	-0.5	0.9
Beer, wine, and distilled alcoholic beverage merchant wholesalers.	42480		14.5	1.4	1.2	0.7	-0.5	0.9
Beer, wine, and distilled alcoholic beverage merchant wholesalers.	424800		14.5	1.4	1.2	0.7	-0.5	0.9
Primary services.		424800-P	14.5	1.4	1.2	0.7	-0.5	0.9
Alcoholic beverage wholesaler services.		424800-1	14.5	1.4	1.2	0.7	-0.5	0.9
Wholesaling of beer, wine, and distilled alcoholic beverages.		424800-11	14.7	1.5	1.2	0.7	-0.5	0.9
Wholesaling of all other goods, except alcoholic beverages.		424800-12	7.8	-0.5	2.6	0.0	-0.8	1.7
Miscellaneous nondurable goods merchant wholesalers.	4249		19.8	-2.6	-2.2	-2.8	0.5	0.6
Miscellaneous nondurable goods merchant wholesalers.	42490		19.8	-2.6	-2.2	-2.8	0.5	0.6
Miscellaneous nondurable goods merchant wholesalers.	424900		19.8	-2.6	-2.2	-2.8	0.5	0.6
Primary services.		424900-P	19.8	-2.6	-2.3	-2.8	0.5	0.6
Miscellaneous nondurable good wholesaler services.		424900-1	19.8	-2.6	-2.3	-2.8	0.5	0.6
Material recyclers.	429930		-13.4	-5.4	-5.6	-2.3	4.8	7.3
Primary products.		429930-P	-13.8	-5.7	-5.9	-2.4	5.2	8.3
Ferrous metal scrap.		429930-1	-13.7	-3.1	-3.4	-3.3	8.1	12.0
Carbon steel scrap.		429930-11	-12.8	-3.7	-3.1	-4.2	8.3	12.4
Carbon steel scrap bundles.		429930-112	-21.0	-6.8	-7.2	-5.9	9.5	11.3
Shredded carbon steel scrap.		429930-113	-10.0	-7.2	-4.8	-5.0	8.2	12.2
Cut plate and structural scrap.		429930-114	-9.5	-2.4	-1.7	-2.4	6.8	10.6
Other carbon steel scrap.		429930-115	-	-	-	-	-	-
Stainless and alloy steel scrap.		429930-12	-24.7	2.1	-9.3	7.9	12.2	7.0
Other ferrous scrap.		429930-14	-19.5	9.1	-2.4	3.0	-1.8	25.4
Nonferrous metal scrap.		429930-2	-8.1	-1.8	-4.3	1.6	2.4	0.6
Copper base scrap.		429930-21	-6.9	1.2	-2.8	9.2	2.0	3.2
No 1 copper wire, heavy.		429930-211	-8.6	1.4	-4.5	13.7	1.1	4.0

See footnotes at end of table.

Table 12. Producer price index percentage changes for the net output of selected industries and their products, not seasonally adjusted — Continued
 [January 2023]

Title ¹	Industry code	Product code	Unadjusted 12-month percent change ²	Unadjusted 1-month percent change ²				
			Jan. 2022 to Jan. 2023 ^P	Aug. to Sept.	Sept. to Oct. ^P	Oct. to Nov. ^P	Nov. to Dec. ^P	Dec. to Jan. ^P
Material recyclers - Continued								
No 2 copper wire, mixed.....		429930-212	-9.1	2.3	-4.7	14.5	1.6	4.4
Yellow brass scrap.....		429930-213	—	1.5	-0.2	4.1	3.8	—
Used beverage can scrap.....		429930-223	-26.9	-5.9	-7.7	7.9	2.5	-2.9
Other old aluminum base scrap.....		429930-224	-5.3	-2.2	1.4	4.8	0.0	2.5
Other nonferrous scrap (including lead, zinc and precious metals).....		429930-23	-3.1	-1.8	-3.0	-2.4	-3.1	-3.5
Recyclable paper.....		429930-3	-62.6	-26.3	-31.9	-23.8	12.1	-5.7
News and other low grade recyclable paper.....		429930-31	-53.3	-11.9	-30.5	-27.6	0.0	-5.8
Corrugated recyclable paper.....		429930-33	-69.6	-30.0	-37.9	-35.6	25.7	-3.4
High grade recyclable paper (including pulp substitutes and deinking).....		429930-34	-44.2	-21.2	-17.9	-0.6	-1.6	-9.3
Recyclable materials, excluding metals and paper.....		429930-4	-0.8	-7.5	0.2	0.7	-0.3	-0.9
Recyclable plastics.....		429930-42	-18.9	-6.9	-8.2	-5.4	-0.5	-8.1
Other receipts.....		429930-SM1						
Motor vehicle and parts dealers.....	441		2.2	-0.3	-1.4	-1.0	-1.3	1.0
Automobile dealers.....	4411		-0.6	-0.5	-2.0	-1.0	-1.9	1.0
New car dealers.....	44111		-0.6	-0.5	-2.0	-1.0	-1.9	1.0
New car dealers.....	441110		-0.6	-0.5	-2.0	-1.0	-1.9	1.0
Primary services.....		441110-P	-2.9	-0.5	-2.2	-0.8	-2.6	1.0
Vehicle sales.....		441110-1	-12.8	-1.5	-5.3	-2.0	-6.4	1.3
New vehicle sales.....		441110-101	1.8	-0.6	-4.3	0.1	-7.3	1.4
Used vehicle sales.....		441110-102	-32.7	-3.0	-7.2	-5.9	-4.8	0.0
Service labor and parts.....		441110-2	4.2	0.2	0.3	0.1	0.2	0.0
Other receipts.....		441110-SM	—	-0.3	-1.6	-1.4	0.0	—
Recreational vehicle dealers.....	44121		-46.3	-8.1	-5.1	-11.9	-8.0	-0.7
Recreational vehicle dealers.....	441210		-46.3	-8.1	-5.1	-11.9	-8.0	-0.7
Primary services.....		441210-P	-48.0	-7.5	-5.6	-13.2	-7.9	-0.7
Recreational vehicle dealer services.....		441210-1	-48.0	-7.5	-5.6	-13.2	-7.9	-0.7
Boat dealers.....	441222		31.4	2.0	1.0	4.8	0.4	0.0
Primary services.....		441222-P	31.4	2.0	1.0	4.8	0.4	0.0
Boat dealer services.....		441222-1	31.4	2.0	1.0	4.8	0.4	0.0
Automotive parts, accessories and tire retailers.....	4413		16.7	0.7	1.1	-1.7	1.3	1.2
Automotive parts and accessories retailers.....	441330		17.5	1.1	0.8	-2.5	2.4	1.1
Primary services.....		441330-P	17.5	1.1	0.8	-2.5	2.4	1.1
Automotive parts and accessories store services, in-store retailing.....		441330-A	17.5	1.1	0.8	-2.5	2.4	1.1
Tire dealers.....	441340		15.1	-0.1	1.7	-0.1	-0.9	1.6
Primary services.....		441340-P	15.1	-0.1	1.7	-0.1	-0.9	1.6
Tire dealer services, in-store retailing.....		441340-A	15.1	-0.1	1.7	-0.1	-0.9	1.6
Building material & garden supply retailers.....	444		-6.8	-2.3	1.1	0.5	-4.7	0.0
Building material and supplies dealers.....	4441		-8.6	-3.0	1.5	0.4	-5.3	-0.1
Building material and supplies dealers.....	44410		-8.6	-3.0	1.5	0.4	-5.3	-0.1
Building materials and supplies dealers.....	444100		-8.6	-3.0	1.5	0.4	-5.3	-0.1
Primary services.....		444100-P	-8.6	-3.0	1.5	0.4	-5.3	-0.1
Building materials and supplies dealer services, in-store retailing.....		444100-A	-8.6	-3.0	1.5	0.4	-5.3	-0.1
Retailing of building materials, paint, and hardware.....		444100-A1	-13.8	-3.9	1.7	0.7	-6.2	-0.9
Retailing of all other goods.....		444100-A2	13.3	0.3	1.0	-0.4	-2.4	3.2
Lawn and garden equip and supplies retailers.....	4442		9.9	3.5	-2.1	1.3	0.5	0.6
Nursery, garden, and farm supply retailers.....	44424		9.9	3.5	-2.1	1.3	0.5	0.6
Nursery, garden, and farm supply retailers.....	444240		9.9	3.5	-2.1	1.3	0.5	0.6
Primary services.....		444240-P	9.9	3.5	-2.1	1.3	0.5	0.6
Nursery, garden center, and farm supply store services, in-store retailing.....		444240-A	9.9	3.5	-2.1	1.3	0.5	0.6
Food and beverage retailers.....	445		13.3	1.7	4.0	-0.6	-1.5	2.1
Grocery retailers.....	4451		13.8	1.7	4.5	-1.1	-1.7	2.6
Grocery (except convenience) retailers.....	44511		13.8	1.7	4.5	-1.1	-1.7	2.6
Supermarkets and other grocery stores.....	445110		13.8	1.7	4.5	-1.1	-1.7	2.6
Primary services.....		445110-P	13.8	1.7	4.5	-1.1	-1.7	2.6
Supermarket and other grocery store services.....		445110-3	13.8	1.7	4.5	-1.1	-1.7	2.6
Retailing of food and beverage products.....		445110-32	13.7	2.0	5.0	-1.0	-2.2	2.4
Retailing of fresh meats.....		445110-321	5.4	2.2	2.3	2.7	-7.7	1.7

See footnotes at end of table.

Table 12. Producer price index percentage changes for the net output of selected industries and their products, not seasonally adjusted — Continued
 [January 2023]

Title ¹	Industry code	Product code	Unadjusted 12-month percent change ²	Unadjusted 1-month percent change ²				
			Jan. 2022 to Jan. 2023 ^P	Aug. to Sept.	Sept. to Oct. ^P	Oct. to Nov. ^P	Nov. to Dec. ^P	Dec. to Jan. ^P
Supermarkets and other grocery stores - Continued								
Retailing of fresh fruits and vegetables.....		445110-322	3.4	1.5	-0.7	-1.5	-3.1	1.7
Retailing of bakery products.....		445110-323	14.0	0.3	4.9	-0.5	1.1	0.0
Retailing of dairy products.....		445110-324	46.6	4.2	9.4	-0.2	3.1	10.7
Retailing of deli products.....		445110-325	6.2	-0.9	2.7	0.0	0.3	-1.3
Retailing of frozen food products.....		445110-326	8.6	-0.1	7.3	-2.5	0.9	-0.3
Retailing of alcoholic beverages.....		445110-327	15.0	0.2	14.0	-5.5	1.3	4.9
Retailing of all other food and beverage products.....		445110-328	17.9	3.3	6.9	-3.0	-2.3	2.1
Retailing of nonfood products.....		445110-33	14.8	0.2	2.0	-1.2	0.5	3.9
Retailing of cleaning and paper products.....		445110-331	6.9	1.9	2.4	-1.6	-2.8	4.3
Retailing of health and beauty products.....		445110-332	11.4	0.7	3.7	-2.1	-0.3	4.1
Retailing of all other nonfood products.....		445110-333	19.8	-0.6	0.9	-0.6	2.1	3.4
Specialty food retailers.....	4452		15.7	1.1	-0.9	5.0	-0.7	0.4
Specialty food retailers.....	445200		15.7	1.1	-0.9	5.0	-0.7	0.4
Primary services.....		445200-P	15.8	1.1	-0.9	5.0	-0.8	0.4
Specialty food retailer services, in-store retailing.....		445200-A	15.8	1.1	-0.9	5.0	-0.8	0.4
Beer, wine, and liquor retailers.....	4453		5.9	2.2	0.4	2.1	1.4	-1.5
Beer, wine, and liquor retailers.....	44532		5.9	2.2	0.4	2.1	1.4	-1.5
Beer, wine, and liquor retailers.....	445320		5.9	2.2	0.4	2.1	1.4	-1.5
Primary services.....		445320-P	5.9	2.2	0.4	2.1	1.4	-1.5
Beer, wine, and liquor retailer services, in-store retailing.....		445320-A	5.9	2.2	0.4	2.1	1.4	-1.5
Retailing of beer, wine, and liquor.....		445320-A1	4.9	2.7	-0.2	2.2	1.7	-1.8
Retailing of all other goods and sales of prepared foods.....		445320-A2	11.2	-0.2	3.2	1.4	0.0	0.4
Furniture, home furnishings, electronics, and appliance retailers.....	449		-	-	-	-	-	2.6
Furniture and Home Furnishings Retailers.....	4491		-	-	-	-	-	1.7
Furniture retailers.....	44911		-4.5	3.4	-3.3	1.0	-0.4	2.1
Furniture retailers.....	449110		-4.5	3.4	-3.3	1.0	-0.4	2.1
Primary services.....		449110-P	-4.9	3.7	-3.4	0.9	-0.4	2.2
Furniture retailer services, in-store retailing.....		449110-A	-4.9	3.7	-3.4	0.9	-0.4	2.2
Other receipts.....		449110-SM	-	-	-	-	-	0.7
Floor covering retailers.....	44912		10.3	-1.8	6.6	0.3	-8.0	0.7
Floor covering retailers.....	449121		10.3	-1.8	6.6	0.3	-8.0	0.7
Primary services.....		449121-P	10.3	-1.8	6.6	0.3	-8.0	0.7
Floor covering retailer services, in-store retailing.....		449121-A	10.3	-1.8	6.6	0.3	-8.0	0.7
Electronics and appliance retailers.....	4492		2.2	-3.0	-0.4	-2.6	-3.7	4.2
Electronics and appliance retailers.....	44921		2.2	-2.9	-0.4	-2.6	-3.8	4.2
Electronics and appliance retailers.....	449210		2.2	-2.8	-0.4	-2.7	-3.9	4.2
Primary products.....		449210-P	2.5	-1.6	-0.6	-3.3	-4.8	4.3
Electronics and appliance retailers services, in-store retailing.....		449210-A	-1.2	-1.6	-0.6	-3.3	-4.8	0.7
Retailing of entertainment and communication products.....		449210-A1	-3.0	-3.5	5.9	-9.2	-7.8	-1.0
Retailing of computers, hardware, software, and supplies.....		449210-A2	3.3	3.9	-2.4	0.8	-4.7	2.7
Retailing of major household appliances.....		449210-A3	6.1	-4.7	-0.4	-0.8	4.5	0.3
Retailing of all other goods.....		449210-A4	-16.5	-3.6	-7.4	-4.3	-13.2	-0.7
Electronic and appliance retailers services, online retailing.....		449210-B	-	-	-	-	-	10.9
General merchandise retailers.....	455		11.5	-0.1	1.6	-1.9	0.5	1.1
Department stores.....	4551		12.7	4.1	7.9	-3.1	2.1	12.5
Department stores.....	45511		12.7	4.1	7.9	-3.1	2.1	12.5
Department stores.....	455110		12.7	4.1	7.9	-3.1	2.1	12.5
Primary services.....		455110-P	12.7	4.1	7.9	-3.1	2.1	12.5
Department store services, in-store retailing.....		455110-A	5.7	4.1	7.9	-3.1	2.1	5.5
Department store services, online retailing.....		455110-B	-	-	-	-	-	26.6
Other general merchandise retailers.....	4552		14.6	-1.7	-0.8	-1.3	-0.1	-0.5
Other general merchandise retailers.....	45521		14.6	-1.7	-0.8	-1.3	-0.1	-0.5
Warehouse clubs, supercenters, and other general merchandise retailers.....	455210		14.6	-1.7	-0.8	-1.3	-0.1	-0.5
Primary services.....		455210-P	13.3	-1.8	-0.9	-1.4	-0.1	-0.5
Warehouse clubs, supercenters, and other general merch. retailer services, in-store retailing.....		455210-A	12.6	-1.8	-0.9	-1.4	-0.1	-1.1
Warehouse clubs and supercenters.....		455210-A1	13.0	-2.2	-1.1	-1.7	-0.2	-1.3

See footnotes at end of table.

Table 12. Producer price index percentage changes for the net output of selected industries and their products, not seasonally adjusted — Continued
 [January 2023]

Title ¹	Industry code	Product code	Unadjusted 12-month percent change ²	Unadjusted 1-month percent change ²					
				Jan. 2022 to Jan. 2023 ^P	Aug. to Sept.	Sept. to Oct. ^P	Oct. to Nov. ^P	Nov. to Dec. ^P	Dec. to Jan. ^P
Warehouse clubs, supercenters, and other general merchandise retailers - Continued									
All other general merchandise stores.....		455210-A2	11.8	-0.2	0.0	-0.1	0.1	0.1	
Health and personal care retailers.....	456		-2.1	0.1	-1.9	-0.1	-1.2	1.5	
Health and personal care retailers.....	4561		-2.1	0.1	-1.9	-0.1	-1.2	1.5	
Pharmacies and drug retailers.....	45611		-2.8	-0.9	-2.5	-0.2	-1.2	1.8	
Pharmacies and drug retailers.....	456110		-2.8	-0.9	-2.5	-0.2	-1.2	1.8	
Primary services.....		456110-P	-2.8	-0.9	-2.5	-0.2	-1.2	1.8	
Pharmacy and drug retailer services, in-store retailing.....		456110-A	-3.2	-0.9	-2.5	-0.2	-1.2	1.3	
Retailing of prescription drugs.....		456110-A1	-2.2	-1.3	-2.8	-0.5	-2.0	1.8	
Retailing of over-the-counter drugs and all other goods.....		456110-A2	-5.9	0.1	-1.9	0.5	0.5	0.0	
Retailing of over-the-counter drugs.....		456110-A21	-5.6	0.1	0.6	0.9	0.1	0.0	
Retailing of all other goods.....		456110-A22	-6.0	0.1	-2.6	0.3	0.6	0.0	
Optical goods retailers.....	45613		-11.8	3.8	-0.5	-2.4	-3.6	0.0	
Optical goods retailers.....	456130		-11.8	3.8	-0.5	-2.4	-3.6	0.0	
Primary services.....		456130-P	-12.4	4.1	-0.6	-2.6	-3.6	0.0	
Optical goods retailer services, in-store retailing.....		456130-A	-12.4	4.1	-0.6	-2.6	-3.6	0.0	
Food (health) supplement retailers.....	456191		12.1	4.4	1.4	2.8	1.1	-1.5	
Primary services.....		456191-P	12.1	4.4	1.4	2.8	1.1	-1.5	
Food (health) supplement store services, in-store retailing.....		456191-A	12.1	4.4	1.4	2.8	1.1	-1.5	
Gasoline Stations and Fuel Dealers.....	457		-	-	-	-	-	-13.1	
Gasoline stations.....	4571		19.3	-6.7	-0.1	-0.2	10.7	-10.5	
Gasoline stations.....	45710		19.3	-6.7	-0.1	-0.2	10.7	-10.5	
Gasoline stations.....	457100		19.2	-6.7	-0.1	-0.2	10.7	-10.6	
Primary products.....		457100-P	18.9	-6.8	-0.1	-0.1	11.0	-10.9	
Gasoline station services.....		457100-1	18.9	-6.8	-0.1	-0.1	11.0	-10.9	
Retailing of automotive fuels and lubricants.....		457100-11	26.6	-9.7	1.0	2.8	15.8	-14.7	
Retailing of all other goods, sales of prepared foods, and repair services.....		457100-12	3.1	0.5	-2.5	-6.8	-1.3	0.9	
Fuel dealers.....	4572		30.3	0.2	-18.6	28.6	50.0	-28.2	
Fuel dealers.....	45721		30.3	0.2	-18.6	28.6	50.0	-28.2	
Fuel dealers.....	457210		30.3	0.2	-18.6	28.6	50.0	-28.2	
Primary services.....		457210-P	29.6	0.2	-18.6	28.6	50.0	-28.5	
Fuel dealer services.....		457210-1	29.6	0.2	-18.6	28.6	50.0	-28.5	
Clothing and clothing accessories retailers.....	458		7.2	8.2	4.4	-6.0	1.4	-0.9	
Clothing retailers.....	4581		8.8	11.7	5.9	-7.8	2.2	-1.7	
Clothing retailers.....	45811		8.8	11.7	5.9	-7.8	2.2	-1.7	
Clothing and clothing accessories retailers.....	458110		8.8	11.7	5.9	-7.8	2.2	-1.7	
Primary services.....		458110-P	8.8	11.7	5.9	-7.8	2.2	-1.7	
Clothing and clothing accessories retailer services, in-store retailing.....		458110-A	8.7	11.7	5.9	-7.8	2.2	-1.8	
Retailing of apparel.....		458110-A1	4.7	9.8	4.5	-7.9	3.2	-3.6	
Retailing of men's apparel.....		458110-A11	-2.2	4.0	1.7	-5.1	-2.9	0.1	
Retailing of women's apparel.....		458110-A12	6.1	10.7	5.7	-9.6	6.0	-4.8	
Retailing of children's apparel.....		458110-A13	11.6	18.6	4.3	-4.0	1.4	-5.5	
Retailing of all other goods.....		458110-A2	23.6	20.8	11.6	-7.4	-1.6	2.8	
Shoe retailers.....	4582		-2.4	0.7	1.6	-3.2	-3.2	-0.8	
Shoe retailers.....	45821		-2.4	0.7	1.6	-3.2	-3.2	-0.8	
Shoe retailers.....	458210		-2.4	0.7	1.6	-3.2	-3.2	-0.8	
Primary services.....		458210-P	-2.4	0.7	1.6	-3.2	-3.2	-0.8	
Shoe retailer services, in-store retailing.....		458210-A	-2.4	0.7	1.6	-3.2	-3.2	-0.8	
Jewelry retailers.....	4583		7.7	-0.6	-0.5	0.7	1.5	1.6	
Jewelry retailers.....	45831		7.7	-0.6	-0.5	0.7	1.5	1.6	
Jewelry retailers.....	458310		7.7	-0.6	-0.5	0.7	1.5	1.6	
Primary services.....		458310-P	7.7	-0.6	-0.5	0.7	1.5	1.6	
Jewelry retailer services, in-store retailing.....		458310-A	8.2	-0.6	-0.5	0.7	1.5	2.1	
Sporting goods and hobby retailers.....	4591		-7.7	-7.5	10.6	-1.3	-5.8	-2.3	
Sporting goods retailers.....	45911		-10.3	-9.9	14.3	-1.8	-7.6	-3.2	
Sporting goods retailers.....	459110		-10.3	-9.9	14.3	-1.8	-7.6	-3.2	

See footnotes at end of table.

Table 12. Producer price index percentage changes for the net output of selected industries and their products, not seasonally adjusted — Continued
 [January 2023]

Title ¹	Industry code	Product code	Unadjusted 12-month percent change ²	Unadjusted 1-month percent change ²				
			Jan. 2022 to Jan. 2023 ^P	Aug. to Sept.	Sept. to Oct. ^P	Oct. to Nov. ^P	Nov. to Dec. ^P	Dec. to Jan. ^P
Sporting goods retailers - Continued								
Primary services.....		459110-P	-10.3	-9.9	14.3	-1.8	-7.6	-3.3
Sporting goods store services, in-store retailing.....		459110-A	-11.5	-9.9	14.3	-1.8	-7.6	-4.5
Retailing of sporting goods.....		459110-A1	2.4	-4.5	4.6	-2.6	0.0	1.7
Hobby, toy, and game retailers.....	45912		-0.1	0.0	0.3	0.0	0.0	0.0
Hobby, toy, and game retailers.....	459120		-0.1	0.0	0.3	0.0	0.0	0.0
Primary services.....		459120-P	-0.1	0.0	0.3	0.0	0.0	0.0
Hobby, toy, and game store services, in-store retailing.....		459120-A	0.0	0.0	0.3	0.0	0.0	0.0
Retailing of hobby and craft goods, toys, and games (including video games)...		459120-A1	-0.2	0.0	0.5	0.0	0.0	0.1
Retailing of all other goods.....		459120-A2	0.2	0.0	-0.1	0.0	0.1	0.0
Book retailers and news dealers.....	4592		-4.8	-1.0	1.2	0.5	-7.1	0.0
Book retailers and news dealers.....	45921		-4.8	-0.9	1.2	0.5	-7.1	0.0
Book retailers and news dealers.....	459210		-4.8	-1.0	1.2	0.5	-7.1	0.0
Primary services.....		459210-P	-4.9	-1.0	1.2	0.5	-7.1	0.0
Book retailer and news dealer services, in-store retailing.....		459210-A	-4.9	-1.0	1.2	0.5	-7.1	0.0
Retailing of books.....		459210-A1	-7.0	-1.4	1.7	0.7	-10.1	0.0
Retailing of all other goods.....		459210-A2	0.0	0.0	0.0	0.0	0.0	0.0
Office supplies, stationery, and gift retailers.....	4594		3.8	0.1	-1.2	1.0	-0.8	-0.5
Office supplies, stationery, and gift retailers.....	45940		3.8	0.1	-1.2	1.0	-0.8	-0.5
Office supplies, stationery, and gift retailers.....	459400		3.8	0.1	-1.2	1.0	-0.8	-0.5
Primary services.....		459400-P	3.8	0.1	-1.2	1.0	-0.8	-0.5
Office supplies, stationery, and gift retailer services, in-store retailing.....		459400-A	3.4	0.1	-1.2	1.0	-0.8	-0.9
Air transportation.....	481		25.5	-3.5	5.4	-3.8	1.7	2.9
Scheduled air transportation.....	4811		27.7	-3.8	5.9	-4.3	1.8	3.2
Scheduled air transportation.....	48111		27.7	-3.8	5.9	-4.3	1.8	3.2
Scheduled passenger air transportation.....	481111		29.3	-4.0	6.4	-4.4	1.9	3.2
Primary services.....		481111-P	29.3	-4.0	6.4	-4.4	1.9	3.2
Domestic.....		481111-1	27.9	-1.7	7.1	-6.4	2.5	0.3
Domestic first class, including business.....		481111-101	36.0	7.8	5.6	-10.7	7.8	-2.3
Domestic coach.....		481111-102	26.9	-2.7	7.3	-5.9	1.9	0.5
International.....		481111-2	30.4	-12.0	3.9	3.5	-0.3	10.4
International first class, including business.....		481111-201	37.4	8.2	16.1	-19.4	11.3	10.4
International coach.....		481111-202	29.6	-13.8	2.5	6.6	-1.4	10.4
Scheduled freight air transportation.....	481112		2.4	-0.2	-3.2	-1.6	-0.6	4.3
Primary services.....		481112-P	-11.9	-0.4	-5.2	-4.2	-0.6	2.2
Scheduled freight air transportation services.....		481112-1	-12.2	-0.4	-5.4	-4.3	-0.6	2.3
Domestic scheduled freight air transportation services.....		481112-101	-0.1	-0.9	0.0	-0.4	-1.0	0.9
International scheduled freight air transportation services.....		481112-102	-20.5	0.0	-9.4	-7.4	-0.3	3.3
Scheduled mail air transportation services.....		481112-2	-0.1	-0.1	0.0	0.0	0.0	0.0
Nonscheduled air transportation.....	4812		8.1	-0.4	0.1	0.8	0.9	0.3
Nonscheduled air transportation.....	48121		8.1	-0.4	0.1	0.8	0.9	0.3
Nonscheduled air passenger chartering.....	481211		7.2	-0.2	0.0	1.5	1.3	0.4
Primary services.....		481211-P	8.0	-0.2	0.0	1.7	1.5	0.4
Domestic nonscheduled air passenger services.....		481211-1	9.3	-0.2	0.0	2.1	1.8	0.5
International nonscheduled air passenger services.....		481211-2	2.6	0.0	0.0	0.0	0.0	0.0
Nonscheduled air freight chartering.....	481212		10.3	-0.8	0.4	-0.7	0.0	0.0
Primary services.....		481212-P	10.0	-0.9	0.4	-0.8	0.0	0.0
Domestic nonscheduled air freight services.....		481212-1	17.7	3.2	0.0	0.0	0.0	0.0
International nonscheduled air freight services.....		481212-2	8.3	-1.8	0.5	-0.9	0.0	0.0
Rail transportation.....	482		7.8	0.1	-0.5	0.6	-0.1	0.5
Rail transportation.....	4821		7.8	0.1	-0.5	0.6	-0.1	0.5
Rail transportation.....	48211		7.8	0.1	-0.5	0.6	-0.1	0.5
Line-haul railroads.....	482111		7.8	0.1	-0.5	0.6	-0.1	0.5
Primary services.....		482111-P	7.8	0.1	-0.5	0.6	-0.1	0.5
Freight rail transportation.....		482111-4	8.0	0.1	-0.6	0.6	-0.1	0.6
Carload freight rail transportation.....		482111-411	7.4	-0.2	-0.4	0.0	0.6	1.4
Intermodal freight rail transportation.....		482111-412	10.0	1.4	-1.2	3.1	-2.3	-2.4
Passenger rail transportation.....		482111-5	2.1	0.0	0.0	0.0	0.0	0.0

See footnotes at end of table.

Table 12. Producer price index percentage changes for the net output of selected industries and their products, not seasonally adjusted — Continued
 [January 2023]

Title ¹	Industry code	Product code	Unadjusted 12-month percent change ²	Unadjusted 1-month percent change ²					
				Jan. 2022 to Jan. 2023 ^P	Aug. to Sept.	Sept. to Oct. ^P	Oct. to Nov. ^P	Nov. to Dec. ^P	Dec. to Jan. ^P
Line-haul railroads - Continued									
Coach service class.....		482111-506	3.0	0.0	0.0	0.0	0.0	0.0	0.0
All other service classes.....		482111-507	0.9	0.0	0.0	0.0	0.0	0.0	0.0
Water transportation.....	483		24.1	1.1	0.4	-0.3	-0.1	0.7	
Deep sea freight transportation.....	483111		25.8	2.0	0.5	-1.4	-0.6	0.1	
Primary services.....		483111-P	25.8	2.0	0.5	-1.4	-0.6	0.1	
Deep sea freight transportation services.....		483111-5	25.8	2.0	0.5	-1.4	-0.6	0.1	
Coastal and Great Lakes freight transport.....	483113		23.5	0.2	0.2	1.2	0.7	0.9	
Primary services.....		483113-P	23.7	0.2	0.2	1.3	0.5	0.7	
Coastal and intercoastal freight transportation.....		483113-1	31.3	0.6	0.4	1.7	0.3	1.5	
Great Lakes - St. Lawrence Seaway freight transportation.....		483113-2	10.0	-0.6	0.1	1.8	-1.9	-1.8	
Coastal and intercoastal towing transportation.....		483113-3	10.8	-0.5	-0.2	-0.3	2.5	0.1	
Inland water transportation.....	4832		17.9	-0.7	0.4	0.9	0.1	2.4	
Inland water transportation.....	48321		17.9	-0.7	0.4	0.9	0.1	2.4	
Inland water freight transportation.....	483211		17.9	-0.7	0.4	0.9	0.1	2.4	
Primary services.....		483211-P	18.1	-0.8	0.4	1.0	0.1	2.5	
Inland water freight transportation services.....		483211-3	18.1	-0.8	0.4	1.0	0.1	2.5	
Truck transportation.....	484		4.4	-0.6	-0.4	0.3	-0.8	-1.0	
General freight trucking.....	4841		1.6	-0.6	-0.6	0.1	-0.6	-1.2	
General freight trucking, local.....	48411		4.9	0.1	0.2	0.0	-7.1	-0.1	
General freight trucking, local.....	484110		4.9	0.1	0.2	0.0	-7.1	-0.1	
Primary services.....		484110-P	1.9	-0.2	0.1	0.0	-9.0	0.0	
General freight trucking services, local.....		484110-1	1.9	-0.2	0.1	0.0	-9.0	0.0	
General freight trucking, local, truckload.....		484110-15	0.4	-0.4	0.0	0.0	-11.9	0.0	
General freight trucking, local, less than truckload.....		484110-16	6.3	0.5	0.4	-0.1	-0.5	0.0	
Other receipts.....		484110-SM	14.2	1.0	0.3	0.2	-1.2	-0.1	
General freight trucking, long-distance.....	48412		0.9	-0.8	-0.7	0.1	0.8	-1.5	
General freight trucking, long-distance TL.....	484121		-1.3	-1.3	0.0	-0.8	2.7	-2.8	
Primary services.....		484121-P	-2.1	-0.1	-2.4	1.2	-0.1	-3.3	
General freight trucking, long-distance, truckload.....		484121-2	-2.1	-0.1	-2.4	1.2	-0.1	-3.3	
General freight trucking, long-distance LTL.....	484122		7.0	0.3	-2.3	2.1	-3.6	2.1	
Primary services.....		484122-P	7.0	0.3	-2.3	2.1	-3.6	2.1	
General freight trucking, long-distance less than truckload.....		484122-1	7.0	0.3	-2.3	2.1	-3.6	2.1	
Specialized freight trucking.....	4842		12.4	-0.4	0.0	0.8	-1.0	-0.3	
Used household and office goods moving.....	48421		8.3	-2.3	-1.2	-0.5	-0.2	0.4	
Used household and office goods moving.....	484210		8.3	-2.3	-1.2	-0.5	-0.2	0.4	
Primary services.....		484210-P	8.3	-2.3	-1.2	-0.5	-0.2	0.4	
Used household and office goods moving, except local.....		484210-2	9.7	-2.0	-1.8	0.7	-0.3	-0.6	
Residential moving services, except local.....		484210-21	9.8	-1.7	-2.1	0.3	-0.4	-0.6	
Commercial and other goods moving services, except local.....		484210-22	9.4	-2.7	-0.5	1.6	0.0	-0.6	
Used household and office goods moving, local.....		484210-4	5.0	-3.1	0.0	-3.3	0.0	2.5	
Residential moving services, local.....		484210-41	4.6	-3.9	0.0	-2.4	0.0	2.2	
Commercial and other goods moving services, local.....		484210-42	6.8	-0.5	0.0	-6.0	0.0	4.3	
Specialized freight (except used) trucking, local.....	48422		17.2	0.1	0.8	0.7	-0.7	0.0	
Specialized freight (except used goods) trucking, local.....	484220		17.2	0.1	0.8	0.7	-0.7	0.0	
Primary services.....		484220-P	16.5	0.1	0.9	0.8	-0.7	0.0	
Specialized freight (except used goods) trucking, local.....		484220-6	16.5	0.1	0.9	0.8	-0.7	0.0	
Local hazardous materials trucking (except waste).....		484220-601	4.3	0.0	0.0	0.0	-4.3	-0.9	
Local agricultural products trucking without storage.....		484220-602	15.6	0.7	2.0	0.0	0.0	0.0	
Dump trucking.....		484220-603	27.1	0.0	1.3	1.8	0.0	0.0	
Local specialized trucking without storage.....		484220-604	6.9	0.0	0.0	0.0	0.0	0.8	
Specialized freight (except used) trucking, long-distance.....	48423		9.4	-0.2	-0.4	1.3	-1.7	-1.0	
Specialized freight (except used goods) trucking, long-distance.....	484230		9.4	-0.2	-0.4	1.3	-1.7	-1.0	
Primary services.....		484230-P	10.0	-0.2	-0.4	1.3	-1.9	-0.9	
Specialized freight (except used goods) trucking, long-distance.....		484230-6	10.0	-0.2	-0.4	1.3	-1.9	-0.9	
Agricultural products trucking, long-distance.....		484230-602	18.8	2.0	-3.4	0.2	3.3	-1.2	
All other specialized trucking, long-distance.....		484230-603	8.7	-0.6	0.1	1.5	-2.6	-0.9	
Pipeline Transportation.....	486		-	1.4	0.1	0.0	-0.6	0.3	

See footnotes at end of table.

Table 12. Producer price index percentage changes for the net output of selected industries and their products, not seasonally adjusted — Continued
 [January 2023]

Title ¹	Industry code	Product code	Unadjusted 12-month percent change ²	Unadjusted 1-month percent change ²					
				Jan. 2022 to Jan. 2023 ^P	Aug. to Sept.	Sept. to Oct. ^P	Oct. to Nov. ^P	Nov. to Dec. ^P	Dec. to Jan. ^P
Pipeline Transportation - Continued									
Pipeline transportation of crude oil	4861		8.4	0.0	0.3	-0.1	0.0	0.0	
Pipeline transportation of crude oil	48611		8.4	0.0	0.3	-0.1	0.0	0.0	
Pipeline transportation of crude oil	486110		8.4	0.0	0.3	-0.1	0.0	0.0	
Primary services		486110-P	8.4	0.0	0.3	-0.1	0.0	0.0	
Pipeline transportation of crude oil		486110-3	8.4	0.0	0.3	-0.1	0.0	0.0	
Trans-Alaskan Pipeline System transportation		486110-311	-8.5	0.0	0.0	-1.6	0.0	-0.2	
Pipeline transportation of crude petroleum, except on the Trans-Alaskan Pipeline System		486110-312	9.6	0.0	0.4	0.0	0.0	0.1	
Pipeline transportation of natural gas	4862		-	5.2	-0.2	0.0	-2.0	0.4	
Pipeline transportation of natural gas	48621		-	5.2	-0.2	0.0	-2.0	0.4	
Pipeline transportation of natural gas	486210		-	5.2	-0.2	0.0	-2.0	0.4	
Primary services		486210-P	-	5.2	-0.2	0.0	-2.0	0.4	
Pipeline transportation of natural gas services		486210-1	-	5.2	-0.2	0.0	-2.0	0.4	
Other pipeline transportation	4869		7.9	0.0	0.0	0.1	0.0	0.5	
Pipeline transportation of refined petroleum products	48691		7.9	0.0	0.0	0.1	0.0	0.5	
Refined petroleum product pipeline transport	486910		7.9	0.0	0.0	0.1	0.0	0.5	
Primary services		486910-P	7.9	0.0	0.0	0.1	0.0	0.5	
Pipeline transportation of refined petroleum products		486910-1	7.9	0.0	0.0	0.1	0.0	0.5	
Transportation support activities	488		-9.5	-5.0	2.6	-5.4	0.0	-1.6	
Air transportation support activities	4881		3.9	-1.3	0.7	-0.4	-1.3	1.6	
Airport operations	48811		2.7	-2.4	1.0	-0.7	-1.7	0.8	
Other airport operations	488119		2.7	-2.4	1.0	-0.7	-1.7	0.8	
Primary services		488119-P	2.7	-2.4	1.0	-0.7	-1.7	0.8	
Aeronautical services		488119-5	-0.5	-0.6	1.0	0.0	0.0	0.7	
Landing fees		488119-501	-6.3	0.0	-0.1	0.0	0.0	0.7	
Terminal rental		488119-502	5.3	-1.9	3.0	-0.2	-0.1	1.9	
Other aeronautical services		488119-503	-3.2	0.0	0.3	0.0	0.0	-1.8	
Non-aeronautical services		488119-6	9.5	-5.5	0.9	-2.0	-4.9	0.8	
Airport parking		488119-601	9.0	0.0	1.5	1.4	0.0	2.4	
Lease space for rental cars		488119-602	-1.6	-16.5	-4.0	-7.8	-22.5	-0.7	
Lease space for concessions		488119-603	44.7	-4.2	8.1	-4.2	2.4	0.0	
Other non-aeronautical services		488119-604	1.3	0.0	0.9	0.0	0.0	0.0	
Other air transportation support activities	48819		5.7	0.2	0.3	0.2	-0.6	3.0	
Other support activities for air transport	488190		5.7	0.2	0.3	0.2	-0.6	3.0	
Primary services		488190-P	5.5	0.3	0.4	0.0	-0.4	2.9	
Other air transportation support activities		488190-5	5.5	0.3	0.4	0.0	-0.4	2.9	
Water transportation support activities	4883		3.9	-0.2	0.9	0.4	0.0	1.3	
Port and harbor operations	48831		3.4	-0.6	1.5	1.7	-0.1	0.4	
Port and harbor operations	488310		3.4	-0.6	1.5	1.7	-0.1	0.4	
Primary services		488310-P	3.4	-0.6	1.5	1.6	-0.1	0.5	
Port and harbor services		488310-1	3.4	-0.6	1.5	1.6	-0.1	0.5	
Marine cargo handling	48832		0.4	0.0	0.4	0.0	0.0	0.0	
Marine cargo handling	488320		0.4	0.0	0.4	0.0	0.0	0.0	
Primary services		488320-P	0.4	0.0	0.5	0.0	0.0	0.0	
Movement of containers		488320-8	0.6	0.1	0.5	0.0	0.0	0.0	
Other marine cargo handling		488320-9	-0.9	-0.7	-0.2	0.1	-0.1	0.0	
Navigational services to shipping	48833		14.2	-0.3	1.5	0.1	-0.1	4.9	
Navigational services to shipping	488330		14.2	-0.3	1.5	0.1	-0.1	4.9	
Primary services		488330-P	14.4	-0.3	1.6	0.1	-0.1	4.9	
Navigational services to shipping and salvage		488330-1	14.4	-0.3	1.6	0.1	-0.1	4.9	
Freight transportation arrangement	4885		-21.1	-8.9	4.6	-10.8	1.1	-4.4	
Freight transportation arrangement	48851		-21.1	-8.9	4.6	-10.8	1.1	-4.4	
Freight transportation arrangement	488510		-21.1	-8.9	4.6	-10.8	1.1	-4.4	
Primary services		488510-P	-21.8	-9.1	4.7	-11.1	1.1	-4.8	
Freight forwarding		488510-1	-1.6	-0.1	0.0	-3.4	0.0	0.0	
Arrangement of freight and cargo n.e.c.		488510-2	-31.9	-14.0	7.7	-15.6	1.8	-8.0	

See footnotes at end of table.

Table 12. Producer price index percentage changes for the net output of selected industries and their products, not seasonally adjusted — Continued
 [January 2023]

Title ¹	Industry code	Product code	Unadjusted 12-month percent change ²	Unadjusted 1-month percent change ²				
				Jan. 2022 to Jan. 2023 ^P	Aug. to Sept.	Sept. to Oct. ^P	Oct. to Nov. ^P	Nov. to Dec. ^P
Freight transportation arrangement - Continued								
U.S. Postal Service.....	491		10.0	0.0	0.9	0.0	0.0	4.0
U.S. Postal Service.....	4911		10.0	0.0	0.9	0.0	0.0	4.0
U.S. Postal Service.....	49111		10.0	0.0	0.9	0.0	0.0	4.0
U.S. Postal Service.....	491110		10.0	0.0	0.9	0.0	0.0	4.0
Primary services.....		491110-P	10.0	0.0	0.9	0.0	0.0	4.0
Mailing services (market dominant services).....		491110-7	11.0	0.0	0.1	0.0	0.0	4.5
First class mail.....		491110-71	10.1	0.0	0.2	0.0	0.0	4.1
Retail letters.....		491110-711	8.9	0.0	0.0	0.0	0.0	4.9
Commercial letters.....		491110-712	10.2	0.0	0.0	0.0	0.0	3.4
Retail and commercial flats.....		491110-713	13.9	0.0	0.0	0.0	0.0	4.7
Other first class mail and fees.....		491110-714	11.3	0.0	2.3	0.0	0.0	4.3
Periodicals mail.....		491110-72	12.3	0.0	0.0	0.0	0.0	3.6
Outside county.....		491110-721	12.3	0.0	0.0	0.0	0.0	3.6
Other periodicals mail and fees.....		491110-722	12.0	0.0	0.0	0.0	0.0	5.4
Standard class mail.....		491110-73	12.1	0.0	0.0	0.0	0.0	5.2
High density and saturation flats and parcels.....		491110-731	11.0	0.0	0.0	0.0	0.0	5.2
Carrier route basic mail.....		491110-732	16.2	0.0	0.0	0.0	0.0	8.4
Bulk letters.....		491110-733	9.3	0.0	0.0	0.0	0.0	3.2
Bulk flats.....		491110-734	13.5	0.0	0.0	0.0	0.0	6.2
Other standard mail and fees.....		491110-735	23.2	0.0	0.0	0.0	0.0	13.0
Package services mail.....		491110-74	11.9	0.0	0.0	0.0	0.0	3.7
Special services and fees.....		491110-75	11.6	0.0	0.0	0.0	0.0	4.4
Shipping services (competitive services).....		491110-8	7.1	0.0	3.9	0.0	0.0	3.0
Domestic priority mail.....		491110-81	5.5	0.0	5.9	0.0	0.0	-0.4
Other shipping services and shipping special services & fees.....		491110-82	7.7	0.0	1.9	0.0	0.0	5.5
Couriers and messengers.....	492		10.3	0.1	-0.4	0.7	-1.2	7.1
Couriers and express delivery services.....	4921		10.4	0.1	-0.4	0.6	-1.3	7.6
Couriers and express delivery services.....	49211		10.4	0.1	-0.4	0.6	-1.3	7.6
Couriers and express delivery services.....	492110		10.4	0.1	-0.4	0.6	-1.3	7.6
Primary services.....		492110-P	10.4	0.1	-0.4	0.6	-1.3	7.6
Standard courier services.....		492110-1	9.2	0.0	-0.2	0.4	-0.3	7.2
Expedited courier services.....		492110-2	12.9	0.3	-0.6	1.0	-3.2	8.3
Domestic expedited courier services.....		492110-201	13.4	0.3	-0.6	1.0	-3.2	8.7
International expedited courier services.....		492110-202	11.9	0.3	-0.6	1.0	-3.2	7.3
Local messengers and local delivery.....	4922		8.9	0.2	0.1	2.0	0.7	0.0
Local messengers and local delivery.....	49221		8.9	0.2	0.1	2.0	0.7	0.0
Local messengers and local delivery.....	492210		8.9	0.2	0.1	2.0	0.7	0.0
Primary services.....		492210-P	8.9	0.2	0.1	2.0	0.7	0.0
Local messengers and local delivery services.....		492210-1	8.9	0.2	0.1	2.0	0.7	0.0
Warehousing and storage.....	493		13.0	6.6	0.0	-0.4	6.1	2.3
Warehousing and storage.....	4931		13.0	6.6	0.0	-0.4	6.1	2.3
General warehousing and storage.....	49311		14.2	8.3	0.1	-0.5	7.6	2.4
General warehousing and storage.....	493110		14.2	8.3	0.1	-0.5	7.6	2.4
Primary services.....		493110-P	14.2	8.3	0.1	-0.5	7.6	2.4
General warehousing and storage services.....		493110-1	14.2	8.3	0.1	-0.5	7.6	2.4
Refrigerated warehousing and storage.....	49312		8.4	0.2	-0.3	0.0	0.9	1.9
Refrigerated warehousing and storage.....	493120		8.4	0.2	-0.3	0.0	0.9	1.9
Primary services.....		493120-P	8.4	0.2	-0.3	0.0	0.9	1.9
Warehousing and storage of refrigerated goods.....		493120-2	8.4	0.2	-0.3	0.0	0.9	1.9
Farm product warehousing and storage.....	49313		8.6	1.1	0.0	0.0	0.0	0.0
Farm product warehousing and storage.....	493130		8.6	1.1	0.0	0.0	0.0	0.0
Primary services.....		493130-P	8.5	1.1	0.0	0.0	0.0	0.0
Farm product warehousing and storage services.....		493130-1	8.5	1.1	0.0	0.0	0.0	0.0
Publishing industries.....	513		-	-	-	-	-	1.1
Newspaper, book, and directory publishers.....	5131		-	-	-	-	-	0.8
Newspaper publishers.....	51311		-	-	-	-	-	-0.6

See footnotes at end of table.

Table 12. Producer price index percentage changes for the net output of selected industries and their products, not seasonally adjusted — Continued
 [January 2023]

Title ¹	Industry code	Product code	Unadjusted 12-month percent change ²	Unadjusted 1-month percent change ²					
			Jan. 2022 to Jan. 2023 ^P	Aug. to Sept.	Sept. to Oct. ^P	Oct. to Nov. ^P	Nov. to Dec. ^P	Dec. to Jan. ^P	
Newspaper publishers - Continued									
Newspaper publishers.....	513110		-	-	-	-	-	-	-0.6
Primary services.....		513110-P	-	-	-	-	-	-	-0.6
Newspaper publishing.....		513110-1	-	-	-	-	-	-	-0.6
Newspaper publishing from print publishers.....		513110-11	2.3	4.2	0.7	-0.7	1.7	-0.6	
Newspaper advertising sales.....		513110-111	-3.4	-1.3	1.3	-0.8	2.2	-1.8	
Newspaper advertising sales, print only.....		513110-1111	-5.6	-1.5	1.5	-0.9	2.7	-2.9	
Newspaper advertising sales, digital only and print and digital bundled.....		513110-1112	7.4	0.0	0.0	0.0	0.0	3.5	
Newspaper subscription and single copy sales.....		513110-112	8.7	11.1	0.0	-0.5	1.1	0.0	
Newspaper subscriptions, print only.....		513110-1121	9.1	12.4	0.0	-0.6	1.3	0.0	
Newspaper subscriptions, online only and print and online bundled.....		513110-1122	5.2	0.3	0.3	0.3	0.1	0.0	
Periodical publishers.....	51312		-	-	-	-	-	2.0	
Periodical publishers.....	513120		-	-	-	-	-	2.0	
Primary services.....		513120-P	-	-	-	-	-	1.9	
Periodical publishing.....		513120-1	-	-	-	-	-	1.9	
Periodical publishing from print publishers.....		513120-11	-0.7	0.0	0.0	-2.7	0.0	1.9	
Periodicals, advertising sales.....		513120-111	3.4	0.0	0.0	0.0	0.0	3.4	
Specialized business and professional periodicals, advertising sales.....		513120-1111	9.6	0.0	0.0	0.0	0.0	9.0	
General and consumer periodicals, advertising sales.....		513120-1112	2.2	0.0	0.0	0.0	0.0	2.2	
Periodicals, subscriptions and single copy sales.....		513120-112	-7.4	0.0	0.0	-7.6	0.0	0.1	
Specialized business and professional periodicals, subscriptions and single copy sales.....		513120-1121	1.5	0.0	0.0	0.6	0.0	0.6	
General and consumer periodicals, subscriptions and single copy sales.....		513120-1122	-	0.0	0.0	-10.5	0.0	-	
Book publishers.....	51313		-	-	-	-	-	0.7	
Book publishers.....	513130		-	-	-	-	-	0.7	
Primary services.....		513130-P	-	-	-	-	-	0.8	
Book publishing from print publishers.....		513130-1	6.7	-0.9	1.4	-0.7	1.4	0.8	
Print book publishing.....		513130-101	7.2	-0.6	1.7	-1.1	1.4	0.8	
General adult and juvenile book publishing.....		513130-1011	2.0	-0.7	-0.3	0.6	-0.4	1.4	
General adult book publishing.....		513130-10111	1.3	-0.9	-0.3	1.1	-0.4	1.6	
Juvenile book publishing.....		513130-10112	4.5	0.0	-0.1	-0.8	-0.2	1.2	
Textbook publishing, including teachers' editions and workbooks.....		513130-1012	11.5	-1.2	4.4	-2.8	4.5	0.8	
College textbook publishing.....		513130-10121	11.4	-3.8	1.8	-9.6	16.4	2.7	
Elementary and high school textbook publishing.....		513130-10122	11.8	0.0	5.6	0.0	0.0	0.0	
Technical, scientific, and professional book publishing.....		513130-1013	5.8	0.0	0.0	0.0	0.0	0.3	
General reference book publishing.....		513130-1014	6.2	0.1	2.0	-3.9	1.1	0.3	
Religious book publishing.....		513130-1015	10.0	-2.3	4.7	-3.7	-0.4	0.7	
Directory and mailing list publishers.....	51314		-	-	-	-	-	2.0	
Directory and mailing list publishers.....	513140		-	-	-	-	-	1.9	
Primary services.....		513140-P	-	-	-	-	-	1.6	
Directory and mailing list publishing.....		513140-1	-	-	-	-	-	1.6	
Directory and mailing list publishing from print publishers.....		513140-11	10.0	3.3	0.2	-0.6	0.2	6.5	
Directory and mailing list publishing from print - ad sales incl. phone directory listings.....		513140-111	9.8	4.2	0.0	0.0	0.0	5.3	
Directory and mailing list publishing from print - subscription, content, and licensing sales.....		513140-112	7.3	0.2	0.7	-3.0	1.1	7.3	
Directory and mailing list publishing from Internet publishers.....		513140-12	-	-	-	-	-	0.1	
Other publishers.....	51319		-	-	-	-	-	1.1	
Greeting card publishers.....	513191		-	-	-	-	-	0.2	
Primary services.....		513191-P	-	-	-	-	-	0.1	
Greeting card publishing.....		513191-1	-	-	-	-	-	0.1	
Greeting card publishing from print publishers.....		513191-101	8.4	1.5	-0.2	0.1	0.1	0.1	
All other publishers.....	513199		-	-	-	-	-	4.1	
Primary services.....		513199-P	-	-	-	-	-	4.9	
All other publishing including yearbooks, art prints, patterns, and trading cards.....		513199-1	-	-	-	-	-	4.9	
All other publishing including yearbooks, art prints, patterns, and trading cards, from print.....		513199-11	3.8	0.3	0.0	0.1	0.1	4.9	
Other receipts.....		513199-SM	-	0.0	0.0	0.0	0.0	0.0	
Software publishers.....	5132		-0.8	0.9	-0.9	-1.7	0.4	1.3	
Software publishers.....	51321		-0.8	0.9	-0.9	-1.7	0.4	1.3	
Software publishers.....	513210		-0.8	0.9	-0.9	-1.7	0.4	1.3	
Primary services.....		513210-P	-0.8	1.0	-1.1	-2.0	0.4	1.4	

See footnotes at end of table.

Table 12. Producer price index percentage changes for the net output of selected industries and their products, not seasonally adjusted — Continued
 [January 2023]

Title ¹	Industry code	Product code	Unadjusted 12-month percent change ²	Unadjusted 1-month percent change ²				
			Jan. 2022 to Jan. 2023 ^P	Aug. to Sept.	Sept. to Oct. ^P	Oct. to Nov. ^P	Nov. to Dec. ^P	Dec. to Jan. ^P
Software publishers - Continued								
Software publishing, except games.....		513210-5	-0.7	1.2	-1.2	-2.0	0.4	1.6
System & application software publishing, excluding maintenance, tech support & games.....		513210-505	—	1.5	-0.7	-2.3	0.5	1.7
System software publishing.....		513210-50501	—	-0.3	-0.5	-1.1	0.5	2.0
Application software publishing.....		513210-50502	-1.2	2.4	-0.8	-3.0	0.5	1.4
Desktop and portable device application software publishing.....		513210-505021	6.7	6.0	-2.7	-2.0	0.8	3.1
Other application software publishing.....		513210-505022	-6.9	-0.6	0.8	-3.8	0.3	0.3
Software maintenance, technical support, and other services related to software publishing.....		513210-506	-0.7	0.1	-3.5	-0.3	-0.1	0.2
Game software publishing.....		513210-7	-1.0	-2.2	1.1	-2.6	1.0	-1.3
Other receipts.....		513210-SM	—	0.2	-0.2	-0.3	0.0	0.0
Broadcasting, except Internet.....	516		-0.8	0.5	4.0	2.6	-3.1	-3.5
Radio and television broadcasting.....	5161		2.7	3.2	9.5	1.3	-9.0	-6.6
Radio broadcasting.....	51611		-7.5	3.6	-0.9	1.6	-2.8	-12.1
Radio broadcasting stations.....	516110		-7.5	3.6	-0.9	1.6	-2.8	-12.1
Primary services.....		516110-P	-7.3	3.9	-1.0	1.8	-3.1	-12.3
Radio station services.....		516110-1	-5.5	5.3	-1.3	2.3	-4.1	-12.3
Radio station advertising sales.....		516110-101	-6.8	6.2	-1.5	2.7	-4.8	-14.7
Radio station advertising sales, local.....		516110-10101	-2.4	6.3	-2.4	2.7	-2.4	-10.3
Radio station advertising sales, national and regional.....		516110-10102	-17.3	6.2	1.0	2.9	-11.1	-25.2
Other radio station services.....		516110-102	0.0	0.0	0.0	0.0	0.0	0.0
Other receipts.....		516110-SM	0.8	0.0	0.0	0.0	0.0	0.1
Television broadcasting.....	51612		4.0	3.4	13.2	1.2	-11.8	-5.2
Television broadcasting stations.....	516120		3.9	3.4	13.2	1.2	-11.8	-5.2
Primary services.....		516120-P	-5.6	4.3	11.0	1.5	-14.1	-4.9
Television station advertising sales.....		516120-3	-8.4	5.2	13.3	1.8	-16.7	-7.6
Other television station broadcasting services.....		516120-4	0.0	0.0	0.0	0.0	0.0	0.0
Other receipts.....		516120-SM	71.7	-1.1	21.0	0.0	0.0	-1.2
Cable and other subscription programming.....	5162		-2.7	-0.9	1.1	3.4	0.1	-2.2
Cable and other subscription programming.....	51621		-2.7	-0.9	1.1	3.4	0.1	-2.2
Media streaming dist svcs, social networks, and other media networks and content providers.....	516210		-2.7	-0.9	1.1	3.4	0.1	-2.2
Primary services.....		516210-P	-2.8	-0.9	1.1	3.4	0.1	-2.2
Cable networks.....		516210-1	-3.8	-0.9	1.1	3.4	0.1	-3.2
Cable network advertising services.....		516210-11	-9.0	-3.4	4.4	12.9	0.5	-3.8
Cable network programming services.....		516210-12	3.3	0.0	0.0	0.0	0.0	1.7
Radio network and national syndication services.....		516210-3	-0.1	0.0	0.0	0.0	0.0	0.0
Telecommunications.....	517		4.7	0.8	0.4	-0.1	0.1	1.3
Wired and wireless telecommunications carriers.....	5173		4.7	0.8	0.4	-0.1	0.1	1.3
Wired and wireless telecommunications carriers.....	51731		4.7	0.8	0.4	-0.1	0.1	1.3
Wired telecommunications carriers.....	517311		6.5	1.2	0.6	0.0	0.2	2.2
Primary products.....		517311-P	6.5	1.2	0.6	0.0	0.2	2.2
Local telephone service, except private lines.....		517311-1	2.1	0.9	0.0	-0.1	0.0	-0.5
Residence local telephone service.....		517311-111	3.1	1.6	0.4	0.0	0.0	0.0
Business and other local telephone service.....		517311-112	0.3	-0.2	-0.6	-0.2	0.1	-1.6
Public switched toll service.....		517311-2	5.8	2.8	1.1	0.6	0.3	0.5
Residence switched toll service.....		517311-21	5.6	4.0	0.5	0.3	-0.1	0.1
Business switched toll and other toll service.....		517311-22	5.8	0.9	2.0	1.1	1.0	0.8
Private line telephone service.....		517311-3	1.1	-0.1	-0.2	0.1	0.2	-0.1
All-distance telephone service.....		517311-4	0.6	0.0	0.1	0.2	-0.2	0.3
Residential all-distance telephone service.....		517311-401	—	0.2	0.3	0.1	0.1	0.3
Business all-distance telephone service.....		517311-402	—	-0.2	-0.2	0.3	-0.5	0.4
Video programming distribution.....		517311-5	8.3	1.3	0.4	0.5	1.3	1.1
Video programming subscriber services.....		517311-501	9.0	1.4	0.4	0.5	1.4	1.2
Advertising services.....		517311-502	0.0	0.0	0.0	0.0	0.0	0.0
Internet access services.....		517311-6	-1.1	0.2	-0.1	-0.6	-0.2	0.6
Residential Internet access services.....		517311-601	-0.7	0.4	-0.3	0.4	0.0	0.6
Business Internet access services.....		517311-602	-1.5	0.0	0.1	-1.4	-0.5	0.6
Bundled access services.....		517311-7	10.1	1.6	1.1	-0.3	-0.2	4.8
Other wired telecommunications services.....		517311-9	0.0	0.0	0.0	0.0	0.0	0.0

See footnotes at end of table.

Table 12. Producer price index percentage changes for the net output of selected industries and their products, not seasonally adjusted — Continued
 [January 2023]

Title ¹	Industry code	Product code	Unadjusted 12-month percent change ²	Unadjusted 1-month percent change ²				
				Jan. 2022 to Jan. 2023 ^P	Aug. to Sept.	Sept. to Oct. ^P	Oct. to Nov. ^P	Nov. to Dec. ^P
Wired telecommunications carriers - Continued								
Wireless telecommunications carriers.....	517312		1.6	0.0	0.0	-0.4	0.0	0.0
Primary services.....		517312-P	1.6	0.0	0.0	-0.4	0.0	0.0
Wireless telecommunications services.....		517312-1	1.6	0.0	0.0	-0.4	0.0	0.0
Data processing and related services.....	5182		1.5	-0.1	0.1	0.0	0.0	0.0
Data processing and related services.....	51821		1.5	-0.1	0.1	0.0	0.0	0.0
Data processing, hosting and related services.....	518210		1.5	-0.1	0.1	0.0	0.0	0.0
Primary services.....		518210-P	-0.9	-0.2	0.1	0.0	0.0	0.0
Business process management services.....		518210-1	0.2	0.0	0.0	0.1	0.0	0.0
Data management, information transformation, and related services.....		518210-4	0.2	0.0	0.0	0.0	0.0	0.0
Hosting, ASP, and other IT infrastructure provisioning services.....		518210-5	-1.8	-0.3	0.3	0.0	0.1	0.0
Other receipts.....		518210-SM	7.7	0.0	0.0	0.0	0.0	0.0
Depository credit intermediation.....	5221		29.1	3.4	0.2	5.9	1.3	5.3
Commercial banking.....	52211		30.8	3.7	0.4	6.3	1.3	5.5
Commercial banking.....	522110		30.8	3.7	0.4	6.3	1.3	5.5
Primary services.....		522110-P	30.8	3.7	0.4	6.3	1.3	5.5
Loan services.....		522110-1	43.5	3.6	0.4	9.4	-3.6	9.0
Residential real estate loans, except home equity.....		522110-101	-10.0	-2.3	0.7	2.3	-12.4	-0.4
Nonresidential real estate loans.....		522110-102	86.9	7.5	0.8	14.8	-0.6	12.2
Home equity loans.....		522110-103	32.0	4.4	-4.8	8.7	-0.6	4.2
Commercial, industrial, and agricultural loans, except real estate.....		522110-105	82.7	6.1	2.4	12.4	-2.1	11.7
New and used auto and truck loans.....		522110-106	-4.7	-1.3	-2.4	12.3	-17.4	7.4
Credit cards, overdraft credit, and related plans.....		522110-107	21.3	2.3	-0.3	4.5	0.8	5.9
Other loan services.....		522110-108	6.9	-1.4	-1.3	0.9	-2.0	3.2
Deposit services.....		522110-2	11.5	4.9	0.3	-0.5	16.3	-1.9
Demand deposits.....		522110-201	9.8	2.7	0.4	0.5	13.4	-1.1
Time and other deposits.....		522110-202	12.9	6.6	0.3	-1.2	18.6	-2.5
Trust services.....		522110-3	-12.3	0.2	0.0	-5.4	0.1	0.1
Other banking services.....		522110-4	-1.7	-0.2	0.0	0.0	0.0	0.0
Savings institutions.....	52218		6.1	-1.5	-2.1	-0.3	1.8	2.8
Savings institutions and other depository credit intermediation.....	522180		6.1	-1.5	-2.1	-0.3	1.8	2.8
Primary services.....		522180-P	6.1	-1.5	-2.1	-0.3	1.8	2.8
Loan services.....		522180-1	10.7	-0.5	0.0	2.6	-4.1	5.5
Residential real estate loans, except home equity.....		522180-101	-5.5	-2.5	-0.8	-0.3	-5.0	1.5
Nonresidential real estate loans.....		522180-102	25.9	0.6	0.9	8.8	-6.6	5.4
Home equity loans.....		522180-103	47.2	5.2	-0.8	7.1	-6.1	11.8
Commercial, industrial, and agricultural loans, except real estate.....		522180-105	60.2	5.7	4.5	3.8	5.5	7.8
New and used auto and truck loans.....		522180-106	3.2	0.1	-2.6	4.4	-2.1	6.3
Credit cards, overdraft credit, and related plans.....		522180-109	21.2	0.6	0.4	6.6	-3.3	3.4
Other loan services.....		522180-111	9.4	0.0	1.6	-1.4	-0.8	6.3
Deposit services.....		522180-2	-1.9	-3.4	-5.7	-5.5	13.3	-2.4
Demand deposits.....		522180-201	22.6	-1.3	1.1	-1.0	16.6	0.8
Time and other deposits.....		522180-202	-7.2	-3.9	-7.3	-6.6	12.4	-3.1
Trusts and other banking services.....		522180-3	8.0	4.4	0.0	0.0	0.0	2.1
Security, commodity contracts and like activity.....	523		3.0	1.1	1.4	5.6	-0.6	2.5
Securities and commodity contracts intermediation and brokerage.....	5231		39.3	1.2	7.7	11.0	-1.0	2.8
Investment banking and securities intermediation.....	52315		-	-	-	-	-	2.8
Investment banking and securities intermediation.....	523150		-	-	-	-	-	2.8
Primary services.....		523150-P	-	-	-	-	-	2.8
Securities brokerage.....		523150-1	54.3	0.0	6.5	13.0	1.1	0.5
Brokerage services.....		523150-101	-4.4	0.1	-1.2	-1.1	4.6	-2.8
Brokerage services, equities and ETFs.....		523150-1011	-9.3	0.2	-1.9	-1.8	7.5	-6.9
Brokerage services, all other securities.....		523150-1012	-0.2	0.0	-0.1	0.0	0.1	0.1
Other securities related services including margin lending and mutual fund sales.....		523150-102	91.6	-0.1	9.7	18.1	0.0	2.2
Investment banking and securities dealing.....		523150-2	32.2	2.0	8.3	9.9	-2.3	4.5
Dealer transactions.....		523150-201	-26.0	-4.1	8.1	6.0	-7.9	-2.5
Dealer transactions, equity securities.....		523150-2011	-36.8	-3.4	13.1	6.9	-11.2	-2.1
Dealer transactions, debt securities and all other trading.....		523150-2012	11.3	-5.3	-1.1	4.0	-0.6	-2.9
Investment banking services.....		523150-202	-13.0	5.8	0.1	-1.6	-1.5	0.3
Other securities dealing services.....		523150-203	5,510.9	-0.3	27.2	33.2	0.3	13.3

See footnotes at end of table.

Table 12. Producer price index percentage changes for the net output of selected industries and their products, not seasonally adjusted — Continued
 [January 2023]

Title ¹	Industry code	Product code	Unadjusted 12-month percent change ²	Unadjusted 1-month percent change ²				
				Jan. 2022 to Jan. 2023 ^P	Aug. to Sept.	Sept. to Oct. ^P	Oct. to Nov. ^P	Nov. to Dec. ^P
Investment banking and securities intermediation - Continued								
Portfolio management and investment advice.....	52394		-	-	-	-	-	2.2
Portfolio management and investment advice.....	523940		-	-	-	-	-	2.2
Primary services.....		523940-P	-	-	-	-	-	2.2
Portfolio management.....		523940-1	-12.9	1.6	-1.8	1.3	-0.9	3.4
Mutual fund and exchange traded fund management.....		523940-11	-16.1	4.4	-1.3	2.0	-3.2	4.1
Management of equity funds.....		523940-1101	-22.1	7.7	-1.6	3.3	-5.8	6.1
Management of bond funds.....		523940-1102	-8.7	-1.0	-2.0	-0.2	1.9	0.2
Management of other funds.....		523940-1103	-1.6	0.2	-0.1	0.2	0.1	-0.2
Private portfolio management.....		523940-12	-10.1	-0.6	-2.1	0.6	0.9	3.0
Management of equity private portfolios.....		523940-1201	-18.3	-0.6	-6.4	1.5	1.8	6.1
Management of bond private portfolios.....		523940-1202	-2.6	-0.5	-0.9	-0.2	0.2	1.2
Management of other private portfolios.....		523940-1203	-1.4	-0.5	4.1	-0.1	0.0	-2.6
Investment advice.....		523940-2	-19.5	-3.1	-7.8	6.1	3.9	-5.3
Investment advisory services.....		523940-21	-19.5	-3.1	-7.8	6.1	3.9	-5.3
Insurance carriers and related activities.....	524		2.0	0.2	0.1	0.0	0.4	0.7
Insurance carriers.....	5241		2.1	0.2	0.1	0.0	0.4	0.7
Direct life/health/medical insurance carriers.....	52411		0.5	0.1	0.1	-0.1	0.0	0.5
Direct life insurance carriers.....	524113		1.1	0.2	0.0	0.1	-0.1	0.2
Primary services.....		524113-P	1.1	0.2	0.0	0.1	-0.1	0.2
Life insurance policies.....		524113-1	1.9	0.1	0.1	0.1	-0.1	0.3
Individual life insurance policies.....		524113-101	1.4	0.1	0.0	0.0	0.0	0.0
Term life insurance policies.....		524113-10101	-0.8	0.4	0.0	-0.1	0.0	0.0
Whole life insurance policies.....		524113-10102	2.7	0.0	0.0	0.1	0.0	0.0
Universal life insurance policies.....		524113-10103	1.6	0.0	0.0	0.0	0.0	0.2
Variable-universal and other individual life insurance policies.....		524113-10105	0.0	0.0	0.0	0.0	0.0	0.0
Group life insurance policies.....		524113-102	3.6	0.0	0.2	0.5	-0.5	1.1
Annuities.....		524113-2	-1.2	0.5	-0.3	0.0	0.0	-0.4
Variable deferred annuities.....		524113-201	-0.5	0.0	-0.6	0.0	0.0	0.2
Fixed-rate deferred annuities.....		524113-202	1.5	2.2	0.4	0.0	0.0	-0.4
Immediate annuities.....		524113-203	-15.0	-1.2	-0.3	-0.7	-0.5	-3.8
Disability insurance policies.....		524113-3	-0.3	0.0	0.0	0.0	0.0	0.0
Direct health and medical insurance carriers.....	524114		0.4	0.0	0.1	-0.1	0.1	0.7
Primary services.....		524114-P	0.4	0.0	0.1	-0.1	0.1	0.7
Medical service plans.....		524114-1	0.4	0.0	0.1	-0.1	0.1	0.7
Comprehensive medical service plans.....		524114-101	0.7	0.0	0.2	-0.1	0.1	1.2
Group managed care medical service plans.....		524114-10101	0.7	0.0	0.2	-0.2	0.1	1.5
Group fee-for-service medical service plans.....		524114-10102	0.5	0.0	0.0	0.0	0.0	0.0
Individual comprehensive medical service plans.....		524114-10103	1.3	0.0	0.0	0.0	0.0	1.3
Non-comprehensive medical service plans.....		524114-103	1.0	0.2	0.0	0.0	0.0	0.2
Dental service plans.....		524114-10301	0.0	0.1	0.0	0.0	0.0	0.1
Supplemental Medicare service plans.....		524114-10302	3.1	0.5	0.0	0.0	0.0	0.7
Other medical service plans.....		524114-10303	0.0	0.0	0.0	0.0	0.0	0.0
Indemnity health insurance plans.....		524114-2	0.0	0.0	0.0	0.0	0.0	0.0
Other direct insurance carriers.....	52412		5.3	0.5	0.1	0.1	1.2	1.0
Direct property and casualty insurers.....	524126		5.3	0.5	0.1	0.1	1.2	1.0
Primary services.....		524126-P	5.3	0.5	0.1	0.1	1.2	1.0
Private passenger auto insurance.....		524126-1	9.2	0.2	0.6	0.1	1.8	2.0
Homeowner's insurance.....		524126-2	1.9	0.6	-0.9	0.3	0.5	0.0
Commercial auto insurance.....		524126-3	2.7	1.1	-0.1	0.2	0.2	-0.2
Non-auto liability insurance.....		524126-4	1.0	0.1	-0.4	0.0	0.1	0.4
Medical malpractice insurance.....		524126-402	-1.1	0.0	-2.8	0.0	0.0	1.7
Product and other non-auto liability insurance.....		524126-403	1.6	0.1	0.1	0.0	0.1	0.2
Commercial multiple peril insurance.....		524126-5	7.1	1.7	0.0	0.2	3.7	0.5
Worker's compensation insurance.....		524126-6	1.7	1.6	0.5	-1.0	0.0	0.1
Other property and casualty insurance.....		524126-7	1.0	0.1	-0.1	0.2	0.0	0.1
Insurance agencies and brokerages.....	52421		0.4	0.0	0.0	0.0	0.1	0.2
Insurance agencies and brokerages.....	524210		0.4	0.0	0.0	0.0	0.1	0.2
Primary services.....		524210-P	0.5	0.0	0.0	0.0	0.1	0.2
Sale of property and casualty insurance.....		524210-1	0.6	0.1	0.0	0.0	0.1	0.3
Sale of personal property and casualty insurance.....		524210-101	0.5	0.0	0.0	0.0	0.2	0.0
Sale of private passenger auto insurance.....		524210-10101	0.9	0.1	0.0	0.0	0.3	0.0

See footnotes at end of table.

Table 12. Producer price index percentage changes for the net output of selected industries and their products, not seasonally adjusted — Continued
 [January 2023]

Title ¹	Industry code	Product code	Unadjusted 12-month percent change ²	Unadjusted 1-month percent change ²				
				Jan. 2022 to Jan. 2023 ^P	Aug. to Sept.	Sept. to Oct. ^P	Oct. to Nov. ^P	Nov. to Dec. ^P
Insurance agencies and brokerages - Continued								
Sale of homeowner's insurance.....		524210-10102	-0.5	0.0	0.0	0.0	0.0	0.0
Sale of other personal property and casualty insurance.....		524210-10103	-0.1	0.0	0.0	0.0	0.2	0.1
Sale of commercial property and casualty insurance.....		524210-102	0.8	0.1	0.0	0.0	0.0	0.6
Sale of life insurance and annuities.....		524210-2	0.6	0.0	0.0	0.0	0.0	0.0
Sale of health and medical insurance.....		524210-3	0.1	0.0	0.0	0.0	0.0	0.0
Sale of other insurance.....		524210-4	0.0	0.0	0.0	0.0	0.0	0.0
Lessors of nonresidential buildings (except miniwarehouses).....	53112		2.3	1.4	-1.9	-0.6	1.3	0.1
Lessors of nonresidential buildings.....	531120		2.3	1.4	-1.9	-0.6	1.3	0.1
Primary services.....		531120-P	2.3	1.4	-1.9	-0.6	1.3	0.1
Leasing of shopping centers and retail stores.....		531120-1	3.5	4.2	-2.7	-2.7	4.0	0.3
Leasing of professional and office buildings.....		531120-2	3.2	-0.6	-0.2	0.3	-0.7	1.4
Leasing of manufacturing and industrial buildings.....		531120-3	4.1	-0.1	0.0	0.0	0.8	1.4
Leasing of other nonresidential buildings and facilities.....		531120-7	-5.6	2.7	-10.8	3.3	1.1	-5.3
Lessors of miniwarehouse and self storage units.....	53113		14.7	1.5	0.8	0.3	-0.1	0.3
Miniwarehouse and self-storage unit operators.....	531130		14.7	1.5	0.8	0.3	-0.1	0.3
Primary services.....		531130-P	14.8	1.5	0.8	0.3	-0.1	0.3
Miniwarehouse and self-storage unit operation.....		531130-1	14.8	1.5	0.8	0.3	-0.1	0.3
Offices of real estate agents and brokers.....	5312		3.6	0.1	-0.3	-0.3	0.4	-0.6
Offices of real estate agents and brokers.....	53121		3.6	0.1	-0.3	-0.3	0.4	-0.6
Offices of real estate agents and brokers.....	531210		3.6	0.1	-0.3	-0.3	0.4	-0.6
Primary services.....		531210-P	3.6	0.1	-0.3	-0.3	0.4	-0.6
Real estate brokerage, residential property sales and leases.....		531210-1	3.3	0.1	-0.4	-0.4	-0.3	-0.6
Real estate brokerage, nonresidential property sales and leases including land sales and leases.....		531210-6	5.3	0.1	0.0	0.2	3.7	-0.6
Real estate brokerage, nonresidential property sales including land sales.....		531210-601	2.7	0.1	-0.1	0.4	0.4	-1.0
Real estate brokerage, nonresidential property leases including land leases.....		531210-602	8.6	0.0	0.2	-0.1	7.6	0.2
Real estate property managers.....	53131		3.2	0.1	1.3	0.4	-0.9	0.7
Residential property managers.....	531311		1.2	-0.2	0.2	0.6	-1.4	0.8
Primary services.....		531311-P	1.2	-0.2	0.2	0.6	-1.4	0.8
Residential property management services.....		531311-1	1.2	-0.2	0.2	0.6	-1.4	0.8
Nonresidential property managers.....	531312		7.9	0.7	4.0	0.1	0.4	0.6
Primary services.....		531312-P	7.9	0.7	4.0	0.1	0.4	0.6
Nonresidential property management services.....		531312-1	7.9	0.7	4.0	0.1	0.4	0.6
Offices of real estate appraisers.....	531320		5.3	-0.4	0.1	-0.8	-0.4	2.1
Primary services.....		531320-P	5.3	-0.4	0.1	-0.8	-0.4	2.1
Real estate appraisal services.....		531320-1	5.3	-0.4	0.1	-0.8	-0.4	2.1
Automotive equipment rental and leasing.....	5321		2.3	-5.4	3.9	-4.8	-1.9	-2.1
Passenger car rental and leasing.....	53211		1.3	-7.5	5.6	-7.0	-2.7	-3.2
Passenger car rental.....	532111		1.3	-7.5	5.6	-7.0	-2.7	-3.2
Primary services.....		532111-P	1.3	-7.5	5.6	-7.0	-2.7	-3.2
Standard passenger car rental.....		532111-2	0.2	-9.9	7.4	-9.0	-3.7	-4.2
Passenger car rental for business travel.....		532111-211	3.9	-4.7	1.3	-5.6	0.6	-3.0
Passenger car rental for leisure travel.....		532111-221	-1.2	-11.8	9.8	-10.2	-5.4	-4.6
Replacement passenger car rental.....		532111-3	4.6	0.8	0.2	-0.4	0.2	-0.2
Truck, utility trailer and RV rental and leasing.....	53212		4.2	-0.4	0.2	0.1	0.0	0.0
Truck, utility trailer, and RV rental and leasing.....	532120		4.2	-0.4	0.2	0.1	0.0	0.0
Primary services.....		532120-P	4.8	-0.4	0.2	0.1	0.3	0.0
Rental of trucks, truck trailers, RVs.....		532120-1	5.8	-1.3	0.5	-0.1	-0.3	0.0
Leasing of trucks, truck trailers, and RVs.....		532120-4	4.2	0.2	0.0	0.2	0.8	0.0
Other receipts.....		532120-SM	0.3	-0.1	0.2	0.1	-1.8	0.3
Other heavy machinery rental and leasing.....	532412		9.7	0.4	2.3	0.3	0.1	-0.2
Primary services.....		532412-P	6.7	0.0	0.0	0.1	0.3	-0.3
Construction equipment rental and leasing.....		532412-1	7.2	0.0	0.0	0.1	0.4	-0.5
Oilfield and well drilling equipment rental and leasing.....		532412-2	5.5	0.0	0.0	0.0	0.0	0.0
Other receipts.....		532412-SM	14.2	0.8	5.3	0.7	0.0	0.7
Legal services.....	5411		5.7	0.5	0.2	0.0	-0.1	3.2
Offices of lawyers.....	54111		5.7	0.5	0.2	0.0	-0.1	3.2

See footnotes at end of table.

Table 12. Producer price index percentage changes for the net output of selected industries and their products, not seasonally adjusted — Continued
 [January 2023]

Title ¹	Industry code	Product code	Unadjusted 12-month percent change ²	Unadjusted 1-month percent change ²					
				Jan. 2022 to Jan. 2023 ^P	Aug. to Sept.	Sept. to Oct. ^P	Oct. to Nov. ^P	Nov. to Dec. ^P	Dec. to Jan. ^P
Offices of lawyers - Continued									
Offices of lawyers.....	541110		5.7	0.5	0.2	0.0	-0.1	3.2	
Primary services.....		541110-P	5.7	0.5	0.2	0.0	-0.1	3.2	
Labor and employment legal services.....		541110-A	6.0	0.1	0.4	-0.4	0.2	1.2	
Criminal legal services.....		541110-B	0.6	0.0	0.0	0.0	0.0	0.6	
Other legal services.....		541110-C	8.9	0.9	0.0	0.0	0.0	1.7	
Real estate legal services.....		541110-2	6.2	0.0	0.6	-0.4	0.1	5.6	
Civil negligence legal services.....		541110-3	7.5	0.2	0.0	0.4	0.3	4.3	
Defendant representation.....		541110-301	4.7	0.0	0.0	0.1	0.0	2.9	
Plaintiff representation.....		541110-302	11.8	0.7	0.0	0.8	0.9	6.4	
Wills, estate planning, and probate.....		541110-6	10.5	5.6	0.0	0.0	0.0	4.6	
Business and commercial legal services.....		541110-9	4.6	0.0	0.3	-0.1	-0.4	3.4	
Tax legal services.....		541110-901	16.7	0.0	-0.1	0.0	-0.1	16.3	
Intellectual property legal services.....		541110-902	6.8	0.0	1.3	0.4	0.0	3.1	
Bankruptcy and other business and commercial legal services.....		541110-903	3.5	0.0	0.1	-0.1	-0.4	2.7	
Offices of certified public accountants.....	541211		7.5	1.0	0.4	0.3	0.4	1.7	
Primary services.....		541211-P	8.4	1.1	0.4	0.3	0.6	1.8	
Other accounting services.....		541211-A	12.2	0.7	2.7	-0.6	-0.6	0.1	
Financial auditing.....		541211-4	2.7	1.6	-0.2	0.6	-2.0	1.8	
Tax preparation and planning.....		541211-5	12.7	1.0	0.1	0.5	3.5	2.3	
Bookkeeping and compilation.....		541211-9	5.1	0.0	-0.2	0.2	0.1	2.9	
Other accounting services.....	541219		-5.9	-0.6	-0.8	-3.3	-0.6	0.0	
Primary services.....		541219-P	-5.9	-0.6	-0.8	-3.3	-0.6	0.0	
Other accounting services (non-CPA firms).....		541219-1	-5.9	-0.6	-0.8	-3.3	-0.6	0.0	
Architectural, engineering and related services.....	5413		3.4	0.0	0.2	0.3	-0.1	1.1	
Architectural services.....	54131		1.8	0.0	0.2	0.2	0.0	0.1	
Architectural services.....	541310		1.8	0.0	0.2	0.2	0.0	0.1	
Primary services.....		541310-P	2.0	0.0	0.2	0.2	-0.1	0.1	
Residential building projects.....		541310-1	1.7	0.0	0.7	0.0	0.2	0.0	
Nonresidential building projects.....		541310-7	1.7	0.0	0.1	0.3	-0.1	0.2	
Commercial and industrial building projects.....		541310-71	2.1	0.1	0.1	0.1	0.0	0.0	
Institutional building projects.....		541310-72	1.8	0.0	0.2	0.4	-0.2	0.4	
Other architectural services, incl. historic restoration & architectural consulting services.....		541310-8	14.4	0.0	0.0	0.0	-0.2	0.0	
Engineering services.....	54133		3.6	0.0	0.2	0.4	-0.1	1.2	
Engineering services.....	541330		3.6	0.0	0.2	0.3	-0.1	1.2	
Primary services.....		541330-P	3.8	0.0	0.2	0.4	-0.1	1.3	
Building related engineering projects.....		541330-1	2.7	0.0	0.2	0.5	0.0	1.3	
Residential building engineering projects.....		541330-101	0.8	0.0	0.0	0.0	0.0	0.0	
Commercial, public, and institutional building engineering projects.....		541330-102	5.4	0.0	0.0	1.8	0.0	1.2	
Industrial and manufacturing plant and process engineering projects.....		541330-103	2.0	0.0	0.2	0.0	0.0	1.6	
Non-building related engineering projects.....		541330-2	4.6	0.0	0.2	0.3	-0.2	1.4	
Transportation engineering projects.....		541330-201	3.9	0.1	0.5	0.4	-0.7	2.2	
Highway and roadway engineering projects.....		541330-20101	3.0	0.1	0.8	0.3	-1.3	1.8	
Other transportation engineering projects, including mass transit engineering projects.....		541330-20102	5.1	0.0	0.2	0.6	0.0	3.0	
Municipal utility and power generation and distribution engineering projects.....		541330-202	2.6	0.0	0.3	0.4	0.0	1.6	
All other non-building related engineering projects.....		541330-203	6.7	0.0	0.0	0.2	0.0	0.8	
Other receipts.....		541330-SM	1.7	0.0	-0.1	0.1	0.0	0.0	
Management and technical consulting services.....	5416		-0.1	-0.4	-0.9	0.0	1.2	0.0	
Management consulting services.....	54161		-0.1	-0.4	-0.9	0.0	1.2	0.0	
Management consulting services.....	541610		0.1	-0.4	-0.9	0.0	1.2	0.2	
Primary services.....		541610-P	0.3	-0.4	-0.9	0.0	1.2	0.3	
Administrative and general management consulting services.....		541610-1	-0.3	-0.4	-0.9	0.0	0.8	0.0	
Marketing consulting services.....		541610-3	-	0.0	0.0	0.0	0.0	-	
Process, physical distribution and logistics consulting services.....		541610-4	3.8	-0.1	-2.1	0.6	1.7	3.0	
Human resources consulting services.....		541610-5	2.3	-0.8	0.6	-1.8	5.5	0.5	
Advertising agencies.....	54181		2.3	0.0	0.0	0.0	0.0	0.1	
Advertising agencies.....	541810		2.3	0.0	0.0	0.0	0.0	0.1	
Primary services.....		541810-P	2.4	0.0	0.0	0.0	0.0	0.1	
Advertising agency services.....		541810-4	2.4	0.0	0.0	0.0	0.0	0.1	
Advertising creative services billed separately.....		541810-401	4.5	-0.1	0.0	0.0	0.0	0.0	

See footnotes at end of table.

Table 12. Producer price index percentage changes for the net output of selected industries and their products, not seasonally adjusted — Continued
 [January 2023]

Title ¹	Industry code	Product code	Unadjusted 12-month percent change ²	Unadjusted 1-month percent change ²				
				Jan. 2022 to Jan. 2023 ^P	Aug. to Sept.	Sept. to Oct. ^P	Oct. to Nov. ^P	Nov. to Dec. ^P
Advertising agencies - Continued								
Advertising placement services, including bundled placement and creative services.....		541810-402	2.0	0.0	0.0	0.0	0.0	0.2
Other advertising services billed separately.....		541810-403	0.0	0.0	0.0	0.0	0.0	0.0
Other receipts.....		541810-SM	1.7	0.0	0.0	0.0	0.0	0.0
Employment services.....	5613		1.9	0.2	-0.1	0.1	-0.1	0.0
Employee leasing services.....	56133		1.5	0.0	0.0	0.1	0.0	0.0
Professional employer organizations.....	561330		1.5	0.0	0.0	0.1	0.0	0.0
Primary services.....		561330-P	1.5	0.0	0.0	0.1	0.0	0.0
Co-employment staffing.....		561330-1	1.5	0.0	0.0	0.1	0.0	0.0
Staffing services (except PEOs).....	56138		2.2	0.3	-0.2	0.0	-0.2	0.0
Staffing services (except PEOs).....	561380		2.2	0.3	-0.2	0.0	-0.2	0.0
Primary services.....		561380-P	2.3	0.3	-0.2	0.0	-0.2	0.0
Temporary help services.....		561380-1	1.8	0.1	-0.3	0.1	-0.3	-0.1
Temporary help services, office and clerical.....		561380-101	6.9	0.6	-0.2	0.3	0.4	0.3
Temporary help services, light and heavy industrial.....		561380-102	-0.5	0.3	-0.3	0.2	0.7	-0.1
Temporary help services, technical and professional.....		561380-103	6.0	0.3	0.2	0.8	-1.5	-0.4
Temporary help services, medical.....		561380-104	-9.9	-1.0	-2.5	-3.0	0.0	-0.4
Temporary help services, other.....		561380-105	1.2	-0.3	0.1	1.0	0.3	0.6
Employment placement services.....		561380-2	4.6	2.2	-0.1	-0.7	0.5	0.5
Executive search services.....		561380-3	9.7	-1.1	4.7	-0.6	-0.3	1.8
Travel agencies.....	56151		5.3	-0.9	0.4	0.3	0.7	0.0
Travel agencies.....	561510		5.3	-0.9	0.4	0.3	0.7	0.0
Primary services.....		561510-P	5.8	-1.0	0.4	0.3	0.8	0.0
Flight bookings.....		561510-1	11.3	-0.3	-0.9	0.4	-0.9	0.0
Domestic flight bookings.....		561510-111	30.5	0.1	0.7	0.1	-0.8	0.1
International flight bookings.....		561510-112	0.3	-0.6	-2.1	0.6	-1.0	-0.1
Other travel agency services, except flight bookings.....		561510-2	3.7	-1.3	1.0	0.3	1.5	0.1
Hotel and car rental bookings.....		561510-211	0.5	-0.2	-0.4	0.7	0.5	0.3
Hotel bookings.....		561510-2111	-0.2	-0.1	0.8	0.4	0.5	0.3
Car rental bookings.....		561510-2112	3.9	-0.9	-5.0	2.3	0.5	0.3
Cruise and tour bookings.....		561510-222	17.2	-5.3	4.7	0.6	6.6	0.0
Cruise bookings.....		561510-2221	16.0	-2.5	-1.7	5.3	3.4	2.4
Packaged tour bookings.....		561510-2222	7.8	-6.8	8.6	-2.0	8.5	-9.8
All other travel agency services.....		561510-233	-0.4	0.0	0.0	0.0	-0.4	0.0
Security guards and patrol services.....	561612		7.9	2.4	0.8	0.0	0.0	1.1
Primary services.....		561612-P	7.9	2.4	0.8	0.0	0.0	1.1
Security guard services.....		561612-1	7.9	2.4	0.8	0.0	0.0	1.1
Janitorial services.....	56172		4.1	0.0	-0.1	0.3	0.2	0.8
Janitorial services.....	561720		4.1	0.0	-0.1	0.3	0.2	0.8
Primary services.....		561720-P	4.3	0.0	-0.1	0.3	0.2	0.8
Janitorial cleaning services.....		561720-5	4.3	0.0	-0.1	0.3	0.2	0.8
Nonresidential cleaning services.....		561720-51	4.6	0.0	-0.1	0.3	0.3	0.9
Residential cleaning services.....		561720-52	1.5	0.0	0.0	0.0	0.0	0.0
Waste collection.....	5621		10.7	0.7	1.2	0.1	0.1	1.3
Waste collection.....	56211		10.7	0.7	1.2	0.1	0.1	1.3
Solid waste collection.....	562111		10.7	0.7	1.2	0.1	0.1	1.3
Primary services.....		562111-P	11.0	0.6	1.2	0.1	0.2	1.6
Solid waste collection services.....		562111-2	11.0	0.6	1.2	0.1	0.2	1.6
Offices of physicians.....	6211		0.5	0.1	0.3	0.1	0.2	0.0
Offices of physicians.....	62111		0.5	0.1	0.3	0.1	0.2	0.0
Offices of physicians, except mental health.....	621111		0.5	0.1	0.3	0.1	0.2	0.0
Primary services.....		621111-P	0.5	0.1	0.3	0.0	0.2	0.0
One and two physician practices and single specialty group practices.....		621111-4	0.5	0.1	0.1	0.1	0.2	-0.2
General/family practice.....		621111-411	1.3	0.0	1.0	0.1	0.0	0.2
Internal medicine.....		621111-412	-0.9	0.0	0.0	0.1	0.0	-0.5
General surgery and other surgical specialties.....		621111-413	1.5	0.0	-0.1	0.1	0.0	-0.6
Pediatrics.....		621111-414	-0.4	0.0	0.0	0.0	0.0	0.0
Obstetrics/gynecology.....		621111-415	2.9	1.1	0.0	0.0	0.0	0.0
Other specialty.....		621111-419	0.6	0.0	0.0	0.0	0.9	-0.1

See footnotes at end of table.

Table 12. Producer price index percentage changes for the net output of selected industries and their products, not seasonally adjusted — Continued
 [January 2023]

Title ¹	Industry code	Product code	Unadjusted 12-month percent change ²	Unadjusted 1-month percent change ²				
				Jan. 2022 to Jan. 2023 ^P	Aug. to Sept.	Sept. to Oct. ^P	Oct. to Nov. ^P	Nov. to Dec. ^P
Offices of physicians, except mental health - Continued								
Multispecialty group practice.....		621111-5	0.4	0.1	0.8	0.0	0.0	0.4
Offices of dentists.....	6212		1.9	0.7	-0.1	0.0	0.0	0.3
Offices of dentists.....	62121		1.9	0.7	-0.1	0.0	0.0	0.3
Offices of dentists.....	621210		1.9	0.7	-0.1	0.0	0.0	0.3
Primary services.....		621210-P	1.9	0.7	-0.1	0.0	0.0	0.3
Dental visits and consultations.....		621210-1	2.9	0.4	-0.3	0.0	0.0	0.5
Private insurance patients: dental visits and consultations.....		621210-11	3.4	0.7	-0.6	0.0	0.0	0.6
Medicare, Medicaid and all other patients: dental visits and consultations.....		621210-12	2.2	0.0	0.0	0.0	0.0	0.3
Dental surgical intervention services.....		621210-2	0.6	0.0	-0.1	0.0	0.0	0.5
Private insurance patients: dental surgical intervention services.....		621210-21	0.5	0.0	-0.2	0.0	0.0	0.5
Medicare, Medicaid and all other patients: dental surgical intervention services..		621210-22	0.7	-0.1	0.0	0.0	0.0	0.4
Dental non-surgical intervention services.....		621210-3	1.6	1.1	0.0	0.0	0.0	0.1
Private insurance patients: dental non-surgical intervention services.....		621210-31	1.4	0.9	0.0	0.0	0.0	0.1
Medicare, Medicaid and all other patients: dental non-surgical intervention services.....		621210-32	1.8	1.2	0.0	0.0	0.0	0.1
Medical and diagnostic laboratories.....	6215		-0.1	0.0	0.0	-0.2	0.0	0.5
Medical and diagnostic laboratories.....	62151		-0.1	0.0	0.0	-0.2	0.0	0.5
Medical laboratories.....	621511		-0.6	0.0	0.0	-0.3	0.0	0.1
Primary services.....		621511-P	-0.6	0.0	0.0	-0.3	0.0	0.1
Medical laboratory services.....		621511-2	-0.6	0.0	0.0	-0.3	0.0	0.1
Medicare patients.....		621511-23	0.7	0.0	0.0	0.0	0.0	2.7
Medicaid patients.....		621511-24	0.1	0.0	0.1	0.0	0.0	0.0
Private insurance patients.....		621511-25	-0.9	0.0	-0.1	-0.4	-0.1	0.0
All other patients.....		621511-26	0.2	0.0	0.0	0.0	0.5	0.0
Diagnostic imaging centers.....	621512		0.9	0.0	0.0	0.0	0.0	1.2
Primary services.....		621512-P	0.9	0.0	0.0	0.0	0.0	1.2
Diagnostic imaging services.....		621512-4	0.9	0.0	0.0	0.0	0.0	1.2
Medicare and Medicaid patients.....		621512-41	-1.9	0.0	0.0	0.0	0.0	-0.7
Private insurance and all other patients.....		621512-42	1.8	0.0	0.0	0.0	0.0	1.8
Home health care services.....	6216		1.8	0.2	1.5	0.1	0.1	0.3
Home health care services.....	62161		1.8	0.2	1.5	0.1	0.1	0.3
Home health care services.....	621610		1.8	0.2	1.5	0.1	0.1	0.3
Primary services.....		621610-P	1.7	0.2	1.4	0.1	0.1	0.3
Medicare and Medicaid patients.....		621610-3	0.5	0.0	1.3	0.0	0.0	-0.1
Medicare patients.....		621610-31	-1.5	0.0	1.3	0.0	0.0	-0.8
Medicaid patients.....		621610-32	2.4	0.1	1.3	0.0	0.0	0.4
Private insurance and all other patients.....		621610-4	6.2	0.8	1.9	0.5	0.6	1.3
Private insurance patients.....		621610-41	0.6	0.0	0.0	0.0	0.0	0.0
All other patients.....		621610-42	8.4	1.1	2.8	0.7	0.8	1.5
Other receipts.....		621610-SM	2.6	0.0	3.6	0.0	0.0	0.7
All other ambulatory health care services.....	62199		5.0	0.1	0.0	1.2	0.4	0.6
Blood and organ banks.....	621991		5.0	0.1	0.0	1.2	0.4	0.6
Primary services.....		621991-P	5.0	0.1	-0.1	1.2	0.4	0.6
Human blood services.....		621991-1	4.2	0.2	0.0	0.5	0.1	0.8
Human red blood and whole blood services.....		621991-12	3.8	0.2	0.1	0.3	0.0	0.9
Human blood plasma services.....		621991-13	5.1	0.3	-0.1	0.9	0.4	0.6
Human blood platelet and other blood services.....		621991-14	4.7	-0.1	0.3	0.3	0.1	0.6
Human organ, bone, tissue, and other bank services.....		621991-2	7.3	-0.1	-0.3	3.5	1.0	0.2
Other receipts.....		621991-SM	5.4	0.0	0.1	-0.1	0.3	0.1
Hospitals.....	622		2.7	-0.1	0.5	-0.3	0.2	0.9
General medical and surgical hospitals.....	6221		3.0	-0.1	0.5	-0.3	0.3	1.0
General medical and surgical hospitals.....	62211		3.0	-0.1	0.5	-0.3	0.3	1.0
General medical and surgical hospitals.....	622110		3.0	-0.1	0.5	-0.3	0.3	1.0
Primary services.....		622110-P	3.1	-0.1	0.6	-0.3	0.3	1.0
Certain infectious and parasitic diseases.....		622110-201	1.0	0.0	1.5	-0.3	0.3	0.1
Neoplasms.....		622110-202	6.1	-0.3	-0.3	0.0	1.9	1.7
Diseases of the blood & blood-forming organs & certain disorders involving the immune mechanism.....		622110-203	6.1	0.0	5.2	0.0	0.8	1.7
Endocrine, nutritional and metabolic diseases.....		622110-204	4.8	0.0	0.2	-2.5	0.0	0.9

See footnotes at end of table.

Table 12. Producer price index percentage changes for the net output of selected industries and their products, not seasonally adjusted — Continued
 [January 2023]

Title ¹	Industry code	Product code	Unadjusted 12-month percent change ²	Unadjusted 1-month percent change ²				
				Jan. 2022 to Jan. 2023 ^P	Aug. to Sept.	Sept. to Oct. ^P	Oct. to Nov. ^P	Nov. to Dec. ^P
General medical and surgical hospitals - Continued								
Mental and behavioural disorders.....		622110-205	2.7	0.0	0.4	0.0	-0.3	0.7
Diseases of the nervous system.....		622110-206	0.2	-0.3	2.1	0.0	0.0	-0.4
Diseases of the circulatory system.....		622110-209	1.8	0.0	1.2	0.1	0.1	0.5
Diseases of the respiratory system.....		622110-210	-0.1	-0.1	0.5	0.0	-0.2	-0.1
Diseases of the digestive system.....		622110-211	2.5	0.1	0.9	0.0	0.3	0.6
Diseases of the skin and subcutaneous tissue.....		622110-212	0.6	0.0	0.8	0.0	1.9	-0.2
Diseases of the musculoskeletal system and connective tissue.....		622110-213	3.2	-0.2	0.9	0.2	0.0	0.4
Diseases of the genitourinary system.....		622110-214	4.8	0.0	0.5	4.2	0.3	0.7
Pregnancy, childbirth and the puerperium.....		622110-215	5.0	0.3	0.0	0.3	1.1	0.9
Certain conditions originating in the perinatal period.....		622110-216	7.7	0.0	0.3	2.9	-0.7	0.0
Symptoms, signs and abnormal clinical and laboratory findings, not elsewhere classified.....		622110-218	5.4	0.0	-0.8	0.2	0.0	3.6
Injury, poisoning and certain other consequences of external causes.....		622110-219	1.2	-0.4	0.0	-0.6	0.7	1.8
Factors influencing health status and contact with health services.....		622110-221	3.2	0.0	0.6	-3.2	-0.5	1.1
Other diseases.....		622110-223	4.4	0.0	0.1	0.0	-1.0	4.0
Psychiatric and substance abuse hospitals.....	6222		0.4	0.0	-0.1	0.3	0.0	0.1
Psychiatric and substance abuse hospitals.....	62221		0.4	0.0	-0.1	0.3	0.0	0.1
Psychiatric and substance abuse hospitals.....	622210		0.4	0.0	-0.1	0.3	0.0	0.1
Primary services.....		622210-P	0.4	0.0	-0.1	0.3	0.0	0.1
Psychiatric hospitals.....		622210-3	0.2	0.0	-0.1	0.3	0.0	-0.1
Medicare patients: psychiatric hospitals.....		622210-31	2.7	-0.3	-0.8	1.2	-0.4	1.1
Medicaid patients: psychiatric hospitals.....		622210-32	2.7	0.0	0.0	0.9	0.3	0.0
Private insurance and all other patients: psychiatric hospitals.....		622210-33	-1.1	0.0	0.0	0.0	0.0	-0.3
Other specialty hospitals.....	6223		-1.3	-0.7	-0.6	0.1	0.1	0.0
Other specialty hospitals.....	62231		-1.3	-0.7	-0.6	0.1	0.1	0.0
Other specialty hospitals.....	622310		-1.3	-0.7	-0.6	0.1	0.1	0.0
Primary services.....		622310-P	-1.0	-0.8	0.0	0.1	0.1	0.0
Specialty, except psychiatric and substance abuse, hospitals.....		622310-6	-1.0	-0.8	0.0	0.1	0.1	0.0
Medicare patients.....		622310-61	1.6	-2.1	-0.5	0.1	0.9	0.0
Medicaid patients.....		622310-62	3.3	0.9	0.5	0.5	0.9	0.0
Private insurance and all other patients.....		622310-63	-2.7	-0.4	0.1	0.0	-0.4	0.0
Nursing care facilities.....	6231		4.8	0.1	1.1	0.3	0.1	0.4
Nursing care facilities.....	62311		4.8	0.1	1.1	0.3	0.1	0.4
Nursing care facilities.....	623110		4.8	0.1	1.1	0.3	0.1	0.4
Primary services.....		623110-P	5.0	0.1	1.1	0.3	0.1	0.4
Medicare and Medicaid patients.....		623110-1	5.0	0.3	1.6	0.3	0.0	0.5
Medicaid patients.....		623110-101	7.7	0.5	1.0	0.5	-0.1	0.9
Medicare patients.....		623110-102	0.8	0.0	2.5	0.0	0.0	0.0
Private insurance and all other patients.....		623110-3	5.0	-0.1	0.6	0.3	0.3	0.3
Private insurance patients.....		623110-301	-0.5	0.0	0.0	0.0	0.0	0.0
All other patients.....		623110-302	6.0	-0.1	0.7	0.4	0.3	0.4
Residential developmental disability homes.....	62321		6.3	-0.1	0.2	0.0	-0.1	2.3
Residential developmental disability homes.....	623210		6.3	-0.1	0.2	0.0	-0.1	2.3
Primary services.....		623210-P	6.6	-0.1	0.2	0.0	-0.1	2.6
Residential intellectual and developmental disability services.....		623210-1	6.6	-0.1	0.2	0.0	-0.1	2.6
Medicaid patients.....		623210-11	6.0	-0.1	0.2	0.0	-0.1	0.6
Non-Medicaid patients.....		623210-12	9.5	0.0	0.0	0.0	0.0	11.6
Amusement and theme parks.....	7131		7.0	1.1	1.8	1.4	1.1	0.1
Amusement and theme parks.....	71311		7.0	1.1	1.8	1.4	1.1	0.1
Amusement and theme parks.....	713110		7.0	1.1	1.8	1.4	1.1	0.1
Primary services.....		713110-P	7.5	1.1	2.2	1.6	1.2	0.2
Amusement and theme park admissions.....		713110-1	9.5	2.4	2.9	2.4	2.5	-2.0
Amusement and theme park food and beverage sales.....		713110-2	9.4	0.1	-0.1	0.0	-1.8	6.9
Amusement and theme park merchandise sales, games, and other services.....		713110-3	-3.7	-2.0	2.0	0.3	-0.3	-1.0
Other receipts.....		713110-SM	2.9	0.4	-1.4	0.1	0.2	-0.8
Golf courses and country clubs.....	71391		9.2	-0.2	0.3	1.2	0.9	5.2
Golf courses and country clubs.....	713910		9.2	-0.2	0.3	1.2	0.9	5.2
Primary services.....		713910-P	9.6	-0.3	0.3	1.4	1.0	5.2
Membership dues and fees.....		713910-1	10.2	0.0	-0.1	0.1	0.1	7.8

See footnotes at end of table.

Table 12. Producer price index percentage changes for the net output of selected industries and their products, not seasonally adjusted — Continued
 [January 2023]

Title ¹	Industry code	Product code	Unadjusted 12-month percent change ²	Unadjusted 1-month percent change ²				
			Jan. 2022 to Jan. 2023 ^P	Aug. to Sept.	Sept. to Oct. ^P	Oct. to Nov. ^P	Nov. to Dec. ^P	Dec. to Jan. ^P
Golf courses and country clubs - Continued								
Greens and guest fees.....		713910-2	4.4	-1.3	0.2	6.3	4.3	1.5
Food and beverage sales.....		713910-3	12.1	0.0	1.3	0.1	0.0	3.7
Equipment rentals and all other golf services.....		713910-4	9.7	0.0	0.1	-0.7	0.0	0.0
Fitness and recreational sports centers.....	71394		6.1	0.0	1.0	0.0	0.2	2.1
Fitness and recreational sports centers.....	713940		6.1	0.0	1.0	0.0	0.2	2.1
Primary services.....		713940-P	4.7	0.0	0.9	0.0	0.0	2.3
Fitness and recreational facility memberships.....		713940-1	5.0	0.0	0.9	0.0	0.0	2.1
Recreational facility admissions, classes, and other fitness center services.....		713940-2	3.6	0.0	0.9	0.0	0.0	2.6
Other receipts.....		713940-SM	10.1	0.0	1.2	0.0	0.9	0.7
Accommodation.....	721		7.9	-1.6	3.1	-1.8	0.0	-0.3
Accommodation.....	7211		7.9	-1.6	3.1	-1.8	0.0	-0.3
Hotels (exc casino hotels) and motels.....	72111		9.8	-3.8	3.8	-0.8	0.1	-0.8
Hotels and motels, except casino hotels.....	721110		9.8	-3.8	3.8	-0.8	0.1	-0.8
Primary services.....		721110-P	9.9	-3.9	3.9	-0.9	0.1	-0.7
Guestroom rental.....		721110-1	10.7	-5.2	5.0	-1.2	0.2	-1.2
Limited service hotels and motels guestroom rental.....		721110-101	3.7	-2.7	-1.4	-3.9	-0.4	-4.7
Full service hotels and motels guestroom rental.....		721110-102	22.9	1.1	3.3	-5.7	-4.3	-4.3
Luxury and resort hotels guestroom rental.....		721110-103	7.3	-11.0	8.0	3.5	4.1	4.7
Hotel and motel food and beverage and related services.....		721110-2	5.8	0.8	-0.2	0.5	-0.1	0.0
Hotel and motel food and nonalcoholic beverage and related services.....		721110-201	5.6	0.8	-0.2	0.6	-0.1	0.0
Hotel and motel alcoholic beverage and related services.....		721110-202	6.6	0.6	0.0	0.0	0.0	0.0
Other hotel and motel services.....		721110-5	11.3	0.6	0.7	0.0	0.0	3.9
Other receipts.....		721110-SM1	-0.5	1.7	-6.0	1.7	1.6	-2.5
Casino hotels.....	72112		3.1	4.8	1.5	-4.4	-0.4	0.9
Casino hotels.....	721120		3.1	4.8	1.5	-4.4	-0.4	0.9
Primary services.....		721120-P	2.9	4.8	1.5	-4.4	-0.4	0.7
Casino hotel guestroom rental.....		721120-1	9.2	9.8	9.5	-10.3	-2.5	-2.5
Casino hotel food and beverage and related services.....		721120-2	8.6	0.0	0.4	0.2	-0.6	0.4
Casino hotel food and nonalcoholic beverage and related services.....		721120-201	5.9	-0.1	0.7	0.3	-0.9	0.1
Casino hotel alcoholic beverage and related services.....		721120-202	13.7	0.0	0.0	0.0	0.0	1.0
Casino gaming receipts.....		721120-5	-0.1	5.4	-0.2	-4.3	0.3	1.7
Other casino hotel services.....		721120-6	5.4	0.0	0.0	0.0	0.0	3.0
Other receipts.....		721120-SM1	15.6	0.0	-0.7	0.3	0.2	14.5
Commercial machinery repair and maintenance.....	8113		12.3	0.6	2.1	0.1	0.0	0.0
Commercial machinery repair and maintenance.....	81131		12.3	0.6	2.1	0.1	0.0	0.0
Commercial machinery repair and maintenance.....	811310		12.3	0.6	2.1	0.1	0.0	0.0
Primary services.....		811310-P	11.0	0.9	1.2	0.1	0.0	0.0
Maintenance and repair services for agricultural, construction, and mining machinery.....		811310-5	16.0	1.0	4.8	0.1	0.0	0.0
Maintenance and repair services for commercial and service industry machinery.....		811310-6	8.7	0.0	0.0	0.4	0.0	0.0
Maintenance and repair services for industrial machinery.....		811310-7	10.0	0.9	0.0	0.0	0.0	0.0
Maintenance and repair services for general purpose machinery.....		811310-8	8.7	2.7	0.0	0.2	0.0	0.0
Other receipts.....		811310-SM	15.3	0.0	4.2	0.0	0.0	0.0
Special indexes								
New nonresidential building construction by contractor type/region.....	236400		17.7	0.2	2.7	0.1	0.1	1.9
General contractors.....		236400-1	16.7	0.1	2.3	0.1	0.0	1.9
General contractors, Northeast.....		236400-11	12.3	0.0	2.6	-0.1	-0.3	0.8
General contractors, South.....		236400-12	18.9	0.0	2.6	0.0	0.0	2.7
General contractors, Midwest.....		236400-13	13.9	0.0	2.0	0.0	0.3	0.6
General contractors, West.....		236400-14	18.7	0.4	1.8	0.4	0.0	2.4
Plumbing, heating, and air conditioning contractors.....		236400-221	20.7	-0.6	6.1	0.6	0.8	1.2
Plumbing, heating, and air conditioning contractors, Northeast.....		236400-2211	28.4	0.1	4.6	0.0	2.3	1.3
Plumbing, heating, and air conditioning contractors, South.....		236400-2212	22.0	0.4	7.4	0.0	0.1	1.5
Plumbing, heating, and air conditioning contractors, Midwest.....		236400-2213	20.7	0.0	6.8	0.4	0.0	0.7
Plumbing, heating, and air conditioning contractors, West.....		236400-2214	11.5	-3.3	5.0	2.3	1.1	1.3
Electrical contractors.....		236400-222	27.6	0.6	1.7	0.0	-0.2	8.9
Electrical contractors, Northeast.....		236400-2221	28.1	1.4	1.3	0.6	0.2	7.7
Electrical contractors, South.....		236400-2222	27.3	0.5	1.9	0.2	0.1	8.9
Electrical contractors, Midwest.....		236400-2223	25.8	0.2	1.5	-0.4	-1.3	9.4
Electrical contractors, West.....		236400-2224	28.8	0.4	1.8	-0.6	0.0	9.3

See footnotes at end of table.

Table 12. Producer price index percentage changes for the net output of selected industries and their products, not seasonally adjusted — Continued
 [January 2023]

Title ¹	Industry code	Product code	Unadjusted 12-month percent change ²	Unadjusted 1-month percent change ²				
				Jan. 2022 to Jan. 2023 ^p	Aug. to Sept.	Sept. to Oct. ^p	Oct. to Nov. ^p	Nov. to Dec. ^p
New nonresidential building construction by contractor type/region - Continued								
Roofing contractors.....		236400-223	30.9	-0.1	0.7	0.0	0.0	6.6
Roofing contractors, Northeast.....		236400-2231	24.4	-0.1	1.8	0.0	0.0	7.1
Roofing contractors, South.....		236400-2232	40.7	0.0	0.3	0.0	0.0	8.0
Roofing contractors, Midwest.....		236400-2233	25.0	-0.3	1.1	0.0	0.0	4.2
Roofing contractors, West.....		236400-2234	25.8	-0.3	0.1	0.0	0.0	7.2
Poured concrete foundation and structure contractors.....		236400-224	7.8	0.2	1.1	0.1	0.0	-0.9
Poured concrete foundation and structure contractors, Northeast.....		236400-2241	3.4	1.0	1.2	-0.1	0.3	-1.1
Poured concrete foundation and structure contractors, South.....		236400-2242	6.7	0.2	0.9	0.1	0.0	-1.4
Poured concrete foundation and structure contractors, Midwest.....		236400-2243	9.0	0.1	1.3	0.4	0.0	-1.3
Poured concrete foundation and structure contractors, West.....		236400-2244	10.5	0.0	1.0	0.0	0.0	0.0
New nonresidential building construction by region.....	236500		18.0	0.3	2.6	0.1	0.1	2.1
New nonresidential building construction, Northeast.....		236500-1	18.9	0.7	2.4	0.1	0.3	1.4
New nonresidential building construction, South.....		236500-2	18.5	0.4	2.7	0.0	0.0	2.6
New nonresidential building construction, Midwest.....		236500-3	16.5	0.1	2.4	0.0	-0.1	1.5
New nonresidential building construction, West.....		236500-4	17.7	-0.1	2.6	0.3	0.1	2.3
Nonresidential building maintenance & repair.....	2381MR		6.3	0.3	0.6	0.1	0.1	0.8
General medical and surgical hospitals by patient type.....	62211A							
Medicare patients.....		62211A-2	1.9	0.0	2.4	0.0	0.1	1.2
Medicaid patients.....		62211A-4	1.1	-0.1	-0.1	0.0	0.0	0.1
Private insurance and all other patients.....		62211A-6	3.8	-0.2	-0.4	-0.2	0.5	1.0
Private insurance patients.....		62211A-61	4.7	-0.1	-0.5	-0.4	0.5	0.9
All other patients.....		62211A-62	-0.5	-0.8	0.0	0.5	0.3	1.8
Premiums for property and casualty insurance ³	924126		4.2	0.2	0.0	0.1	1.0	0.8
Primary services.....		924126-P	4.2	0.2	0.0	0.1	1.0	0.8
Premiums for private passenger auto insurance.....		924126-1	7.9	0.1	0.3	0.1	1.6	1.8
Premiums for homeowner's insurance.....		924126-2	1.6	0.5	-0.9	0.3	0.5	0.0
Premiums for commercial auto insurance.....		924126-3	0.8	0.3	0.0	0.1	0.0	-0.1
Premiums for non-auto liability insurance.....		924126-4	0.7	0.0	0.0	0.0	0.0	0.2
Premiums for medical malpractice insurance.....		924126-402	0.5	0.0	-0.1	0.0	0.0	0.6
Premiums for product and other non-auto liability insurance.....		924126-403	0.7	0.0	0.0	0.0	0.0	0.1
Premiums for commercial multiple peril insurance.....		924126-5	3.6	0.3	0.0	0.1	2.5	0.3
Premiums for worker's compensation insurance.....		924126-6	-1.2	-0.1	0.0	-0.7	0.0	-0.3
Premiums for other property and casualty insurance.....		924126-7	0.7	0.0	0.0	0.1	0.0	0.0

¹ Industry and product class indexes may include products not shown separately.

² All indexes are subject to revision for 4 months after their originally scheduled publication to incorporate late reports and corrections by survey respondents.

³ The special index for 924126, in which prices reflect premiums only, contrasts with the index shown elsewhere in this table for NAICS 524126, where prices reflect premiums plus the amount of investment income earned on the invested portion of the premium.

^p Preliminary

"-" Data not available.

n.e.c. = Not elsewhere classified.

NOTE: Titles of some industries and products are not shown in this table because they fail to meet our publication criteria.

Table 13. Producer price indexes and percentage changes for special commodity groupings, not seasonally adjusted

[January 2023, Index base 1982=100, unless otherwise indicated]

Title	Other index base	Commodity code		Unadjusted index ¹					Unadjusted 1-month percent change ¹	Unadjusted 12-month percent change ¹
		Group code	Item code	Sept. 2022	Oct. 2022 ^p	Nov. 2022 ^p	Dec. 2022 ^p	Jan. 2023 ^p	Dec. to Jan. ^p	Jan. 2022 to Jan. 2023 ^p
All commodities except farm products.....		SI	006111	269.098	265.939	263.309	257.667	260.625	1.1	5.1
Industrial commodities less fuels.....		ILF	T15M05	257.140	255.796	255.711	255.361	256.678	0.5	2.8
Construction materials.....		SI	012011	336.464	333.769	330.548	326.320	326.122	-0.1	-5.7
Chemicals and allied products, including synthetic rubber and synthetic fibers and yarns.....		SI	020011	355.732	352.170	349.559	347.434	346.879	-0.2	1.5
Lumber and plywood.....		SI	004011	298.467	289.395	281.713	271.349	271.459	0.0	-30.8
Foods										
All foods.....		SI	013011	266.253	269.193	277.266	275.268	270.793	-1.6	11.5
Apples.....	06/08	SI	01102A	123.495	143.053	150.949	154.282	162.795	5.5	34.4
Berries.....	06/08	SI	01102B	98.438	152.292	236.899	163.355	187.858	15.0	-16.7
Processed foods.....		SI	095011	265.314	263.680	265.615	263.184	264.874	0.6	7.9
Textiles										
Selected textile mill products.....		SI	134011	198.382	198.445	199.370	197.254	197.611	0.2	5.3
Hosiery.....		SI	092011	184.185	184.186	184.186	184.186	183.770	-0.2	3.6
Underwear and nightwear.....		SI	094011	158.769	158.769	158.769	158.769	158.769	0.0	0.5
Metals										
Steel mill products, including fabricated wire products.....		SI	STEEL1	360.490	341.153	330.949	320.294	313.396	-2.2	-28.7
Finished steel mill products, excluding fabricated wire products.....		SI	STEEL2	348.847	327.384	316.323	305.576	296.449	-3.0	-33.2
Finished steel mill products, including fabricated wire products.....		SI	STEEL3	352.659	332.436	321.747	311.304	302.780	-2.7	-31.4
Special metals and metal products.....		SI	018011	244.552	241.773	241.552	241.239	242.578	0.6	-2.8
Fabricated metal products.....		SI	017011	282.917	282.231	282.217	281.639	281.385	-0.1	5.2
Copper and copper products.....		SI	019011	487.261	472.675	504.411	502.283	520.227	3.6	-5.5
Machinery										
Machinery and motive products.....		SI	093011	181.506	182.418	182.796	183.243	184.630	0.8	6.6
Machinery and equipment, except electrical.....		SI	089011	199.892	201.196	201.848	202.284	205.056	1.4	9.9
Agricultural machinery, including tractors.....		SI	024011	321.858	329.336	329.027	329.014	328.439	-0.2	13.0
Metalworking machinery.....		SI	021011	232.912	236.041	236.551	236.572	236.191	-0.2	5.7
Total tractors.....		SI	023011	276.256	274.120	272.176	272.176	283.276	4.1	9.4
Agriculture machinery and equipment, less parts.....		SI	021012	317.359	324.733	324.429	324.416	323.849	-0.2	13.0
Agricultural machinery, excluding tractors.....		SI	024012	332.838	339.654	339.455	339.314	338.809	-0.1	12.1
Medical										
Pharmaceutical preparations for human and veterinary use.....		SI	070011	840.363	840.916	841.013	837.717	856.915	2.3	2.9
Pharmaceuticals for human use, prescription.....	06/01	SI	07003	309.126	309.126	309.093	309.013	315.178	2.0	2.8
Pharmaceuticals for human use, non-prescription.....	06/01	SI	07006	140.579	141.385	141.385	141.401	141.368	0.0	2.2
Health care services, Medicare patients.....	06/14	SI	HCARE1	112.123	114.545	114.556	114.601	114.762	0.1	0.7
Health care services, Medicaid patients.....	06/14	SI	HCARE2	114.366	114.707	115.416	115.413	115.764	0.3	3.7
Health care services, private insurance patients.....	06/14	SI	HCARE3	122.100	121.622	121.748	121.999	123.110	0.9	3.4
Health care services, all other patients.....	06/14	SI	HCARE4	122.716	123.260	123.432	123.531	124.440	0.7	1.1

¹ All indexes are subject to revision for 4 months after their originally scheduled publication to incorporate late reports and corrections by survey respondents.

p Preliminary

NOTE: See next page for content of indexes on this table.

Table 13 commodity groupings include the following items:

All commodities except farm products: 02 through 15

Industrial commodities less fuels: 03, 04, and 06 through 15

Construction materials: 062101, 0721, 081105, 081106, 081107, 081203, 081204, 082, 0831, 0835, 086, 092, 101502, 101703, 101704, 10250163, 104101, 105, 106, 1071, 107301, 1074051, 107411, 10830225, 1142, 1147, 11490205, 11710143, 11710144, 11710147, 11710216, 11710217, 123101, 1232, 131108, 1321, 1322, 133, 134, 1361, 1362, 137, 1392, 1394, and 139501

Chemicals and allied products, including synthetic rubber and synthetic fibers: 031, 06 less 064, and 071102

Lumber and plywood: 081 and 083

All foods: 011, 017, and 02 less 0261, 0262, and 029

Apples: 01110208, 01110209, 01110211, 01110215, 01110216, 01110220, 01110229, 01110230

Berries: 01110222, 01110224, 01110225, 01110226, 01110227

Processed foods: 02 less 0261, 0262, and 029

Selected textile mill products: 0327, 03370104, 034, 038108083, 03820312, 038303214, 038303216, and 1231

Hosiery: 03810831

Underwear and nightwear: 03810647, 03810761, 038308083

Steel mill products, including fabricated wire products: 1017 and 1088

Finished steel mill products, excluding fabricated wire products: 101703, 101704, 101705, 101706, 101706, 101707, and 101708

Finished steel mill products, including fabricated wire products: 101703, 101704, 101705, 101706, 101706, 101707, 101708, and 1088

Special metals and metal products: 10, 111, and 141

Fabricated metal products: 103 through 108

Copper and copper products: 10210201, 10220131, 102301, 102403, 102502, 10260314, and 102807013

Machinery and motive products: 11 and 14

Machinery and equipment except electrical: 111, 112, 113, 114, 115, 116, 118, and 119

Agriculture machinery, including tractors: 1114 less 111409

Metalworking machinery: 113A, 1132, 113304, 1137, and 1138

Total tractors: 111410 and 112A less 112A03

Agricultural machinery and equipment, less parts (old commodity code 111): 111 less 111409

Agricultural machinery, excluding tractors (old commodity code 1112): 1114 less 111403

Pharmaceutical preparations for human and veterinary use: 0634 and 0638

Pharmaceuticals for human use, prescription: prescription pharmaceutical price quotes from 0638

Pharmaceuticals for human use, non-prescription: non-prescription pharmaceutical price quotes from 0638

Health care services, Medicare patients: Medicare price quotes from 511 and 512

Health care services, Medicaid patients: Medicaid price quotes from 511 and 512

Health care services, private insurance patients: Private insurance price quotes from 511 and 512

Health care services, all other patients: Price quotes from 511 and 512, less Medicare, Medicaid, and private insurance

Note: Weights for the above components are those used for the comprehensive All commodities index.

Table 14. Producer price indexes and percentage changes for net inputs to industries, excluding capital investment, labor, and imports; not seasonally adjusted
 [January 2023, Index base December 2014=100, unless otherwise indicated]

Title	Other index base	Commodity code		Unadjusted index ¹					Unadjusted 1-month percent change ¹	Unadjusted 12-month percent change ¹
		Group code	Item code	Sept. 2022	Oct. 2022 ^P	Nov. 2022 ^P	Dec. 2022 ^P	Jan. 2023 ^P	Dec. to Jan. ^P	Jan. 2022 to Jan. 2023 ^P
Construction										
Inputs to construction industries, excluding capital investment, labor, and imports.....		IP	230000	150.110	150.631	150.216	146.129	147.463	0.9	2.8
Inputs to construction industries, goods.....	06/86	IP	2300001	323.047	324.255	321.545	312.300	316.346	1.3	4.9
Inputs to construction industries, energy.....		IP	23000012	170.749	179.856	170.371	134.939	145.091	7.5	9.0
Inputs to construction industries, goods less foods and energy....		IP	23000013	150.268	149.825	149.520	148.843	149.818	0.7	4.5
Inputs to construction industries, services.....		IP	2300002	146.482	146.924	147.950	144.318	144.553	0.2	-0.9
Inputs to construction industries, trade services ²		IP	23000021	155.118	156.010	156.931	150.851	149.952	-0.6	-5.5
Inputs to construction industries, transportation and warehousing services.....		IP	23000022	144.931	143.598	144.755	142.525	140.785	-1.2	4.9
Inputs to construction industries, services less trade, transportation, and warehousing.....		IP	23000023	125.319	125.589	126.722	127.280	129.825	2.0	7.6
New construction										
Inputs to new construction, excluding capital investment, labor, and imports.....		IP	231000	150.698	151.184	150.766	146.833	148.186	0.9	3.0
Inputs to new construction, goods.....	06/86	IP	2310001	322.978	324.171	321.544	312.608	316.626	1.3	5.0
Inputs to new construction, energy.....		IP	23100012	169.192	178.665	168.843	133.836	145.458	8.7	10.3
Inputs to new construction, goods less foods and energy.....		IP	23100013	151.079	150.630	150.363	149.634	150.495	0.6	4.5
Inputs to new construction, services.....		IP	2310002	146.668	147.017	148.032	144.621	144.923	0.2	-0.4
Inputs to new construction, trade services ²		IP	23100021	156.016	156.797	157.697	151.673	150.796	-0.6	-5.2
Inputs to new construction, transportation and warehousing services.....		IP	23100022	144.931	143.598	144.755	142.525	140.785	-1.2	4.9
Inputs to new construction, services less trade, transportation, and warehousing.....		IP	23100023	125.475	125.745	126.845	127.358	129.816	1.9	7.3
Inputs to residential construction industries, excluding capital investment, labor, and imports.....		IP	231100	147.340	148.010	147.801	143.744	144.943	0.8	1.0
Inputs to residential construction industries, goods.....	06/86	IP	2311001	314.595	315.505	313.198	305.784	309.931	1.4	5.1
Inputs to residential construction industries, energy.....		IP	23110012	159.588	167.088	158.405	127.387	136.760	7.4	9.2
Inputs to residential construction industries, goods less foods and energy.....		IP	23110013	149.183	148.897	148.569	147.832	149.089	0.9	4.8
Inputs to residential construction industries, services.....		IP	2311002	144.543	145.490	146.317	141.645	141.702	0.0	-3.8
Inputs to residential construction industries, trade services ²		IP	23110021	150.144	151.587	152.253	145.542	144.653	-0.6	-7.9
Inputs to residential construction industries, transportation and warehousing services.....		IP	23110022	144.931	143.598	144.755	142.525	140.785	-1.2	4.9
Inputs to residential construction industries, services less trade, transportation, and warehousing.....		IP	23110023	127.884	128.209	129.390	129.866	132.489	2.0	7.8
Inputs to single family residential construction, excluding capital investment, labor, and imports.....		IP	231110	146.152	146.763	146.549	142.715	143.753	0.7	0.4
Inputs to single family residential construction, goods.....		IP	2311101	147.429	147.681	146.584	143.640	145.448	1.3	4.3
Inputs to single family residential construction, energy.....		IP	23111012	163.151	170.318	161.527	130.842	140.369	7.3	9.3
Inputs to single family residential construction, goods less foods and energy.....		IP	23111013	149.562	149.297	148.756	147.839	149.129	0.9	4.0
Inputs to single family residential construction, services.....		IP	2311102	144.481	145.482	146.232	141.435	141.379	0.0	-3.9
Inputs to single family residential construction, trade services ²		IP	23111021	149.819	151.274	151.810	145.260	144.403	-0.6	-7.5
Inputs to single family residential construction, transportation and warehousing services.....		IP	23111022	144.931	143.598	144.755	142.525	140.785	-1.2	4.9
Inputs to single family residential construction, services less trade, transportation, and warehousing.....		IP	23111023	129.636	129.979	131.419	132.123	134.947	2.1	8.4
Inputs to multifamily residential construction, excluding capital investment, labor, and imports.....		IP	231120	147.912	148.605	148.597	144.656	145.566	0.6	0.2
Inputs to multifamily residential construction, goods.....		IP	2311201	150.422	150.779	150.001	147.161	148.757	1.1	5.4
Inputs to multifamily residential construction, energy.....		IP	23112012	166.028	173.773	165.052	133.913	143.422	7.1	10.1
Inputs to multifamily residential construction, goods less foods and energy.....		IP	23112013	151.387	151.098	151.008	150.619	151.590	0.6	5.0
Inputs to multifamily residential construction, services.....		IP	2311202	145.185	146.235	147.039	141.938	141.904	0.0	-5.1
Inputs to multifamily residential construction, trade services ²		IP	23112021	150.565	152.225	152.877	145.445	144.423	-0.7	-9.6
Inputs to multifamily residential construction, transportation and warehousing services.....		IP	23112022	144.931	143.598	144.755	142.525	140.785	-1.2	4.9
Inputs to multifamily residential construction, services less trade, transportation, and warehousing.....		IP	23112023	121.975	122.133	123.185	123.802	126.128	1.9	7.1
Inputs to other residential construction, excluding capital investment, labor, and imports.....		IP	231130	146.179	146.849	146.618	142.553	143.771	0.9	1.4
Inputs to other residential construction, goods.....		IP	2311301	148.075	148.560	147.455	143.680	145.596	1.3	5.4
Inputs to other residential construction, energy.....		IP	23113012	160.556	168.287	159.519	127.930	137.380	7.4	9.2
Inputs to other residential construction, goods less foods and energy.....		IP	23113013	146.643	146.309	146.070	145.438	146.536	0.8	5.0
Inputs to other residential construction, services.....		IP	2311302	143.871	144.760	145.566	141.160	141.351	0.1	-3.3
Inputs to other residential construction, trade services ²		IP	23113021	150.831	152.238	152.937	146.218	145.341	-0.6	-7.9

See footnotes at end of table.

Table 14. Producer price indexes and percentage changes for net inputs to industries, excluding capital investment, labor, and imports; not seasonally adjusted — Continued
 [January 2023, Index base December 2014=100, unless otherwise indicated]

Title	Other index base	Commodity code		Unadjusted index ¹					Unadjusted 1-month percent change ¹	Unadjusted 12-month percent change ¹	
		Group code	Item code	Sept. 2022	Oct. 2022 ^P	Nov. 2022 ^P	Dec. 2022 ^P	Jan. 2023 ^P	Dec. to Jan. ^P	Jan. 2022 to Jan. 2023 ^P	
Inputs to other residential construction, transportation and warehousing services.....		IP	23113022	144.931	143.598	144.755	142.525	140.785	-1.2	4.9	
Inputs to other residential construction, services less trade, transportation, and warehousing.....		IP	23113023	119.404	119.719	120.614	120.977	123.283	1.9	7.4	
Inputs to nonresidential construction, excluding capital investment, labor, and imports.....	06/10	IP	231200	150.644	150.926	150.447	146.871	148.155	0.9	4.3	
Inputs to nonresidential construction, goods.....		IP	2312001	162.723	163.252	162.007	157.486	159.246	1.1	4.9	
Inputs to nonresidential construction, energy.....		IP	23120012	170.374	179.497	170.026	134.600	144.734	7.5	9.0	
Inputs to nonresidential construction, goods less foods and energy.....		IP	23120013	150.759	150.262	150.050	149.398	150.105	0.5	4.5	
Inputs to nonresidential construction, services.....		IP	2312002	146.948	146.754	147.811	145.701	146.180	0.3	3.1	
Inputs to nonresidential construction, trade services ²		IP	23120021	164.105	163.845	164.870	160.287	159.540	-0.5	-0.9	
Inputs to nonresidential construction, transportation and warehousing services.....		IP	23120022	144.931	143.598	144.755	142.525	140.785	-1.2	4.9	
Inputs to nonresidential construction, services less trade, transportation, and warehousing.....		IP	23120023	119.275	119.562	120.527	120.997	123.182	1.8	7.4	
Inputs to commercial and healthcare structures, excluding capital investment, labor, and imports.....		06/10	IP	231210	151.947	152.010	151.702	149.270	150.153	0.6	4.7
Inputs to commercial and healthcare structures, goods.....			IP	2312101	164.840	165.049	164.155	161.261	162.352	0.7	5.0
Inputs to commercial and healthcare structures, energy.....	IP		23121012	164.937	172.496	163.552	131.876	141.544	7.3	9.2	
Inputs to commercial and healthcare structures, goods less foods and energy.....	IP		23121013	152.821	152.472	152.238	151.678	152.071	0.3	4.7	
Inputs to commercial and healthcare structures, services.....	IP		2312102	148.774	148.485	149.571	147.823	148.361	0.4	3.8	
Inputs to commercial and healthcare structures, trade services ²	IP		23121021	168.107	167.728	168.537	164.563	163.793	-0.5	0.0	
Inputs to commercial and healthcare structures, transportation and warehousing services.....	IP		23121022	144.931	143.598	144.755	142.525	140.785	-1.2	4.9	
Inputs to commercial and healthcare structures, services less trade, transportation, and warehousing.....	IP		23121023	119.695	119.953	121.171	121.833	124.317	2.0	8.1	
Inputs to commercial structures, excluding capital investment, labor, and imports.....	06/10		IP	231211	152.506	152.549	152.231	149.819	150.665	0.6	4.9
Inputs to commercial structures, goods.....			IP	2312111	152.151	152.341	151.494	148.794	149.724	0.6	5.2
Inputs to commercial structures, energy.....		IP	23121112	165.181	172.871	163.904	131.963	141.651	7.3	9.2	
Inputs to commercial structures, goods less foods and energy.....		IP	23121113	153.269	152.905	152.650	152.085	152.392	0.2	4.9	
Inputs to commercial structures, services.....		IP	2312112	149.574	149.218	150.341	148.769	149.371	0.4	4.1	
Inputs to commercial structures, trade services ²		IP	23121121	169.233	168.631	169.540	165.847	165.181	-0.4	0.6	
Inputs to commercial structures, transportation and warehousing services.....		IP	23121122	144.931	143.598	144.755	142.525	140.785	-1.2	4.9	
Inputs to commercial structures, services less trade, transportation, and warehousing.....		IP	23121123	123.283	123.547	124.758	125.385	127.821	1.9	7.8	
Inputs to healthcare structures, excluding capital investment, labor, and imports.....		06/10	IP	231212	151.664	151.766	151.431	148.896	149.909	0.7	4.4
Inputs to healthcare structures, goods.....			IP	2312121	151.382	151.588	150.707	148.017	149.262	0.8	4.9
Inputs to healthcare structures, energy.....	IP		23121212	164.413	171.697	162.837	131.812	141.413	7.3	9.3	
Inputs to healthcare structures, goods less foods and energy.....	IP		23121213	152.390	152.072	151.774	151.159	151.813	0.4	4.7	
Inputs to healthcare structures, services.....	IP		2312122	149.003	148.837	149.885	147.800	148.208	0.3	3.2	
Inputs to healthcare structures, trade services ²	IP		23121221	165.220	165.210	165.941	161.513	160.606	-0.6	-0.9	
Inputs to healthcare structures, transportation and warehousing services.....	IP		23121222	144.931	143.598	144.755	142.525	140.785	-1.2	4.9	
Inputs to healthcare structures, services less trade, transportation, and warehousing.....	IP		23121223	120.822	121.054	122.310	123.036	125.569	2.1	8.4	
Inputs to industrial structures, excluding capital investment, labor, and imports.....	06/10		IP	231220	148.739	149.085	148.892	146.119	147.435	0.9	5.4
Inputs to industrial structures, goods.....			IP	2312201	156.005	156.736	156.018	152.733	154.337	1.1	6.5
Inputs to industrial structures, energy.....		IP	23122012	167.980	176.453	167.219	133.395	143.322	7.4	9.1	
Inputs to industrial structures, goods less foods and energy.....		IP	23122013	144.911	144.874	144.995	144.763	145.488	0.5	6.3	
Inputs to industrial structures, services.....		IP	2312202	149.393	148.870	149.896	148.002	148.829	0.6	2.8	
Inputs to industrial structures, trade services ²		IP	23122021	166.898	165.886	167.370	163.165	163.174	0.0	-1.0	
Inputs to industrial structures, transportation and warehousing services.....		IP	23122022	144.931	143.598	144.755	142.525	140.785	-1.2	4.9	
Inputs to industrial structures, services less trade, transportation, and warehousing.....		IP	23122023	120.792	120.994	121.500	121.761	123.929	1.8	6.0	
Inputs to other nonresidential construction, excluding capital investment, labor, and imports.....		06/10	IP	231230	150.085	150.476	149.970	146.069	147.414	0.9	4.2
Inputs to other nonresidential construction, goods.....			IP	2312301	161.666	162.345	161.044	156.067	157.949	1.2	4.9
Inputs to other nonresidential construction, energy.....	IP		23123012	166.032	175.153	166.788	134.148	142.993	6.6	9.8	
Inputs to other nonresidential construction, goods less foods and energy.....	IP		23123013	150.140	149.566	149.364	148.679	149.480	0.5	4.3	
Inputs to other nonresidential construction, services.....	IP		2312302	145.990	145.848	146.891	144.674	145.101	0.3	2.9	
Inputs to other nonresidential construction, trade services ²	IP	23123021	162.706	162.539	163.580	158.815	158.011	-0.5	-1.1		

See footnotes at end of table.

Table 14. Producer price indexes and percentage changes for net inputs to industries, excluding capital investment, labor, and imports; not seasonally adjusted — Continued
 [January 2023, Index base December 2014=100, unless otherwise indicated]

Title	Other index base	Commodity code		Unadjusted index ¹					Unadjusted 1-month percent change ¹	Unadjusted 12-month percent change ¹
		Group code	Item code	Sept. 2022	Oct. 2022 ^P	Nov. 2022 ^P	Dec. 2022 ^P	Jan. 2023 ^P	Dec. to Jan. ^P	Jan. 2022 to Jan. 2023 ^P
Inputs to other nonresidential construction, transportation and warehousing services.....		IP	23123022	144.931	143.598	144.755	142.525	140.785	-1.2	4.9
Inputs to other nonresidential construction, services less trade, transportation, and warehousing.....		IP	23123023	119.007	119.296	120.225	120.662	122.754	1.7	7.2
Inputs to highways and streets, excluding capital investment, labor, and imports.....		IP	231231	147.296	147.611	147.039	143.052	144.563	1.1	4.9
Inputs to highways and streets, goods.....		IP	2312311	147.677	148.234	147.038	142.395	144.274	1.3	5.5
Inputs to highways and streets, energy.....		IP	23123112	173.288	183.238	173.485	136.067	146.450	7.6	8.8
Inputs to highways and streets, goods less foods and energy....		IP	23123113	147.933	147.300	147.171	146.617	147.518	0.6	5.1
Inputs to highways and streets, services.....		IP	2312312	143.966	143.601	144.776	142.670	143.156	0.3	3.5
Inputs to highways and streets, trade services ²		IP	23123121	163.402	162.747	164.019	159.351	158.806	-0.3	-0.3
Inputs to highways and streets, transportation and warehousing services.....		IP	23123122	141.894	140.588	141.722	139.539	137.835	-1.2	4.9
Inputs to highways and streets, services less trade, transportation, and warehousing.....		IP	23123123	118.046	118.352	119.385	119.947	122.108	1.8	8.0
Inputs to power and communication structures, excluding capital investment, labor, and imports.....		IP	231232	148.343	148.802	148.272	143.757	145.029	0.9	3.7
Inputs to power and communication structures, goods.....		IP	2312321	154.121	154.921	153.428	146.987	148.824	1.2	4.2
Inputs to power and communication structures, energy.....		IP	23123212	159.704	167.680	160.350	131.888	140.125	6.2	11.5
Inputs to power and communication structures, goods less foods and energy.....		IP	23123213	151.932	150.893	150.900	150.121	150.464	0.2	2.7
Inputs to power and communication structures, services.....		IP	2312322	140.287	140.267	141.091	139.283	139.775	0.4	2.9
Inputs to power and communication structures, trade services ²		IP	23123221	160.781	160.659	161.616	157.064	156.125	-0.6	-0.6
Inputs to power and communication structures, transportation and warehousing services.....		IP	23123222	144.931	143.598	144.755	142.525	140.785	-1.2	4.9
Inputs to power and communication structures, services less trade, transportation, and warehousing.....		IP	23123223	118.417	118.656	119.299	119.494	121.046	1.3	5.6
Inputs to educational and vocational structures, excluding capital investment, labor, and imports.....		IP	231233	151.333	151.370	151.039	148.459	149.263	0.5	3.3
Inputs to educational and vocational structures, goods.....		IP	2312331	151.247	151.372	150.449	147.694	148.648	0.6	3.4
Inputs to educational and vocational structures, energy.....		IP	23123312	158.251	165.437	156.881	126.665	135.926	7.3	9.3
Inputs to educational and vocational structures, goods less foods and energy.....		IP	23123313	151.206	150.805	150.449	149.730	150.082	0.2	3.0
Inputs to educational and vocational structures, services.....		IP	2312332	148.926	148.746	149.862	147.757	148.173	0.3	3.2
Inputs to educational and vocational structures, trade services ²		IP	23123321	163.492	163.402	164.377	160.140	159.249	-0.6	-0.5
Inputs to educational and vocational structures, transportation and warehousing services.....		IP	23123322	144.931	143.598	144.755	142.525	140.785	-1.2	4.9
Inputs to educational and vocational structures, services less trade, transportation, and warehousing.....		IP	23123323	120.361	120.629	121.787	122.389	125.035	2.2	8.1
Inputs to other misc. nonresidential construction, excluding capital investment, labor, and imports.....		IP	231234	149.677	150.034	149.497	145.645	147.195	1.1	3.7
Inputs to other misc. nonresidential construction, goods.....		IP	2312341	148.684	149.202	147.955	143.571	145.680	1.5	4.5
Inputs to other misc. nonresidential construction, energy.....		IP	23123412	170.352	179.628	170.223	134.737	144.745	7.4	9.0
Inputs to other misc. nonresidential construction, goods less foods and energy.....		IP	23123413	149.558	149.023	148.738	148.030	149.237	0.8	4.0
Inputs to other misc. nonresidential construction, services.....		IP	2312342	146.953	146.960	147.944	145.345	145.667	0.2	2.0
Inputs to other misc. nonresidential construction, trade services ²		IP	23123421	161.526	161.749	162.644	157.367	156.473	-0.6	-2.5
Inputs to other misc. nonresidential construction, transportation and warehousing services.....		IP	23123422	144.931	143.598	144.755	142.525	140.785	-1.2	4.9
Inputs to other misc. nonresidential construction, services less trade, transportation, and warehousing.....		IP	23123423	119.045	119.324	120.257	120.706	122.843	1.8	7.3
Maintenance and repair construction										
Inputs to maintenance and repair construction, excluding capital investment, labor, and imports.....		IP	232000	146.753	147.543	147.136	142.753	144.172	1.0	2.4
Inputs to maintenance and repair construction, goods.....	06/86	IP	2320001	331.155	333.218	330.120	319.435	324.320	1.5	5.4
Inputs to maintenance and repair construction, energy.....		IP	23200012	184.204	197.686	186.427	142.271	154.880	8.9	9.6
Inputs to maintenance and repair construction, goods less foods and energy.....		IP	23200013	147.811	147.389	147.044	146.437	147.597	0.8	5.0
Inputs to maintenance and repair construction, services.....		IP	2320002	144.107	144.711	145.664	141.852	141.941	0.1	-1.8
Inputs to maintenance and repair construction, trade services ²		IP	23200021	151.807	152.802	153.711	148.255	147.607	-0.4	-4.9
Inputs to maintenance and repair construction, transportation and warehousing services.....		IP	23200022	144.931	143.598	144.755	142.525	140.785	-1.2	4.9
Inputs to maintenance and repair construction, services less trade, transportation, and warehousing.....		IP	23200023	119.190	119.268	120.281	121.013	123.259	1.9	7.7
Inputs to residential maintenance and repair, excluding capital investment, labor, and imports.....		IP	232100	144.124	144.842	144.949	141.287	142.189	0.6	1.4
Inputs to residential maintenance and repair, goods.....	06/86	IP	2321001	307.528	308.804	306.744	299.734	303.630	1.3	5.9
Inputs to residential maintenance and repair, energy.....		IP	23210012	183.206	195.253	184.693	141.875	153.025	7.9	8.6

See footnotes at end of table.

Table 14. Producer price indexes and percentage changes for net inputs to industries, excluding capital investment, labor, and imports; not seasonally adjusted — Continued
 [January 2023, Index base December 2014=100, unless otherwise indicated]

Title	Other index base	Commodity code		Unadjusted index ¹					Unadjusted 1-month percent change ¹	Unadjusted 12-month percent change ¹
		Group code	Item code	Sept. 2022	Oct. 2022 ^P	Nov. 2022 ^P	Dec. 2022 ^P	Jan. 2023 ^P	Dec. to Jan. ^P	Jan. 2022 to Jan. 2023 ^P
Inputs to residential maintenance and repair, goods less foods and energy.....		IP	23210013	145.958	145.750	145.445	144.902	146.135	0.9	5.7
Inputs to residential maintenance and repair, services.....		IP	2321002	144.663	145.502	146.667	142.620	142.295	-0.2	-2.9
Inputs to residential maintenance and repair, trade services ²		IP	23210021	149.640	150.744	151.967	146.855	145.843	-0.7	-5.2
Inputs to residential maintenance and repair, transportation and warehousing services.....		IP	23210022	144.931	143.598	144.755	142.525	140.785	-1.2	4.9
Inputs to residential maintenance and repair, services less trade, transportation, and warehousing.....		IP	23210023	126.558	126.908	127.838	128.227	130.673	1.9	7.0
Inputs to nonresidential maintenance and repair, excluding capital investment, labor, and imports.....		IP	232200	147.874	148.543	147.940	143.336	144.802	1.0	2.3
Inputs to nonresidential maintenance and repair, goods.....	06/86	IP	2322001	337.239	338.977	335.610	323.911	328.701	1.5	4.4
Inputs to nonresidential maintenance and repair, energy.....		IP	23220012	183.511	195.673	185.108	142.271	153.361	7.8	8.5
Inputs to nonresidential maintenance and repair, goods less foods and energy.....		IP	23220013	148.368	147.765	147.348	146.647	147.760	0.8	3.9
Inputs to nonresidential maintenance and repair, services.....		IP	2322002	144.379	144.880	145.734	142.106	142.278	0.1	-1.2
Inputs to nonresidential maintenance and repair, trade services ²		IP	23220021	153.622	154.487	155.156	149.620	148.836	-0.5	-5.0
Inputs to nonresidential maintenance and repair, transportation and warehousing services.....		IP	23220022	144.931	143.598	144.755	142.525	140.785	-1.2	4.9
Inputs to nonresidential maintenance and repair, services less trade, transportation, and warehousing.....		IP	23220023	118.742	119.000	120.186	120.833	123.339	2.1	8.3
Manufacturing³										
Inputs to 325510, paint and coating manufacturing, excluding capital investment, labor, and imports.....	03/13	IP	325510	131.690	130.282	129.876	128.531	127.812	-0.6	3.9
Inputs to 325510, goods.....	03/13	IP	3255101	127.643	126.154	125.566	124.300	123.430	-0.7	3.5
Inputs to 325510, energy.....	03/13	IP	32551012	116.304	116.742	111.343	99.204	105.427	6.3	10.8
Inputs to 325510, goods less foods and energy.....	03/13	IP	32551013	128.555	127.001	126.554	125.607	124.507	-0.9	3.3
Inputs to 325510, services.....	03/13	IP	3255102	148.990	148.299	149.255	147.458	147.854	0.3	6.1
Inputs to 325510, trade services ²	03/13	IP	32551021	151.823	151.338	152.333	149.946	151.525	1.1	4.8
Inputs to 325510, transportation and warehousing services.....	03/13	IP	32551022	139.633	138.768	139.643	138.512	137.949	-0.4	7.7
Inputs to 326100, plastics products manufacturing, excluding capital investment, labor, and imports.....	03/14	IP	326100	128.354	126.220	123.166	121.580	120.817	-0.6	-1.3
Inputs to 326100, goods.....	03/14	IP	3261001	123.764	121.343	117.514	115.608	114.615	-0.9	-3.8
Inputs to 326100, energy.....	03/14	IP	32610012	129.676	123.524	118.418	117.049	125.882	7.5	13.7
Inputs to 326100, goods less foods and energy.....	03/14	IP	32610013	123.356	121.229	117.497	115.549	113.869	-1.5	-5.0
Inputs to 326100, services.....	03/14	IP	3261002	142.898	142.449	143.762	144.007	144.596	0.4	11.2
Inputs to 326100, trade services ²	03/14	IP	32610021	157.260	156.641	157.717	158.463	158.069	-0.2	12.8
Inputs to 326100, transportation and warehousing services.....	03/14	IP	32610022	131.913	130.879	131.849	130.524	129.619	-0.7	5.8
Inputs to 326100, services less trade, transportation, and warehousing.....	03/14	IP	32610023	118.945	119.483	121.509	122.560	126.109	2.9	13.6
Inputs to 333130, mining and oil and gas field machinery mfg, excluding capital investment, labor, and imports.....	04/14	IP	333130	145.127	143.236	142.976	141.568	141.981	0.3	-4.6
Inputs to 333130, goods.....	04/14	IP	3331301	135.903	133.483	132.629	131.675	131.982	0.2	-6.7
Inputs to 333130, energy.....	04/14	IP	33313012	129.587	131.621	133.234	137.654	135.974	-1.2	15.7
Inputs to 333130, goods less foods and energy.....	04/14	IP	33313013	136.131	133.638	132.742	131.701	132.051	0.3	-7.0
Inputs to 333130, services.....	04/14	IP	3331302	158.888	159.039	160.845	158.056	158.757	0.4	1.7
Inputs to 333130, trade services ²	04/14	IP	33313021	172.523	171.688	173.883	168.874	169.791	0.5	-3.9
Inputs to 333130, transportation and warehousing services.....	04/14	IP	33313022	130.397	130.440	130.308	129.077	128.091	-0.8	7.6
Inputs to 333130, services less trade, transportation, and warehousing.....	04/14	IP	33313023	138.753	140.288	142.657	142.171	143.838	1.2	8.4
Inputs to 336111, automobile manufacturing, excluding capital investment, labor, and imports.....	02/14	IP	336111	131.639	131.619	132.658	132.194	132.752	0.4	4.7
Inputs to 336111, goods.....	02/14	IP	3361111	117.078	117.161	117.431	117.424	118.104	0.6	5.1
Inputs to 336111, goods less foods and energy.....	02/14	IP	33611113	117.078	117.161	117.431	117.424	118.104	0.6	5.1
Inputs to 336111, services.....	02/14	IP	3361112	165.624	165.298	168.574	166.767	166.515	-0.2	3.4
Inputs to 336111, trade services ²	02/14	IP	33611121	166.521	166.268	169.684	167.914	167.881	0.0	3.4
Inputs to 336111, transportation and warehousing services.....	02/14	IP	33611122	147.217	145.863	147.039	144.774	143.007	-1.2	4.9
Inputs to 336411, airplane manufacturing, excluding capital investment, labor, and imports.....	02/14	IP	336411	126.251	125.989	126.341	125.914	126.740	0.7	1.8
Inputs to 336411, goods.....	02/14	IP	3364111	118.794	118.556	118.628	118.427	119.038	0.5	1.5
Inputs to 336411, energy.....	02/14	IP	33641112	122.187	150.756	169.062	178.245	161.637	-9.3	29.1
Inputs to 336411, goods less foods and energy.....	02/14	IP	33641113	118.920	118.654	118.709	118.498	119.142	0.5	1.5
Inputs to 336411, services.....	02/14	IP	3364112	152.390	152.045	153.404	152.165	153.791	1.1	2.6
Inputs to 336411, trade services ²	02/14	IP	33641121	168.621	168.243	171.316	168.358	168.565	0.1	0.8
Inputs to 336411, transportation and warehousing services.....	02/14	IP	33641122	146.231	144.886	146.055	143.805	142.049	-1.2	4.9
Inputs to 336411, services less trade, transportation, and warehousing.....	02/14	IP	33641123	128.935	128.786	128.776	129.071	131.783	2.1	3.8

See footnotes at end of table.

Table 14. Producer price indexes and percentage changes for net inputs to industries, excluding capital investment, labor, and imports; not seasonally adjusted — Continued
 [January 2023, Index base December 2014=100, unless otherwise indicated]

Title	Other index base	Commodity code		Unadjusted index ¹					Unadjusted 1-month percent change ¹	Unadjusted 12-month percent change ¹
		Group code	Item code	Sept. 2022	Oct. 2022 ^p	Nov. 2022 ^p	Dec. 2022 ^p	Jan. 2023 ^p	Dec. to Jan. ^p	Jan. 2022 to Jan. 2023 ^p
Inputs to 336611, ship building and repairing, excluding capital investment, labor, and imports.....	02/14	IP	336611	140.724	140.327	140.947	140.777	142.234	1.0	3.5
Inputs to 336611, goods.....	02/14	IP	3366111	133.959	132.882	132.792	132.619	134.271	1.2	1.8
Inputs to 336611, energy.....	02/14	IP	33661112	138.759	133.300	129.246	130.776	135.494	3.6	12.6
Inputs to 336611, goods less foods and energy.....	02/14	IP	33661113	133.751	132.813	132.850	132.622	134.165	1.2	1.4
Inputs to 336611, services.....	02/14	IP	3366112	150.673	151.849	154.068	153.913	154.977	0.7	7.0
Inputs to 336611, trade services ²	02/14	IP	33661121	179.347	179.170	180.097	177.036	176.710	-0.2	0.3
Inputs to 336611, transportation and warehousing services.....	02/14	IP	33661122	133.761	135.045	133.737	133.249	132.836	-0.3	10.4
Inputs to 336611, services less trade, transportation, and warehousing.....	02/14	IP	33661123	137.433	138.845	141.868	142.487	143.951	1.0	8.6
Services³										
Inputs to 484000, truck transportation, excluding capital investment, labor, and imports.....	03/14	IP	484000	157.821	165.997	162.520	141.066	144.367	2.3	12.6
Inputs to 484000, goods.....	03/14	IP	4840001	174.900	192.104	185.903	135.398	144.478	6.7	21.5
Inputs to 484000, energy.....	03/14	IP	48400012	171.545	189.000	182.717	131.487	140.752	7.0	22.4
Inputs to 484000, goods less foods and energy.....	03/14	IP	48400013	110.948	110.828	110.715	110.776	111.330	0.5	3.3
Inputs to 484000, services.....	03/14	IP	4840002	137.003	137.397	136.312	139.696	138.888	-0.6	6.6
Inputs to 484000, trade services ²	03/14	IP	48400021	179.374	177.200	180.012	198.959	183.583	-7.7	24.5
Inputs to 484000, transportation and warehousing services.....	03/14	IP	48400022	133.527	134.894	131.661	131.403	133.275	1.4	-0.1
Inputs to 484000, services less trade, transportation, and warehousing.....	03/14	IP	48400023	121.521	121.774	122.039	122.572	123.418	0.7	4.6
Inputs to 621A00, offices of health practitioners, excluding capital investment, labor, and imports.....	03/13	IP	621A00	129.360	129.516	129.804	130.163	131.864	1.3	6.6
Inputs to 621A00, goods.....	03/13	IP	621A001	139.602	139.374	139.058	139.254	140.874	1.2	5.2
Inputs to 621A00, energy.....	03/13	IP	621A0012	139.824	132.689	127.533	128.690	135.257	5.1	12.4
Inputs to 621A00, goods less foods and energy.....	03/13	IP	621A0013	140.157	140.417	140.443	140.571	141.826	0.9	4.7
Inputs to 621A00, services.....	03/13	IP	621A002	125.571	125.914	126.498	126.940	128.680	1.4	7.3
Inputs to 621A00, trade services ²	03/13	IP	621A0021	150.192	149.328	151.550	150.096	152.880	1.9	12.3
Inputs to 621A00, transportation and warehousing services.....	03/13	IP	621A0022	113.803	120.261	114.080	117.010	119.555	2.2	26.1
Inputs to 621A00, services less trade, transportation and warehousing.....	03/13	IP	621A0023	119.999	120.325	120.864	121.528	123.075	1.3	5.9
Inputs to 813000, membership associations and organizations, excluding capital investment, labor, and imports.....	05/14	IP	813000	150.332	151.763	154.875	152.896	156.323	2.2	6.8
Inputs to 813000, goods.....	05/14	IP	8130001	154.939	159.239	153.830	136.035	143.502	5.5	12.1
Inputs to 813000, energy.....	05/14	IP	81300012	168.982	175.519	166.410	138.436	148.862	7.5	10.7
Inputs to 813000, goods less foods and energy.....	05/14	IP	81300013	131.787	132.081	133.325	133.789	135.950	1.6	14.8
Inputs to 813000, services.....	05/14	IP	8130002	147.497	148.510	152.896	153.161	156.072	1.9	6.2
Inputs to 813000, trade services ²	05/14	IP	81300021	137.309	139.436	139.465	135.150	132.321	-2.1	9.4
Inputs to 813000, transportation and warehousing services.....	05/14	IP	81300022	127.274	127.801	128.116	127.560	133.587	4.7	9.6
Inputs to 813000, services less trade, transportation, and warehousing.....	05/14	IP	81300023	148.495	149.520	154.258	154.659	157.421	1.8	5.9
Inputs to 813000, maintenance and repair construction.....	05/14	IP	8130003	130.324	131.098	131.253	131.324	132.319	0.8	6.3

¹ All indexes are subject to revision for 4 months after their originally scheduled publication to incorporate late reports and corrections by survey respondents.

² Trade indexes measure changes in margins received by wholesalers and retailers.

³ PPI data for these Net Inputs to Industry Indexes are organized by Bureau of Economic Analysis (BEA) Industry code. The set of products included in an industry input index and the weights for each commodity included in the index are derived from the BEA's Input-Output Accounts Use of Commodities by Industry table in conjunction with U.S. Census Bureau revenue data. For more information, visit <https://www.bls.gov/ppi/notices/2015/updated-inputs-to-industry-producer-price-indexes.htm> online.

p Preliminary

Table 15. Industry and industry-classified product indexes recoded, effective January 2023

<u>Old Code</u>	<u>New Code</u>	<u>Old Code</u>	<u>New Code</u>
2121112121111	212110212110111	3169983169984	31699031699024
2121112121113	212110212110113	3169983169985	31699031699025
212111212111P	21211021211011	316998316998P	3169903169902
2121122121123	212110212110123	3212133212130	3212153212151
212112212112P	21211021211012	32121332121301	32121532121511
212113212113P	2121102121105	32121332121302	32121532121512
2122212122210	2122202122201	3212143212140	3212153212152
2123242123240	2123232123231	322121322121	322120322120
2123252123255	2123232123232	3221213221216	3221203221201
2123252123259	2123232123233	322121322121F	3221203221202
212325212325B	2123232123234	322121322121K	3221203221203
212325212325V	2123232123235	322121322121P	322120322120P
2123912123913	2123902123902	322121322121Q	3221203221204
2123932123933	2123902123905	3221223221221	32212032212051
212399212399A	2123902123909	3221223221223	32212032212052
3113403113401	3113403113405	322122322122P	3221203221205
3113523113521	3113523113523	325412325412G411	325412325412G611
31152031152005	31152031152009	325412325412T	325412325412W
3117103117101	3117103117105	327215327215B	327215327215F
31171031171021	3117103117106	327215327215C	327215327215E1
31171031171022	3117103117107	327215327215C1	327215327215E11
31171031171023	3117103117103	327215327215C3	327215327215E13
31171031171024	3117103117109	327215327215D	327215327215E2
3151103151100	31512031512010	3314203314205	331420331420B1
315110315110P	3151203151201	3314203314207	331420331420B3
3151903151903	31512031512023	3314203314209	331420331420B5
31519031519031	315120315120231	333244333244P	3332483332484
31519031519035	315120315120235	3332443332442	33324833324842
3151903151903F	31512031512023F	3332443332447	33324833324847
315190315190P	3151203151202	333244333244A	3332483332484A
3152203152201	31525031525011	333244333244A7	3332483332484A7
3152203152202	31525031525012	333244333244A8	3332483332484A8
3152203152206	31525031525013	333249333249	333248333248
315220315220A	31525031525014	333249333249P	3332483332489
315220315220C	31525031525015	3332493332491	33324833324891
315220315220E	31525031525016	33324933324914	333248333248914
315220315220P	3152503152501	33324933324919	333248333248919
3152403152401	31525031525021	3332493332493	33324833324893
3152403152402	31525031525022	3332493332495	33324833324895
3152403152403	31525031525023	3332493332497	33324833324897
3152403152404	31525031525024	3332493332498	33324833324898
3152403152408	31525031525025	3332493332499	333248333248989
3152403152409	31525031525026	333249333249B	33324833324898B
315240315240P	3152503152502	333249333249C	33324833324898C
3152803152802	31525031525031	333249333249F	33324833324898F
31528031528025	315250315250312	333249333249P	333248333248P
3152803152806	31525031525032	333314333314P	3333103333104
3169923169920	3169903169901	3333143333141	33331033331041
3169983169981	31699031699021	3333143333143	33331033331043
3169983169982	31699031699022	333316333316P	3333103333106

Table 15. Industry and industry-classified product indexes recoded, effective January 2023--Continued

<u>Old Code</u>	<u>New Code</u>	<u>Old Code</u>	<u>New Code</u>
333318333318	333310333310	3359113359111	33591033591011
333318333318P	3333103333108	3359113359114	33591033591012
3333183333181	33331033331081	3359113359118	33591033591013
3333183333183	33331033331083	335911335911P	335910335910P
3333183333185	33331033331085	335912335912P	3359103359102
333318333318A	3333103333108A	337124337124	337126337126
333318333318A1	3333103333108A1	3371243371241	3371263371261
333318333318A2	3333103333108A2	3371243371246	3371263371263
333318333318A3	3333103333108A3	33712433712481	3371263371264
333318333318C	3333103333108C	33712433712482	3371263371265
333318333318F	3333103333108F	337124337124P	337126337126P
333318333318H	3333103333108H	3371253371250	3371263371266
333318333318J	3333103333108J	44131-44131-	44133-44133-
333318333318J4	3333103333108J4	441310441310	441330441330
333318333318J5	3333103333108J5	4413104413101	441330441330A
333318333318J6	3333103333108J6	441310441310P	441330441330P
333318333318P	333310333310P	44132-44132-	44134-44134-
333997333997P	3339983339987	441320441320	441340441340
3339973339974	33399833399874	4413204413201	441340441340A
3339973339976	33399833399876	441320441320P	441340441340P
3339973339977	33399833399877	442110442110	449110449110
33399733399771	333998333998771	4421104421101	449110449110A
33399733399772	333998333998772	442110442110P	449110449110P
33399733399773	333998333998773	44211-44211-	44911-44911-
333999333999	333998333998	442210442210	449121449121
333999333999P	3339983339989	4422104422101	449121449121A
3339993339991	33399833399891	442210442210P	449121449121P
33399933399911	333998333998911	44221-44221-	44912-44912-
33399933399912	333998333998912	443100443100	449210449210
33399933399913	333998333998913	4431004431001	449210449210A1
3339993339997	33399833399897	4431004431002	449210449210A2
333999333999P	333998333998P	4431004431003	449210449210A3
334118334118B1	334118334118D	4431004431004	449210449210A4
334118334118B2	334118334118E	443100443100P	449210449210A
334210334210P	3342103342100	443100443100P	449210449210P
334514334514P	3345143345140	44310-44310-	44921-44921-
335110335110P	3351393351391	4431--4431--	4492--4492--
335121335121	335131335131	4441004441001	444100444100A
3351213351211	3351313351311	44410044410011	444100444100A1
3351213351214	3351313351314	44410044410012	444100444100A2
335121335121P	335131335131P	444220444220	444240444240
335122335122	335132335132	4442204442201	444240444240A
3351223351221	3351323351321	444220444220P	444240444240P
3351223351225	3351323351325	44422-44422-	44424-44424-
335122335122P	335132335132P	4452004452001	445200445200A
335129335129	335139335139	445200445200101	445200445200A1
3351293351291	3351393351392	445200445200102	445200445200A2
3351293351294	3351393351393	445200445200103	445200445200A3
335911335911	335910335910	445200445200104	445200445200A4
335911335911P	3359103359101	445310445310	445320445320

Table 15. Industry and industry-classified product indexes recoded, effective January 2023--Continued

<u>Old Code</u>	<u>New Code</u>	<u>Old Code</u>	<u>New Code</u>
4453104453101	445320445320A	4483--4483--	4583--4583--
44531044531011	445320445320A1	448---448---	458---458---
44531044531012	445320445320A2	451110451110	459110459110
445310445310P	445320445320P	4511104511101	459110459110A
44531-44531-	44532-44532-	45111045111011	459110459110A1
446110446110	456110456110	45111045111012	459110459110A2
4461104461101	456110456110A1	451110451110P	459110459110P
4461104461104	456110456110A2	45111-45111-	45911-45911-
44611044611041	456110456110A21	451120451120	459120459120
44611044611042	456110456110A22	4511204511201	459120459120A
446110446110P	456110456110A	45112045112011	459120459120A1
446110446110P	456110456110P	45112045112012	459120459120A2
44611-44611-	45611-45611-	451120451120P	459120459120P
446130446130	456130456130	45112-45112-	45912-45912-
4461304461301	456130456130A	4511--4511--	4591--4591--
446130446130P	456130456130P	451211451211	459210459210
44613-44613-	45613-45613-	4512114512111	459210459210A
4461--4461--	4561--4561--	451211451211101	459210459210A1
446191446191	456191456191	451211451211102	459210459210A2
4461914461911	456191456191A	451211451211P	459210459210P
44619144619111	456191456191A1	45121-45121-	45921-45921-
44619144619112	456191456191A2	4512--4512--	4592--4592--
446191446191P	456191456191P	452210452210	455110455110
446---446---	456---456---	4522104522101	455110455110A
447100447100	457100457100	452210452210P	455110455110P
4471004471001	4571004571001	45221-45221-	45511-45511-
44710044710011	45710045710011	4522--4522--	4551--4551--
44710044710012	45710045710012	452310452310	455210455210
447100447100P	457100457100P	4523104523101	455210455210A
44710-44710-	45710-45710-	45231045231011	455210455210A1
4471--4471--	4571--4571--	45231045231012	455210455210A2
448100448100	458110458110	452310452310P	455210455210P
4481004481001	458110458110A1	45231-45231-	45521-45521-
44810044810011	458110458110A11	4523--4523--	4552--4552--
44810044810012	458110458110A12	452---452---	455---455---
44810044810013	458110458110A13	453200453200	459400459400
4481004481002	458110458110A2	4532004532001	459400459400A
448100448100P	458110458110A	453200453200P	459400459400P
448100448100P	458110458110P	45320-45320-	45940-45940-
44810-44810-	45811-45811-	4532--4532--	4594--4594--
4481--4481--	4581--4581--	454310454310	457210457210
448210448210	458210458210	4543104543101	4572104572101
4482104482101	458210458210A	454310454310P	457210457210P
448210448210P	458210458210P	45431-45431-	4572--4572--
44821-44821-	45821-45821-	45431-45431-	45721-45721-
4482--4482--	4582--4582--	5111105111105	513110513110111
448310448310	458310458310	51111051111051	5131105131101111
4483104483101	458310458310A	51111051111052	5131105131101112
448310448310P	458310458310P	5111105111106	513110513110112
44831-44831-	45831-45831-	51111051111061	5131105131101121

Table 15. Industry and industry-classified product indexes recoded, effective January 2023--Continued

<u>Old Code</u>	<u>New Code</u>	<u>Old Code</u>	<u>New Code</u>
51111051111062	5131105131101122	515120515120P	516120516120P
511110511110P	51311051311011	51512-51512-	51612-51612-
5111205111202	513120513120111	5151--5151--	5161--5161--
51112051112021	5131205131201111	515210515210	516210516210
51112051112022	5131205131201112	5152105152101	51621051621011
5111205111205	513120513120112	5152105152102	51621051621012
51112051112051	5131205131201121	515210515210P	5162105162101
51112051112052	5131205131201122	515210515210P	516210516210P
511120511120P	51312051312011	51521-51521-	51621-51621-
511130511130F	513130513130101	5152--5152--	5162--5162--
511130511130F1	5131305131301011	515---515---	516---516---
511130511130F11	51313051313010111	522120522120	522180522180
511130511130F12	51313051313010112	5221205221201	5221805221801
511130511130F2	5131305131301012	522120522120101	522180522180101
511130511130F21	51313051313010121	522120522120102	522180522180102
511130511130F22	51313051313010122	522120522120103	522180522180103
511130511130F3	5131305131301013	522120522120105	522180522180105
511130511130F4	5131305131301014	522120522120106	522180522180106
511130511130F5	5131305131301015	522120522120109	522180522180109
511130511130P	5131305131301	522120522120111	522180522180111
5111405111401	513140513140111	5221205221202	5221805221802
5111405111405	513140513140112	522120522120201	522180522180201
511140511140P	51314051314011	522120522120202	522180522180202
5111915111913	513191513191101	5221205221203	5221805221803
5111995111996	51319951319911	522120522120P	522180522180P
511210511210	513210513210	52212-52212-	52218-52218-
5112105112105	5132105132105	5231105231102	523150523150201
511210511210505	513210513210505	523110523110201	5231505231502011
51121051121050501	51321051321050501	523110523110202	5231505231502012
51121051121050502	51321051321050502	5231105231103	523150523150202
511210511210505021	513210513210505021	5231105231104	523150523150203
511210511210505022	513210513210505022	523110523110P	5231505231502
511210511210506	513210513210506	5231205231201	523150523150101
5112105112107	5132105132107	523120523120101	5231505231501011
511210511210P	513210513210P	523120523120102	5231505231501012
51121-51121-	51321-51321-	5231205231204	523150523150102
5112--5112--	5132--5132--	523120523120P	5231505231501
515110515110	516110516110	5239205239201	52394052394011
5151105151101	5161105161101	523920523920101	5239405239401101
515110515110101	516110516110101	523920523920102	5239405239401102
51511051511010101	51611051611010101	523920523920103	5239405239401103
51511051511010102	51611051611010102	5239205239202	52394052394012
515110515110102	516110516110102	523920523920201	5239405239401201
5151105151102	5162105162103	523920523920202	5239405239401202
515110515110P	516110516110P	523920523920203	5239405239401203
51511-51511-	51611-51611-	523920523920P	5239405239401
515120515120	516120516120	5239305239301	52394052394021
5151205151203	5161205161203	523930523930P	5239405239402
5151205151204	5161205161204		

Table 16. New industry and industry-classified product indexes introduced into the Producer Price Index, effective January 2023

212110212110	331110331110T	456110456110B	51314051314012
2121102121101	331420331420B	456130456130B	513140513140P
212110212110121	3327223327223156	456191456191B	51319-51319-
2121102121104	33299233299208	457---457---	513191513191
212110212110P	332999332999D	458110458110B	5131915131911
212220212220	33299T33299T2	458210458210B	513191513191102
212220212220P	33399833399893	458310458310B	513191513191P
212323212323	334111334111E	459110459110B	513199513199
212323212323P	334519334519A	459120459120B	5131995131991
212390212390	33513-33513-	459210459210B	51319951319912
2123902123901	335139335139P	459400459400B	513199513199122
2123902123907	33621133621143	513---513---	513199513199P
212390212390P	3365103365108	5131--5131--	52315-52315-
221210221210117	3371103371106	51311-51311-	523150523150
31152031152006	337122337122G	513110513110	523150523150P
31512-31512-	3399993399994	5131105131101	52394-52394-
315120315120	42450042450013	51311051311012	523940523940
315120315120P	441330441330B	513110513110P	523940523940P
31525-31525-	441340441340B	51312-51312-	
315250315250	444100444100B	513120513120	
3152503152503	444240444240B	5131205131201	
315250315250P	445200445200B	51312051312012	
316990316990	445320445320B	513120513120P	
316990316990P	449---449---	51313-51313-	
321215321215	4491--4491--	513130513130	
321215321215P	449110449110B	5131305131302	
32221932221998	449121449121B	513130513130P	
3251933251932	449210449210B	51314-51314-	
3252203252205	455110455110B	513140513140	
327215327215E	455210455210B	5131405131401	

Table 17. Industry and industry-classified product indexes deleted from the Producer Price Index, effective January 2023

212111212111	31522031522022	322121322121Q7	3371223371224
21211121211111	31522031522029	322121322121Q9	337122337122A
21211121211112	315220315220294	322122322122	337122337122E
21211121211131	315220315220296	3231133231132	3371243371248
21211121211135	31522031522061	32311K32311K81	337125337125
212112212112	31522031522063	32522032522091	337125337125P
2121122121121	315220315220A1	32522032522094	3399923399921
21211221211231	315220315220A3	325412325412G211	3399993399993
21211221211232	315220315220C1	3261503261503	4421--4421--
212113212113	315220315220C3	331110331110F	442---442---
2121132121131	315220315220E1	3313133313131	443---443---
2121132121133	315220315220E11	3314923314927	447---447---
212221212221	315220315220E12	33211133211114	454110454110
212221212221P	315220315220E3	3327223327223155	4541104541101
21229021229019	315220315220E5	33299233299207	45411045411011
212322212322	31522-31522-	332999332999J	45411045411012
2123222123221	315240315240	33299T33299T1	45411045411013
2123222123223	31524031524011	3331113331111	45411045411014
2123222123229	31524031524013	333244333244	45411045411015
21232221232291	31524031524017	333244333244P	454110454110P
21232221232292	31524031524019	333314333314	454---454---
212322212322P	31524031524021	333314333314P	511110511110
212324212324	31524031524023	333316333316	51111-51111-
212324212324P	31524031524044	3333163333164	511120511120
212325212325	31524031524046	333316333316A	51112-51112-
212325212325P	31524031524048	333316333316P	511130511130
212391212391	31524031524082	33331833331811	511130511130G
2123912123916	31524031524084	33331833331813	511130511130G1
212391212391P	31524031524086	333997333997	511130511130G2
212393212393	31524031524088	333997333997P	51113-51113-
2123932123937	3152403152408A	333999333999A	511140511140
212393212393P	3152403152408T	334118334118B	51114-51114-
212399212399	31524031524092	3344133344134	5111--5111--
212399212399P	31524-31524-	3344133344137	511191511191
3113523113522	315280315280	33441933441902	511191511191P
3117103117102	31528031528065	33441933441904	51119-51119-
31182131182122	31528031528067	33441K33441K5	511199511199
3119303119304	31528031528069	3345103345103	511199511199P
31199931199904	315280315280P	3345193345199	511---511---
3121303121300911	31528-31528-	335110335110	519130519130
3121303121300921	316992316992	3351103351100	5191305191301
3132103132106U	316992316992P	33511-33511-	519130519130101
31412031412087	316998316998	33512-33512-	519130519130102
31499431499445	321213321213	335129335129P	51913051913010201
315110315110	321213321213P	3353133353139	519130519130102011
31511-31511-	321214321214P	335912335912	51913051913010202
315190315190	322121322121Q1	3359123359120	5191305191302
31519031519033	322121322121Q2	33621133621141	519130519130P
31519-31519-	322121322121Q5	3364123364121	523110523110
315220315220	322121322121Q6	3365103365107	52311-52311-

Table 17. Industry and industry-classified product indexes deleted from the Producer Price Index, effective January 2023--Continued

523120523120
52312-52312-
523920523920
52392-52392-
523930523930
52393-52393-
5416105416108

Table 18. Commodity-based product indexes recoded, effective January 2023

<u>Old Code</u>	<u>New Code</u>
023402015	023402019
025503012	025503014
025503021	025503023
02640111	02640112
03810646	03810647
051	0513
051	051301
05110117	05130104
051208	05130101
05120811	051301011
051209	05130102
05120912	051301022
05120921	051301021
06340302	06340303
06371702	063717051
06371703	063717052
06371901	063719041
06371902	063719042
06371903	063719043
06380604	06380606
06380604RX	06380606RX
11781148	11785411
11782116	11782119
12120181	12120602
12120381	12120605
12120581	12120607
13990313	13990319
331202	33120205
33120203	331202051
33120204	331202052

Table 19. New commodity-based product indexes introduced into the Producer Price Index, effective January 2023

01130118	0915099914	12120603
0221044728	09470108	12580303
02230599Z	09470206	12580304
023402016	09480105	131108
02890164	102114	13110811
02890177	10211401	1317
02940334	10250144	131702
03150403	10250170	13170201
032608	10250171	13990314
03260806	10730180	141301413
03810408	10810237	1513012A
0381044118	10890532	15130282
03810603	10890803	15530302
03810626	111410	159A0905
03810661	11141011	331104021
03810703	11490814	331104022
03810713	11741104	331202053
03810723	117828904	336
03810744	11784716	3361
0382031224	11784717	336101
051301012	117854	33610101
05130103	11785412	36110104
05760305	11785625	366
05760403	11790552	3661
06371705	11792906	366101
06371904	11890610	36610101
06380605	119304	611104
06380705	11930400	61110401
09130507	121206	

Table 20. Commodity-based product indexes deleted from the Producer Price Index, effective January 2023

025503013	038107411	10890802	139901
026102023	038107412	111403	13990101
0261044121	03810742	11140311	13990111
0261044122	03810743	11490810	13990121
032602	0511	11490812	139901211
03260206	051101	11490813	139901212
03810407	051102	11491103	141301411
038104411	05110214	11781148	15130122
0381044111	0512081	117812	154107019
0381044113	05120812	11781207	15410701A
0381044115	0512091	117828903	331106
03810601	05120911	11784712	33110601
03810602	0512092	11784713	332
03810621	05120922	11790551	3321
03810622	05760304	11792905	332101
03810623	06130253	118506	33210101
03810624	06380602	11850629	335
03810631	06380704	119307	3351
03810632	06790982	11930700	335101
03810636	06790993	121201	33510101
03810637	09130504	121202	36110204
03810638	0915012331	12120281	365
03810639	0915012332	121203	3651
03810641	0915012335	121204	36510102
03810642	0915012336	12120481	36510103
03810645	0915012337	121204811	454105
03810701	0915012338	121204812	45410501
03810702	09470107	121205	611101
03810711	09480103	125801	61110101
03810712	102113	12580199	
03810721	10211301	12580302	
03810722	10240859	131105	
038107352	107301F2	13110511	
038107353	10810236	131701	
03810741	10890531	13170101	

Technical Note

Brief Explanation of Producer Price Indexes

The Producer Price Index (PPI) of the Bureau of Labor Statistics (BLS) is a family of indexes that measures the average change over time in prices received (price changes) by producers for domestically produced goods, services, and construction. PPIs measure price change from the perspective of the seller. This contrasts with other measures, such as the Consumer Price Index (CPI). CPIs measure price change from the purchaser's perspective.

More than 10,000 PPIs for individual products and groups of products are released each month. PPIs are available for the products of virtually every industry in the mining and manufacturing sectors. Over time, new PPIs have been introduced for products of industries in the services and construction sectors of the U.S. economy. As of January 2022, the PPI covered 71 percent of services as measured by 2012 Census revenue, and 31 percent of construction.

More than 64,000 price quotations per month are organized into three sets of PPIs: (1) Final demand-Intermediate demand (FD-ID) indexes, (2) commodity indexes, and (3) indexes for the net output of industries and their products. The FD-ID structure organizes products by class of buyer and degree of fabrication as well as by stage of production. The commodity structure organizes products by similarity of end use or product type. The entire output of various industries is sampled to derive price indexes for the net output of industries and their products.

Final Demand–Intermediate Demand Indexes

The PPI FD-ID structure measures price change for goods, services, and construction sold to final demand and to intermediate demand. The FD-ID system replaced the PPI stage-of-processing (SOP) system as PPI's primary aggregation model with the release of data for January 2014. The FD-ID model expands coverage beyond that of the SOP system through the addition of services, construction, exports, and government purchases.

Compared with finished goods under the SOP system, the PPI for final demand goods includes nearly a 50 percent expansion of coverage. This increase can be traced to the addition of government purchases and exports. For overall final demand, expansion to include final demand services represents an even larger increase in coverage. In December 2021, final demand goods were about 33 percent of overall final demand, final demand services were roughly 65.1 percent, and final demand construction was about 1.7 percent of final demand. Within intermediate demand, coverage of services for intermediate demand resulted in about a 45 percent increase in coverage of the intermediate demand portion of the economy.

FD-ID indexes are constructed from commodity-based producer output price indexes. Commodities are allocated to aggregate indexes primarily based on the type of buyer. The main source of data used to determine the type of buyer is the "Use of commodities by industries, before redefinition," table

from the Benchmark Input-Output Accounts of the U.S. In many cases, the same commodity is purchased by different types of buyers. As a result, commodities are often included in several FD-ID indexes. For example, regular gasoline is purchased for personal consumption, export, government use, and business use. The PPI program publishes only one commodity index for regular gasoline (wpu057104), reflecting sales to all types of buyers, and this index is used in all aggregations regardless of whether the gasoline is sold for personal consumption, as an export, to government, or to businesses. Proportions based on BEA "Use of Commodities" data are used to allocate the correct portion of the total weight of gasoline to each use category. In cases when buyer type is an important price determining characteristic, indexes are created based on specific buyer type. For example, within the PPI category for loan services, separate indexes for consumer loans and business loans were constructed. For more information relating to the FD-ID structure, see "A new, experimental system of indexes from the PPI program" in the February 2011 *Monthly Labor Review*.

Final Demand: The final demand portion of the FD-ID structure measures price change for commodities sold for personal consumption, capital investment, government, and export. The system is composed of six main price indexes: final demand goods; final demand trade services; final demand transportation and warehousing services; final demand services less trade, transportation, and warehousing; final demand construction; and overall final demand.

The final demand goods index measures price change for both unprocessed and processed goods sold to final demand. Fresh fruits sold to consumers and computers sold for capital investment are examples of transactions included in the final demand goods price index. The final demand trade services index measures price change for the retailing and wholesaling of merchandise sold to final demand, generally without transformation. (Trade indexes measure changes in margins received by wholesalers and retailers.) The final demand transportation and warehousing services index tracks price change for transportation of passengers, as well as, transportation of cargo sold to final demand, and also includes prices for warehousing and storage of goods sold to final demand. The final demand services less trade, transportation, and warehousing index measures price change for all services other than trade and transportation sold to final demand. Publishing, banking, lodging, and health care are examples of these services. The final demand construction index tracks price change for new construction, as well as maintenance and repair construction sold to final demand. Construction of office buildings is an example of a commodity that would be included in the final demand construction index. Lastly, the overall final demand index tracks price change for all types of commodities sold to final demand by combining the five final demand component indexes described above.

Intermediate Demand: The intermediate demand portion of the FD-ID system tracks price change for goods, services, and construction products sold to businesses as inputs to

production, excluding capital investment. The system includes two parallel treatments of intermediate demand. The first treatment organizes intermediate demand commodities by type. The second organizes intermediate demand commodities into production stages, with the explicit goal of developing a forward-flow model of production and price change.

The intermediate demand by commodity type portion of the system organizes commodities by similarity of product. The system is composed of six main price indexes: unprocessed goods for intermediate demand; processed goods for intermediate demand; intermediate demand trade services; intermediate demand transportation and warehousing services; intermediate demand services less trade, transportation, and warehousing; and intermediate demand construction.

The unprocessed goods for intermediate demand price index measures price change for goods sold to businesses as inputs to production that have undergone no fabrication. Crude petroleum sold to refineries is an example of an unprocessed good sold to intermediate demand. The processed goods for intermediate demand index tracks price change for fabricated goods sold as business inputs. Examples include car parts sold to car manufacturers and gasoline sold to trucking companies. The index for trade services for intermediate demand measures price change for the services of retailing and wholesaling goods purchased by businesses as inputs to production. The intermediate demand transportation and warehousing services index measures price change for business travel, as well as, transportation and warehousing of cargo sold to intermediate demand. The intermediate demand services less trade, transportation, and warehousing index measures price change for services other than trade, transportation, and warehousing sold as inputs to production. Legal and accounting services purchased by businesses are examples of intermediate demand services excluding trade, transportation, and warehousing. Finally, the construction for intermediate demand index measures price change for construction purchased by firms as inputs to production. The index for construction for intermediate demand tracks price change for maintenance and repair construction purchased by firms.

The production flow treatment of intermediate demand is a stage-based system of price indexes. These indexes can be used to study price transmission across stages of production and final demand. This system is constructed in a manner that maximizes forward flow of production between stages, while minimizing back-flow of production. The production flow treatment contains four main indexes: intermediate demand stage 1, intermediate demand stage 2, intermediate demand stage 3, and intermediate demand stage 4.

Indexes for the four stages were developed by first assigning each industry in the economy to one of four stages of production, where industries assigned to the fourth stage primarily produce output consumed as final demand, industries in the third stage primarily produce output consumed by stage 4 industries, industries assigned to the second stage primarily produce output consumed by stage 3 industries, and industries assigned to the first stage produce output primarily consumed by stage 2 industries. The four indexes then track prices for the net inputs consumed by industries in each of the four stages of production. The stage 4

intermediate demand index, for example, tracks price change for inputs consumed, but not produced, by industries included in the fourth stage of production. Hence, the index tracks price change in inputs to industries that primarily produce final demand commodities (stage 4 producers primarily produce commodities sold to final demand).

Examples of heavily weighted goods-producing industries in stage 4 include the manufacture of light trucks and utility vehicles, automobiles, and pharmaceuticals. Retail trade, food service and drinking places, and hospitals are examples of heavily weighted service industries included in stage 4. Stage 4 also includes all new construction industries. Examples of goods consumed by stage 4 industries include motor vehicle parts, commercial electric power, plastic construction products, biological products, and beef and veal. Engineering services, machinery and equipment wholesaling, long distance motor carrying, and legal services constitute examples of services consumed by stage 4 industries.

Examples of highly weighted goods-producing industries included in stage 3 are motor vehicle parts manufacturing, animal (except poultry) slaughtering and processing, and semiconductor manufacturing. Services industries classified in stage 3 include wholesale trade; insurance carriers; architecture, engineering, and related services; and hotels and motels. Examples of goods consumed by stage 3 industries include slaughter steers and heifers, industrial electric power, and hot rolled steel bars, plates, and structural shapes. Services commonly consumed by stage 3 industries include commissions from sales of property and casualty insurance, business loans, temporary help services, and administrative and general management consulting services.

Petroleum refineries; electricity generation, transmission, and distribution; natural gas distribution; cattle ranching and farming; and plastic materials and resin manufacturing are among the goods-based industries assigned to stage 2. Services industries that are heavily weighted in stage 2 include management of companies and enterprises; non-depository credit intermediation; insurance agencies and brokerages; and services to buildings and dwellings. Goods commonly purchased by stage 2 industries include crude oil, natural gas, formula feeds, and primary basic organic chemicals. Services that are heavily weighted in the intermediate demand stage 2 index are legal services, business loans, and cellular phone and other wireless telecommunication.

Goods producing industries in stage 1 include oil and gas extraction, paper mills, and grain farming. Real estate, legal services, and advertising services are examples of highly weighted services industries included in stage 1. Examples of goods consumed by stage 1 industries are commercial and industrial electric power and gasoline. Services commonly consumed by stage 1 industries include solid waste collection, chemicals and allied products wholesaling, and guestroom or unit rental. It should be noted that all inputs purchased by stage 1 industries are by definition produced either within stage 1 or by latter stages of processing, leaving stage 1 less useful for price transmission analysis. For additional information on industry stage assignments, see www.bls.gov/ppi/fd-id/ppi-intermediate-demand-by-production-flow-industry-stage-assignments.htm.

Comparing the PPI with CPI

Although some data users utilize the PPI as a potential indicator of the Consumer Price Index (CPI), there are many reasons why the PPI and the CPI may diverge. The scope of the personal consumption portion of the PPI includes all marketable output sold by domestic producers for households. The scope of the CPI includes goods and services provided by business or government, where explicit user charges are paid by consumers. For example, the most heavily weighted item in the CPI, owners' equivalent rent, is excluded from the PPI. The scope of the CPI includes imports. The PPI excludes imports. The CPI only includes components of personal consumption directly paid for by the consumers, while the PPI includes components of personal consumption that may not be paid for by consumers. For example, the PPI includes medical services paid for by third parties. In contrast to CPI, PPI does not completely cover services. PPIs exclude taxes, since they do not represent producer revenue. Conversely, sales and other taxes paid by consumers are part of household expenditure and are included in the CPI. Additional technical differences between PPI and CPI also exist. For more information see "Comparing new final demand producer price indexes with other Government price indexes," *Monthly Labor Review*, January 2014, at www.bls.gov/opub/mlr/.

Commodity Indexes

The commodity classification of the PPI organizes goods, services, and construction by similarity of product or end use, disregarding industry of origin. With the release of data for July 2009, PPI expanded its commodity structure to include indexes for services and construction products. Prior to this date, the PPI commodity structure only included products from goods producing sectors. Table 9 of the *PPI Detailed Report* includes data for commodity indexes, organized in a hierarchal structure, including major groupings, subgroups, product classes, sub-product classes, and individual items.

Industry Net-Output Price Indexes

PPIs for the net output of industries and their products are grouped according to the North American Industry Classification System (NAICS). Prior to the release of January 2004, industry-based PPIs were published according to the Standard Industrial Classification (SIC) system. Industry price indexes are compatible with other economic time series organized by industry, such as data on employment, wages, and productivity. Table 11 of the *PPI Detailed Report* includes data for NAICS industries and industry groups (3-, 4-, 5-, and 6-digit codes), Census product classes (7- and 8-digit codes), products (9-digit codes), more detailed sub-products (11-digit codes), and, for some industries, indexes for other sources of revenue.

Indexes may represent one of three kinds of product categories. Every industry has primary product indexes that show changes in prices received by establishments classified in the industry for products made primarily, but not necessarily exclusively, by that industry. The industry classification of an establishment is determined by which products make up a plurality of its total shipment value. In

addition, most industries have secondary product indexes that show changes in prices received by establishments for products chiefly made in some other industry. Some industries have miscellaneous receipts indexes that track price changes for other sources of revenue received by establishments within the industry that are not derived from sales of their products; for example, resales of purchased materials, or revenues from parking lots owned by a manufacturing plant.

Data Collection

PPIs are constructed using selling prices reported by establishments of all sizes, selected by probability sampling, with the probability of selection proportionate to size. Individual items and transaction terms also are chosen by probability proportionate to size. BLS strongly encourages cooperating companies to supply actual transaction prices at the time of shipment to minimize the use of list prices. Prices submitted by survey respondents are effective on the Tuesday of the week containing the 13th day of the month. The survey is conducted online via the BLS Internet Data Collection Facility (IDCF). Data provided by survey respondents are supplemented with data from other sources for some areas.

Price data are provided by survey respondents on a voluntary and confidential basis; only sworn BLS employees are allowed access to individual company price reports. BLS publishes price indexes, not actual prices. All PPIs are subject to monthly revisions up to 4 months after original publication to reflect the availability of late reports and corrections by respondents.

BLS periodically updates the PPI sample of survey respondents to better reflect current conditions when the structure, membership, technology, or product mix of an industry shifts significantly and to spread reporting burden among smaller firms. Information on these resampling efforts are noted in the *PPI News Release* and *PPI Detailed Report* in the months they occur.

As part of an ongoing effort to expand coverage to sectors of the economy other than mining and manufacturing, an increasing number of service and construction sector industries have been introduced into the PPI. The following list of industries introduced since the mid-1990s includes the month and year in which an article describing the industry's content appeared in the *PPI Detailed Report*.

Service and construction sector industries introduced into the Producer Price Index, by SIC or NAICS code and the *PPI Detailed Report* that announces their introduction

Title	Code	<i>PPI Detailed Report Issue</i>
	SIC	
Wireless telecommunications	4812	July 1999
Telephone communications, except radio telephone	4813	July 1995
Television broadcasting	4833	July 2002
Grocery stores	5411	July 2000
Meat and fish (seafood) markets	5421	July 2000
Fruit and vegetable markets	5431	July 2000
Candy, nut, and confectionery stores ...	5441	July 2000
Retail bakeries	5461	July 2000

Title	Code	PPI Detailed Report Issue
SIC		
Miscellaneous food stores	5499	July 2000
New car dealers	5511	July 2000
Gasoline service stations	5541	January 2002
Boat dealers	5551	January 2002
Recreational vehicle dealers	5561	January 2002
Miscellaneous retail	59	January 2001
Security brokers, dealers, and investment bankers	6211	January 2001
Investment advice	6282	January 2003
Life insurance carriers	6311	January 1999
Property and casualty insurance	6331	July 1998
Insurance agencies and brokerages	6412	January 2003
Operators and lessors of nonresidential buildings	6512	January 1996
Real estate agents and managers	6531	January 1996
Prepackaged software	7372	January 1998
Data processing services	7374	January 2002
Home health care services	8082	January 1997
Legal services	8111	January 1997
Engineering design, analysis, and consulting services	8711	January 1997
Architectural design, analysis, and consulting services	8712	January 1997
Premiums for property and casualty insurance	9331	July 1998
NAICS		
New Industrial building construction	236211	January 2008
New warehouse building construction ..	236221	July 2005
New school construction	236222	July 2006
New office construction	236223	January 2007
New health care building construction...	236224	January 2013
Concrete contractors, nonresidential building work	23811X	July 2008
Roofing contractors, nonresidential building work	23816X	July 2008
Electrical contractors, nonresidential building work	23821X	July 2008
Plumbing / HVAC contractors, nonresidential building work	23822X	July 2008
Merchant wholesalers, durable goods ..	423	July 2005
Merchant wholesalers, nondurable goods	424	July 2005
Electronics and appliance stores	443	January 2004
Building material and garden equipment and supplies dealers.....	444	January 2004
Sporting goods, hobby, book, and music stores	451	January 2004
General merchandise stores	452	January 2004
Miscellaneous store retailers	453	January 2004
Pipeline transportation of natural gas....	486210	June 2022
Internet service providers	518111	July 2005
Internet publishing and web search portals	519130	January 2010
Commercial banking	522110	January 2005
Savings institutions	522120	January 2005
Direct health and medical insurance carriers	524114	July 2004

Title	Code	PPI Detailed Report Issue
NAICS		
Construction, mining, and forestry machinery and equipment rental and leasing	532412	January 2005
Management consulting services	541610	January 2007
Security guards and patrol services	561612	July 2005
Offices of dentists	621210	January 2011
Blood and organ banks	621991	January 2007
Amusement and theme parks	713110	July 2006
Golf courses and country clubs	713910	July 2006
Fitness and recreational sports centers .	713940	July 2005
Commercial machinery repair and maintenance.....	811310	July 2007

Weights

Weights for most commodity groupings of the PPI, as well as, weights for commodity-based aggregate indexes calculated from commodity groupings, such as FD-ID indexes, currently reflect 2012 values of shipments as reported in the *Census of Manufactures* and other sources. From January 2012 to December 2017, PPI weights were derived from 2007 shipment values. Industry indexes now are calculated under the 2017 NAICS structure utilizing 2012 value of shipment weights and 2007 net output ratios. The periodic update of the value weights used to calculate the PPI is done to more accurately reflect changes in production and marketing patterns in the economy.

Net output values of shipments are used as weights for industry indexes. Net output values refer to the value of shipments from establishments within the industry to buyers outside the industry. However, weights for commodity indexes are based on gross shipment values, including values of shipments between establishments within the same industry. As a result, broad commodity grouping indexes, such as the PPI for All Commodities (which is composed of major commodity groupings 01 through 15), are affected by the multiple counting of price change at successive stages of processing, which can lead to exaggerated or misleading signals about inflation. The intermediate demand by commodity type FD-ID indexes partially correct for this defect, but industry indexes, final demand FD-ID indexes, and intermediate demand by production flow FD-ID indexes consistently correct for this at all levels of aggregation. Therefore, industry and FD-ID indexes are more appropriate than broad commodity groupings for analysis of general price trends.

Price Index Reference Base

Effective with publication of January 1988 data, many important PPI series (including most commodity groups and individual items) were placed on a new reference base, 1982 = 100. From 1971 through 1987, the standard reference base for most PPI series was 1967 = 100. Except for rounding differences, the shift to the new reference base did not alter any previously published percent changes for affected PPI

series. (See “Calculating Index Changes,” below.) The 1982 reference base is not used for commodity indexes with a base later than December 1981 or for industry net output indexes and their products. The FD-ID indexes typically have a reference base of November 2009 = 100.

For further information on the underlying concepts and methodology of the Producer Price Index, see chapter 14, “Producer Prices,” in the *BLS Handbook of Methods*. This chapter can be downloaded from the BLS Web site at www.bls.gov/opub/hom/homch14.htm.

Calculating Index Changes

Each PPI measures price changes from a reference period that equals 100.0. An increase of 5.5 percent from the reference period in the Final Demand Goods Price Index, for example, is shown as 105.5. This change also can be expressed in dollars, as follows: prices received by domestic producers of a sample of final demand goods have risen from \$100 in November 2009 to \$105.50. Likewise, a current index of 90.0 would indicate that prices received by producers of final demand goods are 10 percent lower than they were in November 2009.

Movements of price indexes from one month to another are usually expressed as percent changes, rather than as changes in index points. Index point changes are affected by the level of the index in relation to its base period, whereas percent changes are not. The following example shows the computation of index point and percent changes.

Index point change

Final Demand Goods Price Index	107.5
Less previous index	104.0
Equals index point change	3.5

Index percent change

Index point change	3.5
Divided by the previous index	104.0
Equals	0.034
Result multiplied by 100	0.034 x 100
Equals percent change	3.4

Seasonally Adjusted and Unadjusted Data

Because price data are used for different purposes by different groups, BLS publishes seasonally adjusted and unadjusted changes each month. Seasonally adjusted data are preferred for analyzing general price trends in the economy because these data eliminate the effect of changes that normally occur at about the same time, and in about the same magnitude, every year—such as price movements resulting from normal weather patterns, regular production and marketing cycles, model changeovers, seasonal discounts, and holidays. For these reasons, seasonally adjusted data more clearly reveal underlying trends. Unadjusted data are of primary interest to users who need information that can be related to actual dollar values of transactions. Individuals requiring this information include marketing specialists, purchasing agents, budget and cost analysts, contract

specialists, and commodity traders. It is the unadjusted data that are generally cited when escalating long-term contracts such as purchasing agreements or real estate leases. For more information, see *Price Adjustment Guide for Contracting Parties*, on the Web at: www.bls.gov/ppi/publications/price-adjustment-guide-for-contracting-parties.htm.

Seasonal adjustment is accomplished using X-13 ARIMA, a software package published by the U.S. Census Bureau. Each year, the seasonal status of most commodity indexes is reevaluated to reflect more recent price behavior. Industry net output indexes are not seasonally adjusted. For time series that exhibit seasonal pricing patterns, new seasonal factors are estimated and applied to the unadjusted data from the prior 5 years. Updated seasonally adjusted indexes replace the most recent 5 years of seasonal data.

Seasonal factors may be applied to series using either a direct or an aggregative method. Generally, commodity indexes are seasonally adjusted using direct seasonal adjustment, which produces a more complete elimination of seasonal movements than does the aggregative method. However, the direct seasonal adjustment process may not yield figures that possess additive consistency. Thus, a seasonally adjusted index for a broad category that is directly adjusted may not be logically consistent with all seasonally adjusted indexes for its components. Seasonal movements for FD-ID indexes are derived indirectly through an aggregative method that combines movements of a wide variety of subproduct class (six-digit) series.

Seasonally adjusted indexes can become problematic when previously stable and predictable price patterns abruptly change. If the new pattern persists, the seasonal adjustment method will eventually reflect it; if the pattern keeps shifting, however, seasonally adjusted data will become chronically troublesome. This problem occurs relatively infrequently for farm and food-related products, but has more often affected manufactured products such as automobiles and steel.

Since January 1988, the PPI has used Intervention Analysis Seasonal Adjustment methods to enhance the calculation of seasonal factors. With this technique, outlier values that may distort the seasonal pattern are removed from the data prior to applying the standard seasonal factor estimation procedure. For example, a possible economic cause for large price movements for petroleum-based products might have been the COVID-19 pandemic. In this case, intervention techniques allowed for better estimates of seasonally adjusted data. On the whole, very few series have required intervention. Out of over 400 seasonally adjusted commodity series, 76 were subject to intervention in 2022.

For more information relating to seasonal adjustment methods, see “PPI and CPI Seasonal Adjustment: an Update” in the July 2010 *Monthly Labor Review*, and “PPI and CPI Seasonal Adjustment During the COVID-19 Pandemic” in the May 2022 *Monthly Labor Review*.

Producer Price Index Data on the Internet

In 1995, the BLS began posting PPI series, news releases, and technical information to the internet. There were more than 9 million instances of PPI data being downloaded from the BLS website during 2021.

Retrieving PPI data from the PPI Web site

PPI data can be obtained online (www.bls.gov/ppi). On this page, under the tab labeled “Featured PPI databases” links provide the following methods of data retrieval:

- **Top Picks** is a form-based application for both Industry Data and Commodity Data that allows the user to quickly obtain PPI time series data by selecting the high-level aggregate and other commonly requested time series, including the All Commodities Index and the FD-ID indexes (for example, Final Demand). Within each list, any one—or all—of the time series shown can be selected. A user can modify the date range and output options after executing the query, using the reformat button above the data output table.
- **One-Screen Data Search and Multi-Screen Data Search** are form-based query applications for both Industry Data and Commodity Data designed for users unfamiliar with the PPI coding structure. These applications guide a user through the PPI classification by listing index titles and do not require knowledge of commodity or industry codes. Data retrieved are based on a query formulated by selecting data characteristics from lists provided. Two options are available to create customized tables, depending on a user’s browser capability. The one-screen option is a JavaScript application that uses a single screen to guide a user through the available time series data. The second option is a multiple-screen, non-Java-based application. Both methods allow a user to browse the PPI coding structure and select multiple series. Users can modify the date range and output options after executing the query using the reformat button above the data output table.
- **Series Report** is a form-based application that allows users to input multiple, formatted PPI time series identifiers (commodity or industry codes) as inputs in extracting data according to a specified set of date ranges and output options. This application provides the most efficient path for users who are familiar with the format of PPI time series identifiers. There are five alphabetic prefixes used to create unique PPI time series identifiers: WP, WD, PC, PD, and ND. Each provides the user access to a different PPI database. Adding either a “u” (not seasonally adjusted) or an “s” (seasonally adjusted) to the end of these prefixes further specifies the type of data needed.

EXAMPLES

For commodity and FD-ID indexes, series identifiers combine a “wpu” prefix (not seasonally adjusted) or a “wps” prefix (seasonally adjusted) with a commodity code.

<u>Commodity code</u>	<u>Provides data for:</u>
wps141101	Passenger cars, seasonally adjusted
wpu141101	Passenger cars, not seasonally adjusted
wpufd4	Final demand, not seasonally adjusted
wpsid63	Services for intermediate demand, seasonally adjusted

For discontinued commodity indexes, series identifiers combine a “wdu” prefix (not seasonally adjusted) or a “wds” prefix (seasonally adjusted) with a commodity code.

<u>Commodity code</u>	<u>Provides data for:</u>
wds019	Other farm products, seasonally adjusted
wdu0635	Preparations, ethical (prescription), not seasonally adjusted
wdusi138011	Stainless steel mill products, not seasonally adjusted

Current price indexes grouped by industry according to NAICS have series identifiers that begin with the prefix “pcu.” After the prefix, there are 12 digits (the 6-digit industry code is listed twice) followed by up to 7 alphanumeric characters identifying product detail. Dashes are used as placeholders for higher-level industry group codes.

<u>Industry-product code, current NAICS series</u>	<u>Provides data for:</u>
pcu325---325---	Chemical manufacturing
pcu336110336110	Automobile and light duty motor vehicle manufacturing
pcu621111621111411	Offices of physicians, one- and two-physician practices and single-specialty group practices, general/family practice

Discontinued industry-product codes based on SIC combine a “pdu” prefix and “#” between the fourth and fifth characters of the product code. Series identifiers for the discontinued dataset use underscores as placeholders to complete a reference to an SIC industry group code of fewer than four digits. (All PPI industry-based indexes organized by SIC were discontinued with the introduction of NAICS in 2004.)

<u>Industry-product code, discontinued SIC series</u>	<u>Provides data for:</u>
pdu28_#	Chemicals and allied products
pdu331_#	Blast furnaces, steel works, and rolling and finishing mills
pdu3711#111	Passenger cars

Price indexes for discontinued series grouped by industry according to NAICS have identifiers that begin with the prefix “ndu”. After the prefix, there are 12 numeric digits (the 6-digit industry code is listed twice), and up to 7 additional alphanumeric characters that identify product detail. Dashes are used as placeholders for higher-level group codes.

*Industry-product code,
discontinued NAICS series*
ndu212231212231
ndu2122312122312
ndu212231212231214

Provides data for
Lead and zinc ore mining
Lead, zinc concentrates
Lead concentrates

- **Text Files** are best suited for users requiring access to either a large volume of time series data or other PPI-related documentation, such as seasonal factor tables and relative importance tables. The text files can be accessed at download.bls.gov/ or directly from links on the “PPI Databases” page or the PPI homepage. Data and documentation available for download include the following:

Industry Data	<u>Directory:</u> /pub/time.series/pc
Industry Data - Discontinued (NAICS basis)	/pub/time.series/nd
(SIC basis)	/pub/time.series/pd
Commodity Data (incl. FD-ID)	/pub/time.series/wp
Commodity Data – Discontinued	/pub/time.series/wd
Special requests	/pub/special.requests/ppi

Additional information

The PPI homepage (www.bls.gov/ppi) contains additional information regarding PPI data and methodology. The “PPI Publications” section of the homepage provides PPI news releases, both current and archived, as well as general PPI information. The “PPI Tables” section provides relative importance and seasonal factor tables. The remaining sections offer special notices and publications pertaining to PPI methodology and applications.

For questions or comments regarding PPI data classification, methodology, or data availability on the Internet, call or e-mail the Section of Index Analysis and Public Information at (202) 691-7705 or ppi-info@bls.gov. If you are deaf, hard of hearing, or have a speech disability, please dial 7-1-1 to access telecommunications relay services.